Soil Analysis by Agvise Laboratories
(http://www.agvise.com)
Northwood: (701) 587-6010
Benson: (320) 843-4109

SOIL TEST REPORT

FIELD ID	**01 - Ditburner Ronalds**
SAMPLE ID	**GgB1**
FIELD NAME	**Ronalds & Ditburner**
COUNTY	**North Norfolk**
TWP	**11** RANGE **11**
SECTION	**2** QTR **NE** ACRES **174**
PREV. CROP	**Canola-bu**

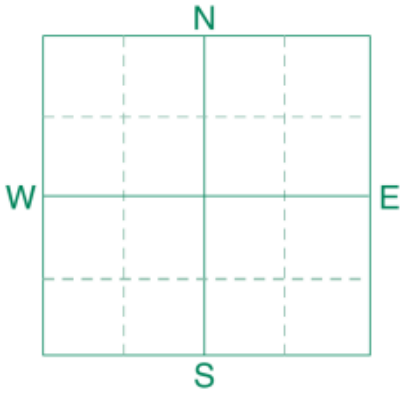

SUBMITTED FOR:
Rocking U Feeders

SUBMITTED BY: **DE4293**
DELTA AG SERVICES
38165 B HWY 1 WEST
PORTAGE LA PRAIRIE, MB R1N 4A8

REF # **5201980** BOX # **3139**
LAB # **NW76707**

Date Sampled | Date Received **09/07/2024** | Date Reported **09/09/2024**

Nutrient In The Soil			Interpretation			
			VLow	Low	Med	High
Nitrate	0-6"	19 lb/acre				
	6-24"	6 lb/acre	**********			
	0-24''	25 lb/acre				
Phosphorus	Olsen	37 ppm	*******	*******	*******	*******
Potassium		378 ppm	*******	*******	*******	*******
Chloride	0-24''	12 lb/acre	*****			
Sulfur	0-6"	22 lb/acre	**********	**********	***	
	6-24"	18 lb/acre	**********	**********	*	
Boron						
Zinc		2.33 ppm	*******	*******	*******	*******
Iron						
Manganese						
Copper		0.45 ppm	**********	****		
Magnesium						
Calcium						
Sodium		17 ppm	**			
Org.Matter		3.3 %	**********	**********	*	
Carbonate(CCE)						
Sol. Salts	0-6"	0.24 mmho/cm	******			
	6-24"	0.22 mmho/cm	*****			

1st Crop Choice			2nd Crop Choice			3rd Crop Choice		
YIELD GOAL			YIELD GOAL			YIELD GOAL		
SUGGESTED GUIDELINES			SUGGESTED GUIDELINES			SUGGESTED GUIDELINES		
LB/ACRE		APPLICATION	LB/ACRE		APPLICATION	LB/ACRE		APPLICATION
N			N			N		
P_2O_5			P_2O_5			P_2O_5		
K_2O			K_2O			K_2O		
Cl			Cl			Cl		
S			S			S		
B			B			B		
Zn			Zn			Zn		
Fe			Fe			Fe		
Mn			Mn			Mn		
Cu			Cu			Cu		
Mg			Mg			Mg		
Lime			Lime			Lime		

Soil pH	Buffer pH	Cation Exchange Capacity	% Base Saturation (Typical Range)				
			% Ca	% Mg	% K	% Na	% H
0-6" **7.0** 6-24" **8.0**							

Soil Analysis by Agvise Laboratories
(http://www.agvise.com)
Northwood: (701) 587-6010
Benson: (320) 843-4109

SOIL TEST REPORT

FIELD ID	**02 - Bottom of Hill**
SAMPLE ID	**E - g2Bb**
FIELD NAME	**BV; Bottom of Hill**
COUNTY	**North Norfolk**
TWP	**10** RANGE **10**
SECTION	**31** QTR **NE** ACRES **63**
PREV. CROP	**Barley**

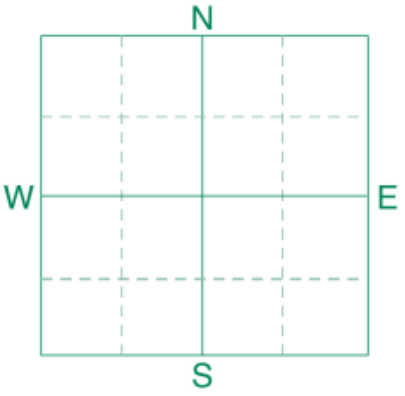

SUBMITTED FOR:
Rocking U Feeders

SUBMITTED BY: **DE4293**
DELTA AG SERVICES
38165 B HWY 1 WEST
PORTAGE LA PRAIRIE, MB R1N 4A8

REF # **5202075** BOX # **3090**
LAB # **NW76717**

Date Sampled | Date Received **09/07/2024** | Date Reported **09/09/2024**

Nutrient In The Soil		Interpretation VLow	Low	Med	High
Nitrate	0-6" **25 lb/acre** 6-24" **24 lb/acre** 0-24'' **49 lb/acre**	*******	*******	*******	*
Phosphorus	**Olsen** **24 ppm**	*******	*******	*******	*******
Potassium	**262 ppm**	*******	*******	*******	*******
Chloride	0-24'' **268 lb/acre**	*******	*******	*******	*******
Sulfur	0-6" **62 lb/acre** 6-24" **108 lb/acre**	*******	*******	*******	*******
Boron					
Zinc	**3.84 ppm**	*******	*******	*******	*******
Iron					
Manganese					
Copper	**0.44 ppm**	*******	****		
Magnesium					
Calcium					
Sodium	**67 ppm**	*******	****		
Org.Matter	**6.3 %**	*******	*******	*******	*******
Carbonate(CCE)					
Sol. Salts	0-6" **0.49 mmho/cm** 6-24" **0.31 mmho/cm**	*******	****** *******		

1st Crop Choice			2nd Crop Choice			3rd Crop Choice		
YIELD GOAL			YIELD GOAL			YIELD GOAL		
SUGGESTED GUIDELINES			SUGGESTED GUIDELINES			SUGGESTED GUIDELINES		
LB/ACRE		APPLICATION	LB/ACRE		APPLICATION	LB/ACRE		APPLICATION
N			N			N		
P_2O_5			P_2O_5			P_2O_5		
K_2O			K_2O			K_2O		
Cl			Cl			Cl		
S			S			S		
B			B			B		
Zn			Zn			Zn		
Fe			Fe			Fe		
Mn			Mn			Mn		
Cu			Cu			Cu		
Mg			Mg			Mg		
Lime			Lime			Lime		

Soil pH	Buffer pH	Cation Exchange Capacity	% Base Saturation (Typical Range) % Ca	% Mg	% K	% Na	% H
0-6" **8.2** 6-24" **8.4**							

Soil Analysis by Agvise Laboratories
(http://www.agvise.com)
Northwood: (701) 587-6010
Benson: (320) 843-4109

SOIL TEST REPORT

FIELD ID **04 - Top of Hill; BV NE**
SAMPLE ID **GgB1**
FIELD NAME **NE 25-10-11 W**
COUNTY
TWP RANGE
SECTION QTR ACRES **0**
PREV. CROP **Corn-Silage**

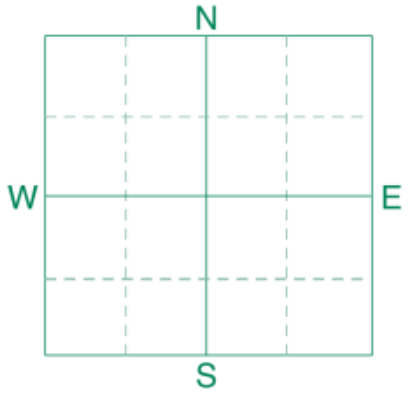

SUBMITTED FOR:
Rocking U Feeders

SUBMITTED BY: **DE4293**
DELTA AG SERVICES
38165 B HWY 1 WEST
PORTAGE LA PRAIRIE, MB R1N 4A8

REF # **5279420** BOX # **11074**
LAB # **NW127371**

Date Sampled Date Received **09/29/2024** Date Reported **09/30/2024**

Nutrient In The Soil			Interpretation			
			VLow	Low	Med	High
Nitrate	0-6"	8 lb/acre				
	6-24"	6 lb/acre	******			
	0-24''	14 lb/acre				
Phosphorus	Olsen	47 ppm	******	******	******	******
Potassium		362 ppm	******	******	******	******
Chloride	0-24''	12 lb/acre	*****			
Sulfur	0-6"	26 lb/acre	******	******	****	
	6-24"	42 lb/acre	******	******	******	*****
Boron						
Zinc		2.93 ppm	******	******	******	******
Iron						
Manganese						
Copper		0.35 ppm	*******			
Magnesium						
Calcium						
Sodium		26 ppm	****			
Org.Matter		2.5 %	******	****		
Carbonate(CCE)		0.5 %	***			
Sol. Salts	0-6"	0.14 mmho/cm	***			
	6-24"	0.17 mmho/cm	****			

1st Crop Choice			2nd Crop Choice			3rd Crop Choice		
YIELD GOAL			YIELD GOAL			YIELD GOAL		
SUGGESTED GUIDELINES			SUGGESTED GUIDELINES			SUGGESTED GUIDELINES		
LB/ACRE		APPLICATION	LB/ACRE		APPLICATION	LB/ACRE		APPLICATION
N			N			N		
P_2O_5			P_2O_5			P_2O_5		
K_2O			K_2O			K_2O		
Cl			Cl			Cl		
S			S			S		
B			B			B		
Zn			Zn			Zn		
Fe			Fe			Fe		
Mn			Mn			Mn		
Cu			Cu			Cu		
Mg			Mg			Mg		
Lime			Lime			Lime		

Soil pH	Buffer pH	Cation Exchange Capacity	% Base Saturation (Typical Range)				
			% Ca	% Mg	% K	% Na	% H
0-6" **6.8** 6-24" **7.1**							

Soil Analysis by Agvise Laboratories
(http://www.agvise.com)
Northwood: (701) 587-6010
Benson: (320) 843-4109

SOIL TEST REPORT

FIELD ID	**05 - Stanley's North**
SAMPLE ID	**E - GgB1**
FIELD NAME	**S6 Leg; Stanley's North**
COUNTY	**North Norfolk**
TWP	**10** RANGE **10**
SECTION	**30** QTR **NW** ACRES **63.7**
PREV. CROP	**Oats**

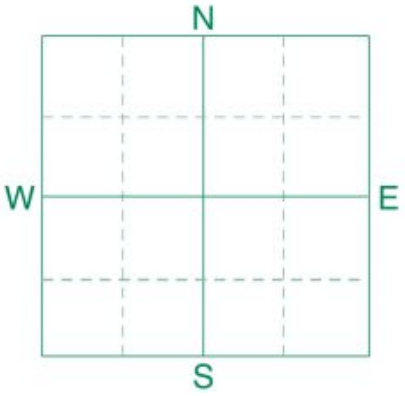

SUBMITTED FOR:
Rocking U Feeders

SUBMITTED BY: **DE4293**
DELTA AG SERVICES
38165 B HWY 1 WEST
PORTAGE LA PRAIRIE, MB R1N 4A8

REF # **5202083** BOX # **5682**
LAB # **NW106461**

Date Sampled | Date Received **09/21/2024** | Date Reported **09/23/2024**

Nutrient In The Soil		Interpretation			
		VLow	Low	Med	High
Nitrate	0-6" **36 lb/acre** 6-24" **15 lb/acre** 0-24" **51 lb/acre**	******	******	******	**
Phosphorus	**Olsen** **59 ppm**	******	******	******	******
Potassium	**365 ppm**	******	******	******	******
Chloride	0-24" **4 lb/acre**	*			
Sulfur	0-6" **22 lb/acre** 6-24" **30 lb/acre**	****** ******	****** ******	*** ******	
Boron					
Zinc	**5.01 ppm**	******	******	******	******
Iron					
Manganese					
Copper	**0.59 ppm**	******	******	**	
Magnesium					
Calcium					
Sodium	**16 ppm**	**			
Org.Matter	**3.0 %**	******	******		
Carbonate(CCE)					
Sol. Salts	0-6" **0.24 mmho/cm** 6-24" **0.1 mmho/cm**	****** **			

1st Crop Choice			2nd Crop Choice			3rd Crop Choice		
YIELD GOAL			YIELD GOAL			YIELD GOAL		
SUGGESTED GUIDELINES			SUGGESTED GUIDELINES			SUGGESTED GUIDELINES		
LB/ACRE		APPLICATION	LB/ACRE		APPLICATION	LB/ACRE		APPLICATION
N			N			N		
P_2O_5			P_2O_5			P_2O_5		
K_2O			K_2O			K_2O		
Cl			Cl			Cl		
S			S			S		
B			B			B		
Zn			Zn			Zn		
Fe			Fe			Fe		
Mn			Mn			Mn		
Cu			Cu			Cu		
Mg			Mg			Mg		
Lime			Lime			Lime		

Soil pH	Buffer pH	Cation Exchange Capacity	% Base Saturation (Typical Range)				
			% Ca	% Mg	% K	% Na	% H
0-6" **6.5** 6-24" **6.2**							

Soil Analysis by Agvise Laboratories
(http://www.agvise.com)
Northwood: (701) 587-6010
Benson: (320) 843-4109

SOIL TEST REPORT

FIELD ID **06 - Blankvoort Hydro**
SAMPLE ID **GgB1**
FIELD NAME
COUNTY
TWP RANGE
SECTION QTR ACRES **170**
PREV. CROP **Alfalfa**

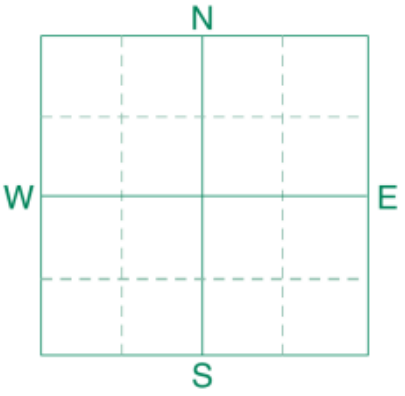

SUBMITTED FOR:
Rocking U Feeders

SUBMITTED BY: **DE4293**
DELTA AG SERVICES
38165 B HWY 1 WEST
PORTAGE LA PRAIRIE, MB R1N 4A8

REF # **5149220** BOX # **1097**
LAB # **NW52763**

Date Sampled Date Received **08/06/2024** Date Reported **08/07/2024**

Nutrient In The Soil		Interpretation			
		VLow	Low	Med	High
Nitrate	0-6" 15 lb/acre 6-24" 9 lb/acre 0-24'' 24 lb/acre	*********			
Phosphorus	Olsen 24 ppm	*******	*******	*******	*******
Potassium	227 ppm	*******	*******	*******	*******
Chloride	0-24'' 16 lb/acre	******			
Sulfur	0-6" 10 lb/acre 6-24" 24 lb/acre	********* **********	**********	*****	
Boron					
Zinc	2.44 ppm	*******	*******	*******	*******
Iron					
Manganese					
Copper	0.53 ppm	*******	*******		
Magnesium					
Calcium					
Sodium	14 ppm	**			
Org.Matter	2.2 %	********	***		
Carbonate(CCE)					
Sol. Salts	0-6" 0.15 mmho/cm 6-24" 0.19 mmho/cm	*** ****			

1st Crop Choice			2nd Crop Choice			3rd Crop Choice		
YIELD GOAL			YIELD GOAL			YIELD GOAL		
SUGGESTED GUIDELINES			SUGGESTED GUIDELINES			SUGGESTED GUIDELINES		
LB/ACRE		APPLICATION	LB/ACRE		APPLICATION	LB/ACRE		APPLICATION
N			N			N		
P_2O_5			P_2O_5			P_2O_5		
K_2O			K_2O			K_2O		
Cl			Cl			Cl		
S			S			S		
B			B			B		
Zn			Zn			Zn		
Fe			Fe			Fe		
Mn			Mn			Mn		
Cu			Cu			Cu		
Mg			Mg			Mg		
Lime			Lime			Lime		

Soil pH	Buffer pH	Cation Exchange Capacity	% Base Saturation (Typical Range)				
			% Ca	% Mg	% K	% Na	% H
0-6" **6.5** 6-24" **7.4**							

Soil Analysis by Agvise Laboratories
(http://www.agvise.com)
Northwood: (701) 587-6010
Benson: (320) 843-4109

SOIL TEST REPORT

FIELD ID	**07B - Ronald SW**
SAMPLE ID	**GgB1**
FIELD NAME	**Ronald SW; R7**
COUNTY	**North Norfolk**
TWP	**10** RANGE **11**
SECTION	**26** QTR **SW** ACRES **79**
PREV. CROP	**Alfalfa**

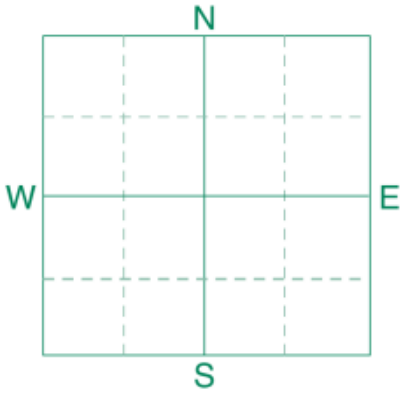

SUBMITTED FOR:
Rocking U Feeders

SUBMITTED BY: **DE4293**
DELTA AG SERVICES
38165 B HWY 1 WEST
PORTAGE LA PRAIRIE, MB R1N 4A8

REF # **5176819** BOX # **1612**
LAB # **NW61500**

Date Sampled | Date Received **08/24/2024** | Date Reported **08/26/2024**

Nutrient In The Soil		Interpretation			
		VLow	Low	Med	High
Nitrate	0-6" **18 lb/acre** 6-24" **9 lb/acre** 0-24'' **27 lb/acre**	**********			
Phosphorus	**Olsen** **50 ppm**	**********	**********	**********	**********
Potassium	**301 ppm**	**********	**********	**********	**********
Chloride	0-24'' **4 lb/acre**	*			
Sulfur	0-6" **18 lb/acre** 6-24" **42 lb/acre**	**********	**********	* **********	**********
Boron					
Zinc					
Iron					
Manganese					
Copper	**0.56 ppm**	**********	**********	*	
Magnesium					
Calcium					
Sodium					
Org.Matter	**3.9 %**	**********	**********	***	
Carbonate(CCE)					
Sol. Salts	0-6" **0.18 mmho/cm** 6-24" **0.19 mmho/cm**	**** ****			

1st Crop Choice			2nd Crop Choice			3rd Crop Choice		
YIELD GOAL			YIELD GOAL			YIELD GOAL		
SUGGESTED GUIDELINES			SUGGESTED GUIDELINES			SUGGESTED GUIDELINES		
LB/ACRE		APPLICATION	LB/ACRE		APPLICATION	LB/ACRE		APPLICATION
N			N			N		
P_2O_5			P_2O_5			P_2O_5		
K_2O			K_2O			K_2O		
Cl			Cl			Cl		
S			S			S		
B			B			B		
Zn			Zn			Zn		
Fe			Fe			Fe		
Mn			Mn			Mn		
Cu			Cu			Cu		
Mg			Mg			Mg		
Lime			Lime			Lime		

Soil pH	Buffer pH	Cation Exchange Capacity	% Base Saturation (Typical Range)				
			% Ca	% Mg	% K	% Na	% H
0-6" **6.9** 6-24" **7.2**							

Soil Analysis by Agvise Laboratories
(http://www.agvise.com)
Northwood: (701) 587-6010
Benson: (320) 843-4109

SOIL TEST REPORT

FIELD ID	**08 - Ronald e-SE**
SAMPLE ID	**E - GgB1**
FIELD NAME	
COUNTY	**North Norfolk**
TWP	**10** RANGE **11**
SECTION	**26** QTR **SW** ACRES **61.6**
PREV. CROP	**Canola-bu**

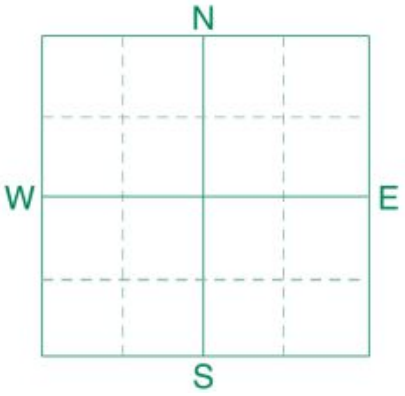

SUBMITTED FOR:
Rocking U Feeders

SUBMITTED BY: **DE4293**
DELTA AG SERVICES
38165 B HWY 1 WEST
PORTAGE LA PRAIRIE, MB R1N 4A8

REF # **5202077** BOX # **5615**
LAB # **NW106457**

Date Sampled | Date Received **09/21/2024** | Date Reported **09/23/2024**

Nutrient In The Soil		Interpretation			
		VLow	Low	Med	High
Nitrate	0-6" **28 lb/acre** 6-24" **21 lb/acre** 0-24" **49 lb/acre**	******	******	*******	*
Phosphorus	**Olsen** **24 ppm**	******	******	******	******
Potassium	**290 ppm**	******	******	******	******
Chloride	0-24" **16 lb/acre**	******			
Sulfur	0-6" **120 +lb/acre** 6-24" **180 lb/acre**	****** ******	****** ******	****** ******	****** ******
Boron					
Zinc	**2.28 ppm**	******	******	******	******
Iron					
Manganese					
Copper	**0.51 ppm**	******	******		
Magnesium					
Calcium					
Sodium	**24 ppm**	****			
Org.Matter	**3.9 %**	******	******	***	
Carbonate(CCE)					
Sol. Salts	0-6" **0.78 mmho/cm** 6-24" **0.39 mmho/cm**	****** ******	****** ***	******	

1st Crop Choice			2nd Crop Choice			3rd Crop Choice		
YIELD GOAL			YIELD GOAL			YIELD GOAL		
SUGGESTED GUIDELINES			SUGGESTED GUIDELINES			SUGGESTED GUIDELINES		
LB/ACRE		APPLICATION	LB/ACRE		APPLICATION	LB/ACRE		APPLICATION
N			N			N		
P_2O_5			P_2O_5			P_2O_5		
K_2O			K_2O			K_2O		
Cl			Cl			Cl		
S			S			S		
B			B			B		
Zn			Zn			Zn		
Fe			Fe			Fe		
Mn			Mn			Mn		
Cu			Cu			Cu		
Mg			Mg			Mg		
Lime			Lime			Lime		

Soil pH	Buffer pH	Cation Exchange Capacity	% Base Saturation (Typical Range)				
			% Ca	% Mg	% K	% Na	% H
0-6" **7.3** 6-24" **7.7**							

Soil Analysis by Agvise Laboratories
(http://www.agvise.com)
Northwood: (701) 587-6010
Benson: (320) 843-4109

SOIL TEST REPORT

FIELD ID	**08W - Ronald w-SE**
SAMPLE ID	**GgB1**
FIELD NAME	**R8; Ronald w-SE**
COUNTY	**North Norfolk**
TWP	**10** RANGE **11**
SECTION	**26** QTR **w-SE** ACRES **89.2**
PREV. CROP	**Barley**

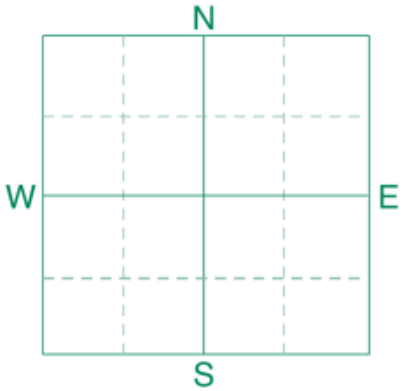

SUBMITTED FOR:
Rocking U Feeders

SUBMITTED BY: **DE4293**
DELTA AG SERVICES
38165 B HWY 1 WEST
PORTAGE LA PRAIRIE, MB R1N 4A8

REF # **4146245** BOX # **1507**
LAB # **NW74220**

Date Sampled | Date Received **09/07/2023** | Date Reported **09/08/2023**

Nutrient In The Soil		Interpretation (VLow / Low / Med / High)
Nitrate 0-6"	44 lb/acre	****** ****** ****** ******
Nitrate 6-24"	15 lb/acre	
Nitrate 0-24''	59 lb/acre	
Phosphorus Olsen	51 ppm	****** ****** ****** ******
Potassium	534 ppm	****** ****** ****** ******
Chloride 0-24''	252 lb/acre	****** ****** ****** ******
Sulfur 0-6"	22 lb/acre	****** ****** ******
Sulfur 6-24"	24 lb/acre	****** ****** ******
Boron		
Zinc	4.32 ppm	****** ****** ****** ******
Iron		
Manganese		
Copper	0.52 ppm	****** ******
Magnesium		
Calcium		
Sodium	69 ppm	****** ******
Org.Matter	4.7 %	****** ****** ******
Carbonate(CCE)		
Sol. Salts 0-6"	0.51 mmho/cm	****** ******
Sol. Salts 6-24"	0.22 mmho/cm	******

	1st Crop Choice		2nd Crop Choice		3rd Crop Choice	
YIELD GOAL						
SUGGESTED GUIDELINES						
	LB/ACRE	APPLICATION	LB/ACRE	APPLICATION	LB/ACRE	APPLICATION
N						
P_2O_5						
K_2O						
Cl						
S						
B						
Zn						
Fe						
Mn						
Cu						
Mg						
Lime						

Soil pH	Buffer pH	Cation Exchange Capacity	% Base Saturation (Typical Range)				
			% Ca	% Mg	% K	% Na	% H
0-6" **7.4** 6-24" **7.8**							

Soil Analysis by Agvise Laboratories
(http://www.agvise.com)
Northwood: (701) 587-6010
Benson: (320) 843-4109

SOIL TEST REPORT

FIELD ID	**09 - Atkey**
SAMPLE ID	**E - GgB1**
FIELD NAME	
COUNTY	**North Norfolk**
TWP	**10** RANGE **11**
SECTION	**25** QTR **SW** ACRES **51.6**
PREV. CROP	**Wheat-Spring**

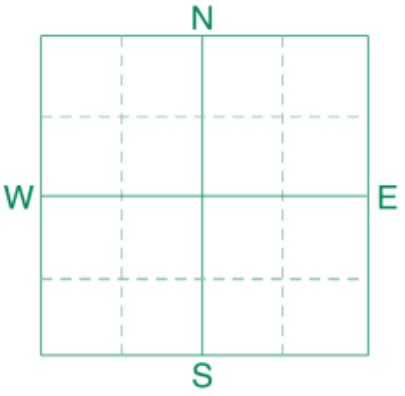

SUBMITTED FOR:
Rocking U Feeders

SUBMITTED BY: **DE4293**
DELTA AG SERVICES
38165 B HWY 1 WEST
PORTAGE LA PRAIRIE, MB R1N 4A8

REF # **5202079** BOX # **5633**
LAB # **NW106459**

Date Sampled | Date Received **09/21/2024** | Date Reported **09/23/2024**

Nutrient In The Soil		Interpretation VLow	Low	Med	High
Nitrate	0-6" **42 lb/acre** 6-24" **24 lb/acre** 0-24" **66 lb/acre**	******	******	******	******
Phosphorus	**Olsen** **42 ppm**	******	******	******	******
Potassium	**335 ppm**	******	******	******	******
Chloride	0-24" **20 lb/acre**	********	**		
Sulfur	0-6" **12 lb/acre** 6-24" **42 lb/acre**	**********	****		
Boron					
Zinc	**5.64 ppm**	******	******	******	******
Iron					
Manganese					
Copper	**0.6 ppm**	******	*******	**	
Magnesium					
Calcium					
Sodium	**13 ppm**	**			
Org.Matter	**4.6 %**	******	******	******	
Carbonate(CCE)					
Sol. Salts	0-6" **0.24 mmho/cm** 6-24" **0.24 mmho/cm**	****** ******			

1st Crop Choice			2nd Crop Choice			3rd Crop Choice		
YIELD GOAL			YIELD GOAL			YIELD GOAL		
SUGGESTED GUIDELINES			SUGGESTED GUIDELINES			SUGGESTED GUIDELINES		
LB/ACRE		APPLICATION	LB/ACRE		APPLICATION	LB/ACRE		APPLICATION
N			N			N		
P_2O_5			P_2O_5			P_2O_5		
K_2O			K_2O			K_2O		
Cl			Cl			Cl		
S			S			S		
B			B			B		
Zn			Zn			Zn		
Fe			Fe			Fe		
Mn			Mn			Mn		
Cu			Cu			Cu		
Mg			Mg			Mg		
Lime			Lime			Lime		

Soil pH	Buffer pH	Cation Exchange Capacity	% Base Saturation (Typical Range) % Ca	% Mg	% K	% Na	% H
0-6" **6.8** 6-24" **7.1**							

Soil Analysis by Agvise Laboratories
(http://www.agvise.com)
Northwood: (701) 587-6010
Benson: (320) 843-4109

SOIL TEST REPORT

FIELD ID	**09 - Atkey**
SAMPLE ID	**W - GgB1**
FIELD NAME	
COUNTY	**North Norfolk**
TWP	**10** RANGE **11**
SECTION	**25** QTR **SW** ACRES **93.7**
PREV. CROP	**Wheat-Spring**

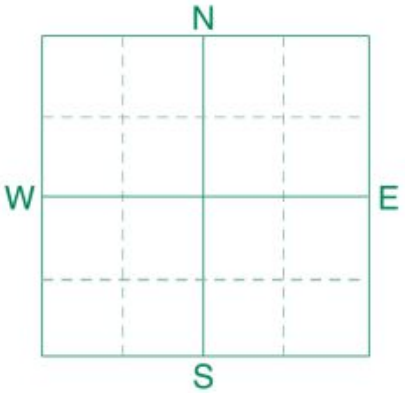

SUBMITTED FOR:
Rocking U Feeders

SUBMITTED BY: **DE4293**
DELTA AG SERVICES
38165 B HWY 1 WEST
PORTAGE LA PRAIRIE, MB R1N 4A8

REF # **5202080** BOX # **5669**
LAB # **NW106460**

Date Sampled | Date Received **09/21/2024** | Date Reported **09/23/2024**

Nutrient In The Soil		Interpretation			
		VLow	Low	Med	High
Nitrate	0-6" **44 lb/acre** 6-24" **24 lb/acre** 0-24" **68 lb/acre**	******	******	******	******
Phosphorus	**Olsen** **30 ppm**	******	******	******	******
Potassium	**244 ppm**	******	******	******	******
Chloride	0-24" **68 lb/acre**	******	******	******	******
Sulfur	0-6" **34 lb/acre** 6-24" **30 lb/acre**	****** ******	****** ******	******* ******	*
Boron					
Zinc	**2.47 ppm**	******	******	******	******
Iron					
Manganese					
Copper	**0.53 ppm**	******	******		
Magnesium					
Calcium					
Sodium	**21 ppm**	***			
Org.Matter	**3.0 %**	******	******		
Carbonate(CCE)					
Sol. Salts	0-6" **0.42 mmho/cm** 6-24" **0.28 mmho/cm**	****** *******	**** *		

1st Crop Choice			2nd Crop Choice			3rd Crop Choice		
YIELD GOAL			YIELD GOAL			YIELD GOAL		
SUGGESTED GUIDELINES			SUGGESTED GUIDELINES			SUGGESTED GUIDELINES		
LB/ACRE		APPLICATION	LB/ACRE		APPLICATION	LB/ACRE		APPLICATION
N			N			N		
P_2O_5			P_2O_5			P_2O_5		
K_2O			K_2O			K_2O		
Cl			Cl			Cl		
S			S			S		
B			B			B		
Zn			Zn			Zn		
Fe			Fe			Fe		
Mn			Mn			Mn		
Cu			Cu			Cu		
Mg			Mg			Mg		
Lime			Lime			Lime		

Soil pH	Buffer pH	Cation Exchange Capacity	% Base Saturation (Typical Range)				
			% Ca	% Mg	% K	% Na	% H
0-6" **7.2** 6-24" **7.7**							

Soil Analysis by Agvise Laboratories
(http://www.agvise.com)
Northwood: (701) 587-6010
Benson: (320) 843-4109

SOIL TEST REPORT

FIELD ID	**10E - Blankvoort SE 25**
SAMPLE ID	
FIELD NAME	**Blankvoort SE 25 - e**
COUNTY	**North Norfolk**
TWP	**10** RANGE **11**
SECTION	**25** QTR **SE** ACRES **69.8**
PREV. CROP	**Oats**

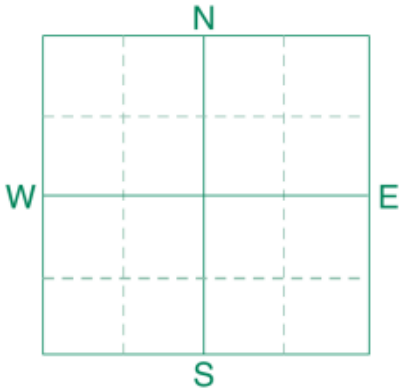

SUBMITTED FOR:
Rocking U Feeders

SUBMITTED BY: **DE4293**
DELTA AG SERVICES
38165 B HWY 1 WEST
PORTAGE LA PRAIRIE, MB R1N 4A8

REF # **4146249** BOX # **1444**
LAB # **NW74222**

Date Sampled | Date Received **09/07/2023** | Date Reported **09/08/2023**

Nutrient In The Soil		Interpretation			
		VLow	Low	Med	High
Nitrate 0-6"	21 lb/acre				
Nitrate 6-24"	6 lb/acre	******	******		
Nitrate 0-24''	27 lb/acre				
Phosphorus Olsen	16 ppm	******	******	******	******
Potassium	523 ppm	******	******	******	******
Chloride 0-24''	24 lb/acre	********	***		
Sulfur 0-6"	22 lb/acre	******	********	***	
Sulfur 6-24"	36 lb/acre	******	******	********	**
Boron					
Zinc	3.72 ppm	******	******	******	******
Iron					
Manganese					
Copper	0.44 ppm	******	****		
Magnesium					
Calcium					
Sodium	32 ppm	*****			
Org.Matter	3.7 %	******	********	***	
Carbonate(CCE)					
Sol. Salts 0-6"	0.19 mmho/cm	****			
Sol. Salts 6-24"	0.21 mmho/cm	*****			

1st Crop Choice			2nd Crop Choice			3rd Crop Choice		
YIELD GOAL			YIELD GOAL			YIELD GOAL		
SUGGESTED GUIDELINES			SUGGESTED GUIDELINES			SUGGESTED GUIDELINES		
LB/ACRE		APPLICATION	LB/ACRE		APPLICATION	LB/ACRE		APPLICATION
N			N			N		
P_2O_5			P_2O_5			P_2O_5		
K_2O			K_2O			K_2O		
Cl			Cl			Cl		
S			S			S		
B			B			B		
Zn			Zn			Zn		
Fe			Fe			Fe		
Mn			Mn			Mn		
Cu			Cu			Cu		
Mg			Mg			Mg		
Lime			Lime			Lime		

Soil pH	Buffer pH	Cation Exchange Capacity	% Base Saturation (Typical Range)				
			% Ca	% Mg	% K	% Na	% H
0-6" **6.5** 6-24" **7.2**							

Soil Analysis by Agvise Laboratories
(http://www.agvise.com)
Northwood: (701) 587-6010
Benson: (320) 843-4109

SOIL TEST REPORT

FIELD ID	**10W - Blankvoort SE 25**
SAMPLE ID	**GgB1**
FIELD NAME	**Blankvoort SE 25 - e**
COUNTY	**North Norfolk**
TWP	**10** RANGE **11**
SECTION	**25** QTR **SE** ACRES **48**
PREV. CROP	**Alfalfa**

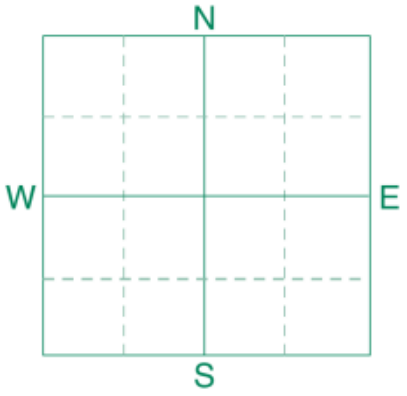

SUBMITTED FOR:
Rocking U Feeders

SUBMITTED BY: **DE4293**
DELTA AG SERVICES
38165 B HWY 1 WEST
PORTAGE LA PRAIRIE, MB R1N 4A8

REF # **5176823** BOX # **11257**
LAB # **NW126868**

Date Sampled | Date Received **09/29/2024** | Date Reported **10/01/2024**

Nutrient In The Soil		Interpretation			
		VLow	Low	Med	High
Nitrate	0-6" **8 lb/acre** 6-24" **6 lb/acre** 0-24'' **14 lb/acre**	******			
Phosphorus	**Olsen** **36 ppm**	******	******	******	******
Potassium	**173 ppm**	******	******	******	***
Chloride	0-24'' **4 lb/acre**	*			
Sulfur	0-6" **16 lb/acre** 6-24" **30 lb/acre**	****** ******	****** ******	 ******	
Boron					
Zinc					
Iron					
Manganese					
Copper	**0.35 ppm**	*******	*		
Magnesium					
Calcium					
Sodium					
Org.Matter	**2.3 %**	******	***		
Carbonate(CCE)					
Sol. Salts	0-6" **0.17 mmho/cm** 6-24" **0.2 mmho/cm**	**** *****			

1st Crop Choice			2nd Crop Choice			3rd Crop Choice		
YIELD GOAL			YIELD GOAL			YIELD GOAL		
SUGGESTED GUIDELINES			SUGGESTED GUIDELINES			SUGGESTED GUIDELINES		
LB/ACRE		APPLICATION	LB/ACRE		APPLICATION	LB/ACRE		APPLICATION
N			N			N		
P_2O_5			P_2O_5			P_2O_5		
K_2O			K_2O			K_2O		
Cl			Cl			Cl		
S			S			S		
B			B			B		
Zn			Zn			Zn		
Fe			Fe			Fe		
Mn			Mn			Mn		
Cu			Cu			Cu		
Mg			Mg			Mg		
Lime			Lime			Lime		

Soil pH	Buffer pH	Cation Exchange Capacity	% Base Saturation (Typical Range)				
			% Ca	% Mg	% K	% Na	% H
0-6" **6.6** 6-24" **7.1**							

Soil Analysis by Agvise Laboratories
(http://www.agvise.com)
Northwood: (701) 587-6010
Benson: (320) 843-4109

SOIL TEST REPORT

FIELD ID	**12 M1 Jaret**
SAMPLE ID	**GgB1**
FIELD NAME	**M1 Jaret**
COUNTY	**North Norfolk**
TWP	**10** RANGE **11**
SECTION	**24** QTR **n-NE** ACRES **78**
PREV. CROP	**Alfalfa**

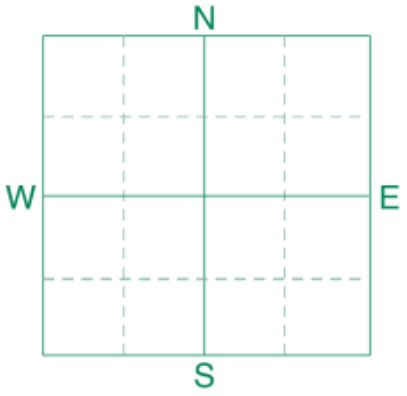

SUBMITTED FOR:
Rocking U Feeders

SUBMITTED BY: **DE4293**
DELTA AG SERVICES
38165 B HWY 1 WEST
PORTAGE LA PRAIRIE, MB R1N 4A8

REF # **5176824** BOX # **1612**
LAB # **NW61501**

Date Sampled | Date Received **08/24/2024** | Date Reported **08/26/2024**

Nutrient In The Soil			Interpretation			
			VLow	Low	Med	High
Nitrate	0-6"	24 lb/acre				
	6-24"	9 lb/acre	**********			
	0-24''	33 lb/acre				
Phosphorus	Olsen	40 ppm	**********	**********	**********	**********
Potassium		161 ppm	**********	**********	**********	*
Chloride	0-24''	4 lb/acre	*			
Sulfur	0-6"	14 lb/acre	**********	**********		
	6-24"	30 lb/acre	**********	**********	**********	
Boron						
Zinc						
Iron						
Manganese						
Copper		0.63 ppm	**********	**********	**	
Magnesium						
Calcium						
Sodium						
Org.Matter		2.8 %	**********	**********		
Carbonate(CCE)						
Sol. Salts	0-6"	0.27 mmho/cm	**********			
	6-24"	0.13 mmho/cm	***			

1st Crop Choice			2nd Crop Choice			3rd Crop Choice		
YIELD GOAL			YIELD GOAL			YIELD GOAL		
SUGGESTED GUIDELINES			SUGGESTED GUIDELINES			SUGGESTED GUIDELINES		
LB/ACRE		APPLICATION	LB/ACRE		APPLICATION	LB/ACRE		APPLICATION
N			N			N		
P_2O_5			P_2O_5			P_2O_5		
K_2O			K_2O			K_2O		
Cl			Cl			Cl		
S			S			S		
B			B			B		
Zn			Zn			Zn		
Fe			Fe			Fe		
Mn			Mn			Mn		
Cu			Cu			Cu		
Mg			Mg			Mg		
Lime			Lime			Lime		

Soil pH	Buffer pH	Cation Exchange Capacity	% Base Saturation (Typical Range)				
			% Ca	% Mg	% K	% Na	% H
0-6" **7.4** 6-24" **7.8**							

Soil Analysis by Agvise Laboratories
(http://www.agvise.com)
Northwood: (701) 587-6010
Benson: (320) 843-4109

SOIL TEST REPORT

FIELD ID	**13 - Ian's HQ**
SAMPLE ID	**GgB1**
FIELD NAME	**Ian's HQ**
COUNTY	**North Norfolk**
TWP	**10** RANGE **10**
SECTION	**19** QTR **SW** ACRES **106.8**
PREV. CROP	**Alfalfa**

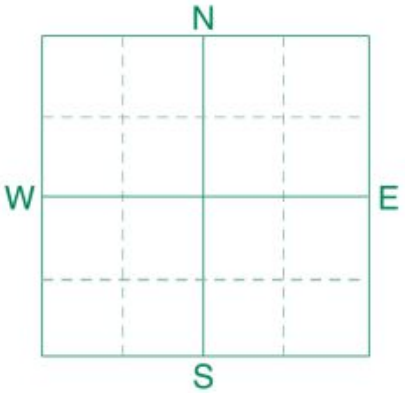

SUBMITTED FOR:
Rocking U Feeders

SUBMITTED BY: **DE4293**
DELTA AG SERVICES
38165 B HWY 1 WEST
PORTAGE LA PRAIRIE, MB R1N 4A8

REF # **5176825** BOX # **3008**
LAB # **NW76425**

Date Sampled | Date Received **09/07/2024** | Date Reported **09/09/2024**

Nutrient In The Soil			Interpretation			
			VLow	Low	Med	High
Nitrate	0-6"	9 lb/acre				
	6-24"	12 lb/acre	********			
	0-24"	21 lb/acre				
Phosphorus	Olsen	44 ppm	*******	*******	*******	*******
Potassium		264 ppm	*******	*******	*******	*******
Chloride	0-24"	4 lb/acre	*			
Sulfur	0-6"	10 lb/acre	********	***		
	6-24"	18 lb/acre	********	********	*	
Boron						
Zinc						
Iron						
Manganese						
Copper		0.41 ppm	********	***		
Magnesium						
Calcium						
Sodium						
Org.Matter		3.3 %	********	********	*	
Carbonate(CCE)						
Sol. Salts	0-6"	0.11 mmho/cm	**			
	6-24"	0.12 mmho/cm	***			

1st Crop Choice			2nd Crop Choice			3rd Crop Choice		
YIELD GOAL			YIELD GOAL			YIELD GOAL		
SUGGESTED GUIDELINES			SUGGESTED GUIDELINES			SUGGESTED GUIDELINES		
	LB/ACRE	APPLICATION		LB/ACRE	APPLICATION		LB/ACRE	APPLICATION
N			N			N		
P_2O_5			P_2O_5			P_2O_5		
K_2O			K_2O			K_2O		
Cl			Cl			Cl		
S			S			S		
B			B			B		
Zn			Zn			Zn		
Fe			Fe			Fe		
Mn			Mn			Mn		
Cu			Cu			Cu		
Mg			Mg			Mg		
Lime			Lime			Lime		

Soil pH	Buffer pH	Cation Exchange Capacity	% Base Saturation (Typical Range)				
			% Ca	% Mg	% K	% Na	% H
0-6" **7.1** 6-24" **7.6**							

Soil Analysis by Agvise Laboratories
(http://www.agvise.com)
Northwood: (701) 587-6010
Benson: (320) 843-4109

SOIL TEST REPORT

FIELD ID	**09 - Atkey**
SAMPLE ID	**W - GgB1**
FIELD NAME	
COUNTY	**North Norfolk**
TWP	**10** RANGE **11**
SECTION	**25** QTR **SW** ACRES **93.7**
PREV. CROP	**Wheat-Spring**

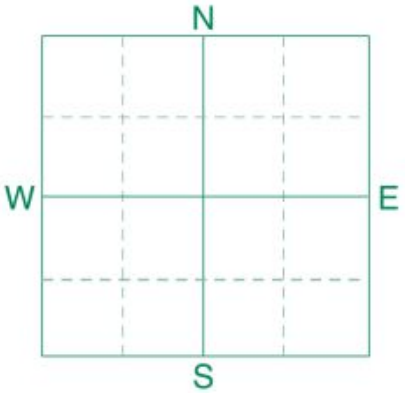

SUBMITTED FOR:
Rocking U Feeders

SUBMITTED BY: **DE4293**
DELTA AG SERVICES
38165 B HWY 1 WEST
PORTAGE LA PRAIRIE, MB R1N 4A8

REF # **5202080** BOX # **5669**
LAB # **NW106460**

Date Sampled | Date Received **09/21/2024** | Date Reported **09/23/2024**

Nutrient In The Soil		Interpretation			
		VLow	Low	Med	High
Nitrate	0-6" **44 lb/acre** 6-24" **24 lb/acre** 0-24" **68 lb/acre**	******	******	******	******
Phosphorus	**Olsen** **30 ppm**	******	******	******	******
Potassium	**244 ppm**	******	******	******	******
Chloride	0-24" **68 lb/acre**	******	******	******	******
Sulfur	0-6" **34 lb/acre** 6-24" **30 lb/acre**	****** ******	****** ******	******* ******	*
Boron					
Zinc	**2.47 ppm**	******	******	******	******
Iron					
Manganese					
Copper	**0.53 ppm**	******	******		
Magnesium					
Calcium					
Sodium	**21 ppm**	***			
Org.Matter	**3.0 %**	******	******		
Carbonate(CCE)					
Sol. Salts	0-6" **0.42 mmho/cm** 6-24" **0.28 mmho/cm**	****** *******	**** *		

1st Crop Choice			2nd Crop Choice			3rd Crop Choice		
YIELD GOAL			YIELD GOAL			YIELD GOAL		
SUGGESTED GUIDELINES			SUGGESTED GUIDELINES			SUGGESTED GUIDELINES		
LB/ACRE		APPLICATION	LB/ACRE		APPLICATION	LB/ACRE		APPLICATION
N			N			N		
P_2O_5			P_2O_5			P_2O_5		
K_2O			K_2O			K_2O		
Cl			Cl			Cl		
S			S			S		
B			B			B		
Zn			Zn			Zn		
Fe			Fe			Fe		
Mn			Mn			Mn		
Cu			Cu			Cu		
Mg			Mg			Mg		
Lime			Lime			Lime		

Soil pH	Buffer pH	Cation Exchange Capacity	% Base Saturation (Typical Range)				
			% Ca	% Mg	% K	% Na	% H
0-6" **7.2** 6-24" **7.7**							

Soil Analysis by Agvise Laboratories
(http://www.agvise.com)
Northwood: (701) 587-6010
Benson: (320) 843-4109

SOIL TEST REPORT

FIELD ID	**13E - Ian's NE**
SAMPLE ID	**GgB1**
FIELD NAME	
COUNTY	**North Norfolk**
TWP	**10** RANGE **10**
SECTION	**19** QTR **NE** ACRES **63.6**
PREV. CROP	

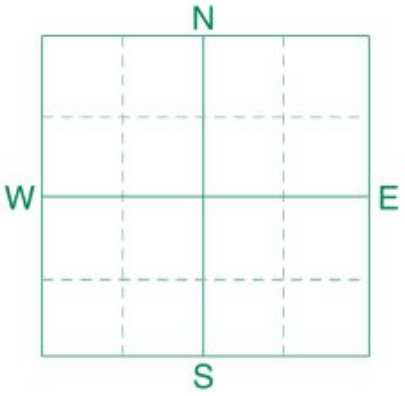

SUBMITTED FOR:
Rocking U Feeders

SUBMITTED BY: **DE4293**
DELTA AG SERVICES
38165 B HWY 1 WEST
PORTAGE LA PRAIRIE, MB R1N 4A8

REF # **5412253** BOX # **997**
LAB # **NW239378**

Date Sampled | Date Received **10/25/2024** | Date Reported **11/04/2024**

Nutrient In The Soil			Interpretation			
			VLow	Low	Med	High
Nitrate	0-6"	6 lb/acre				
	6-24"	3 lb/acre	****			
	0-24"	9 lb/acre				
Phosphorus	Olsen	25 ppm	******	******	******	******
Potassium		330 ppm	******	******	******	******
Chloride	0-24"	4 lb/acre	*			
Sulfur	0-6"	16 lb/acre	******	******		
	6-24"	30 lb/acre	******	******	******	
Boron						
Zinc						
Iron						
Manganese						
Copper		0.55 ppm	******	******	*	
Magnesium						
Calcium						
Sodium						
Org.Matter		3.2 %	******	******		
Carbonate(CCE)						
Sol. Salts	0-6"	0.14 mmho/cm	***			
	6-24"	0.07 mmho/cm	**			

1st Crop Choice			2nd Crop Choice			3rd Crop Choice		
YIELD GOAL			YIELD GOAL			YIELD GOAL		
SUGGESTED GUIDELINES			SUGGESTED GUIDELINES			SUGGESTED GUIDELINES		
	LB/ACRE	APPLICATION		LB/ACRE	APPLICATION		LB/ACRE	APPLICATION
N			N			N		
P_2O_5			P_2O_5			P_2O_5		
K_2O			K_2O			K_2O		
Cl			Cl			Cl		
S			S			S		
B			B			B		
Zn			Zn			Zn		
Fe			Fe			Fe		
Mn			Mn			Mn		
Cu			Cu			Cu		
Mg			Mg			Mg		
Lime			Lime			Lime		

Soil pH	Buffer pH	Cation Exchange Capacity	% Base Saturation (Typical Range)				
			% Ca	% Mg	% K	% Na	% H
0-6" **6.6** 6-24" **6.4**							

Soil Analysis by Agvise Laboratories
(http://www.agvise.com)
Northwood: (701) 587-6010
Benson: (320) 843-4109

SOIL TEST REPORT

FIELD ID	**14 - M2 Jaret**
SAMPLE ID	**GgBb**
FIELD NAME	**M2 Jaret**
COUNTY	**North Norfolk**
TWP	**10** RANGE **11**
SECTION	**23** QTR **SW** ACRES **0**
PREV. CROP	**Oats**

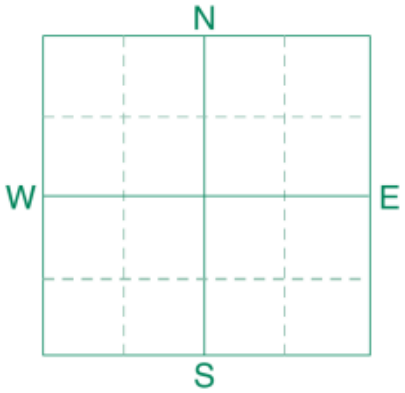

SUBMITTED FOR:
Rocking U Feeders

SUBMITTED BY: **DE4293**
DELTA AG SERVICES
38165 B HWY 1 WEST
PORTAGE LA PRAIRIE, MB R1N 4A8

REF # **5202068** BOX # **2348**
LAB # **NW166336**

Date Sampled | Date Received **10/08/2024** | Date Reported **10/11/2024**

Nutrient In The Soil		Interpretation			
		VLow	Low	Med	High
Nitrate	0-6" **23 lb/acre** 6-24" **18 lb/acre** 0-24'' **41 lb/acre**	*******	*******	****	
Phosphorus	**Olsen** **48 ppm**	*******	*******	*******	*******
Potassium	**340 ppm**	*******	*******	*******	*******
Chloride	0-24'' **40 lb/acre**	*******	*******	*******	
Sulfur	0-6" **10 lb/acre** 6-24" **12 lb/acre**	*********	**********		
Boron					
Zinc	**4.43 ppm**	*******	*******	*******	*******
Iron					
Manganese					
Copper	**0.67 ppm**	*******	*******	***	
Magnesium					
Calcium					
Sodium	**18 ppm**	***			
Org.Matter	**4.7 %**	*******	*******	*******	
Carbonate(CCE)					
Sol. Salts	0-6" **0.2 mmho/cm** 6-24" **0.1 mmho/cm**	*****			

1st Crop Choice			2nd Crop Choice			3rd Crop Choice		
YIELD GOAL			YIELD GOAL			YIELD GOAL		
SUGGESTED GUIDELINES			SUGGESTED GUIDELINES			SUGGESTED GUIDELINES		
LB/ACRE		APPLICATION	LB/ACRE		APPLICATION	LB/ACRE		APPLICATION
N			N			N		
P_2O_5			P_2O_5			P_2O_5		
K_2O			K_2O			K_2O		
Cl			Cl			Cl		
S			S			S		
B			B			B		
Zn			Zn			Zn		
Fe			Fe			Fe		
Mn			Mn			Mn		
Cu			Cu			Cu		
Mg			Mg			Mg		
Lime			Lime			Lime		

Soil pH	Buffer pH	Cation Exchange Capacity	% Base Saturation (Typical Range)				
			% Ca	% Mg	% K	% Na	% H
0-6" **7.0** 6-24" **7.9**							

Soil Analysis by Agvise Laboratories
(http://www.agvise.com)
Northwood: (701) 587-6010
Benson: (320) 843-4109

SOIL TEST REPORT

FIELD ID	**15 - Ian's Bone Field**
SAMPLE ID	**GgB1**
FIELD NAME	**Ian's Bone Field**
COUNTY	**North Norfolk**
TWP	**10** RANGE **10**
SECTION	**19** QTR **SW** ACRES **0**
PREV. CROP	**Alfalfa**

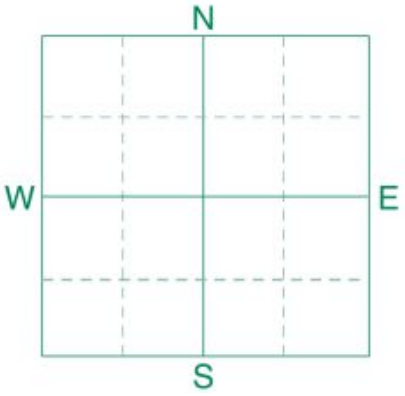

SUBMITTED FOR:
Rocking U Feeders

SUBMITTED BY: **DE4293**
DELTA AG SERVICES
38165 B HWY 1 WEST
PORTAGE LA PRAIRIE, MB R1N 4A8

REF # **5176827** BOX # **11074**
LAB # **NW126870**

Date Sampled | Date Received **09/29/2024** | Date Reported **09/30/2024**

Nutrient In The Soil		Interpretation			
		VLow	Low	Med	High
Nitrate	**0-6" 8 lb/acre** **6-24" 3 lb/acre** **0-24" 11 lb/acre**	****			
Phosphorus	**Olsen 43 ppm**	******	******	******	******
Potassium	**354 ppm**	******	******	******	******
Chloride	**0-24" 8 lb/acre**	***			
Sulfur	**0-6" 18 lb/acre** **6-24" 30 lb/acre**	****** ******	******* ******	* ******	
Boron					
Zinc					
Iron					
Manganese					
Copper	**0.31 ppm**	******			
Magnesium					
Calcium					
Sodium					
Org.Matter	**4.2 %**	******	******	*****	
Carbonate(CCE)					
Sol. Salts	**0-6" 0.19 mmho/cm** **6-24" 0.16 mmho/cm**	**** ****			

1st Crop Choice			2nd Crop Choice			3rd Crop Choice		
YIELD GOAL			YIELD GOAL			YIELD GOAL		
SUGGESTED GUIDELINES			SUGGESTED GUIDELINES			SUGGESTED GUIDELINES		
LB/ACRE		APPLICATION	LB/ACRE		APPLICATION	LB/ACRE		APPLICATION
N			N			N		
P_2O_5			P_2O_5			P_2O_5		
K_2O			K_2O			K_2O		
Cl			Cl			Cl		
S			S			S		
B			B			B		
Zn			Zn			Zn		
Fe			Fe			Fe		
Mn			Mn			Mn		
Cu			Cu			Cu		
Mg			Mg			Mg		
Lime			Lime			Lime		

Soil pH	Buffer pH	Cation Exchange Capacity	% Base Saturation (Typical Range)				
			% Ca	% Mg	% K	% Na	% H
0-6" **7.1** 6-24" **7.0**							

Soil Analysis by Agvise Laboratories
(http://www.agvise.com)
Northwood: (701) 587-6010
Benson: (320) 843-4109

SOIL TEST REPORT

FIELD ID	**16 - SE-19-10-10 Pasture**
SAMPLE ID	**W - GgB1**
FIELD NAME	
COUNTY	**North Norfolk**
TWP	**10** RANGE **10**
SECTION	**19** QTR **SE** ACRES **72**
PREV. CROP	

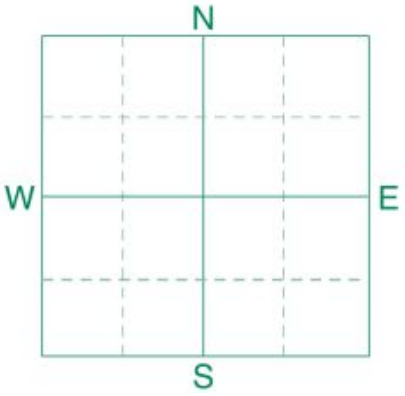

SUBMITTED FOR:
Rocking U Feeders

SUBMITTED BY: **DE4293**
DELTA AG SERVICES
38165 B HWY 1 WEST
PORTAGE LA PRAIRIE, MB R1N 4A8

REF # **5412256** BOX # **908**
LAB # **NW239380**

Date Sampled | Date Received **10/25/2024** | Date Reported **11/04/2024**

Nutrient In The Soil		Interpretation			
		VLow	Low	Med	High
Nitrate	**0-6" 4 lb/acre** **6-24" 6 lb/acre** **0-24" 10 lb/acre**	****			
Phosphorus	**Olsen 36 ppm**	******	******	******	******
Potassium	**313 ppm**	******	******	******	******
Chloride	**0-24" 20 lb/acre**	********	**		
Sulfur	**0-6" 14 lb/acre** **6-24" 18 lb/acre**	******	******		
Boron					
Zinc					
Iron					
Manganese					
Copper	**0.7 ppm**	******	******	****	
Magnesium					
Calcium					
Sodium					
Org.Matter	**3.4 %**	******	*******	*	
Carbonate(CCE)					
Sol. Salts	**0-6" 0.15 mmho/cm** **6-24" 0.1 mmho/cm**	*** **			

1st Crop Choice			2nd Crop Choice			3rd Crop Choice		
YIELD GOAL			YIELD GOAL			YIELD GOAL		
SUGGESTED GUIDELINES			SUGGESTED GUIDELINES			SUGGESTED GUIDELINES		
LB/ACRE		APPLICATION	LB/ACRE		APPLICATION	LB/ACRE		APPLICATION
N			N			N		
P_2O_5			P_2O_5			P_2O_5		
K_2O			K_2O			K_2O		
Cl			Cl			Cl		
S			S			S		
B			B			B		
Zn			Zn			Zn		
Fe			Fe			Fe		
Mn			Mn			Mn		
Cu			Cu			Cu		
Mg			Mg			Mg		
Lime			Lime			Lime		

Soil pH	Buffer pH	Cation Exchange Capacity	% Base Saturation (Typical Range)				
			% Ca	% Mg	% K	% Na	% H
0-6" **6.7** 6-24" **6.9**							

Soil Analysis by Agvise Laboratories
(http://www.agvise.com)
Northwood: (701) 587-6010
Benson: (320) 843-4109

SOIL TEST REPORT

FIELD ID	**18 - Justin's**
SAMPLE ID	**GgBb**
FIELD NAME	**Justin's**
COUNTY	**North Norfolk**
TWP	**10** RANGE **10**
SECTION	**20** QTR **SE** ACRES **0**
PREV. CROP	**Corn-Silage**

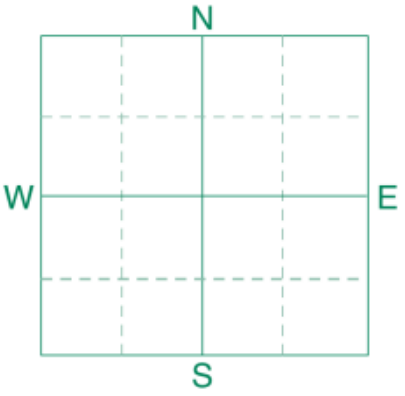

SUBMITTED FOR:
Rocking U Feeders

SUBMITTED BY: **DE4293**
DELTA AG SERVICES
38165 B HWY 1 WEST
PORTAGE LA PRAIRIE, MB R1N 4A8

REF # **5279393** BOX # **2368**
LAB # **NW166388**

Date Sampled | Date Received **10/08/2024** | Date Reported **10/11/2024**

Nutrient In The Soil			Interpretation			
			VLow	Low	Med	High
Nitrate	0-6"	17 lb/acre				
	6-24"	18 lb/acre	**********			
	0-24''	35 lb/acre				
Phosphorus	Olsen	55 ppm	**********	**********	**********	**********
Potassium		345 ppm	**********	**********	**********	**********
Chloride	0-24''	4 lb/acre	*			
Sulfur	0-6"	18 lb/acre	**********	**********	*	
	6-24"	36 lb/acre	**********	**********	**********	**
Boron						
Zinc		5.32 ppm	**********	**********	**********	**********
Iron						
Manganese						
Copper		0.55 ppm	**********	**********	*	
Magnesium						
Calcium						
Sodium		6 ppm	*			
Org.Matter		2.4 %	**********	***		
Carbonate(CCE)		0.3 %	**			
Sol. Salts	0-6"	0.15 mmho/cm	***			
	6-24"	0.12 mmho/cm	***			

1st Crop Choice			2nd Crop Choice			3rd Crop Choice		
YIELD GOAL			YIELD GOAL			YIELD GOAL		
SUGGESTED GUIDELINES			SUGGESTED GUIDELINES			SUGGESTED GUIDELINES		
LB/ACRE		APPLICATION	LB/ACRE		APPLICATION	LB/ACRE		APPLICATION
N			N			N		
P_2O_5			P_2O_5			P_2O_5		
K_2O			K_2O			K_2O		
Cl			Cl			Cl		
S			S			S		
B			B			B		
Zn			Zn			Zn		
Fe			Fe			Fe		
Mn			Mn			Mn		
Cu			Cu			Cu		
Mg			Mg			Mg		
Lime			Lime			Lime		

Soil pH	Buffer pH	Cation Exchange Capacity	% Base Saturation (Typical Range)				
			% Ca	% Mg	% K	% Na	% H
0-6" **7.1** 6-24" **7.5**							

Soil Analysis by Agvise Laboratories
(http://www.agvise.com)
Northwood: (701) 587-6010
Benson: (320) 843-4109

SOIL TEST REPORT

FIELD ID	**20 - Feedlot; U1**
SAMPLE ID	**GgB1**
FIELD NAME	
COUNTY	**North Norfolk**
TWP	**10** RANGE **10**
SECTION	**17** QTR **NE** ACRES **0**
PREV. CROP	**Barley-Feed**

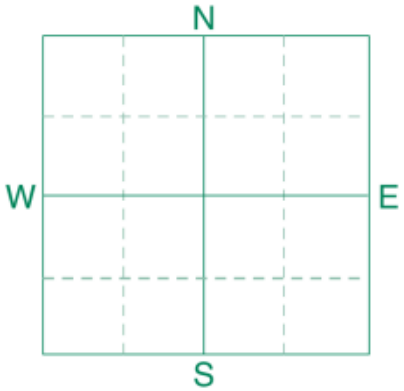

SUBMITTED FOR:
Rocking U Feeders

SUBMITTED BY: **DE4293**
DELTA AG SERVICES
38165 B HWY 1 WEST
PORTAGE LA PRAIRIE, MB R1N 4A8

REF # **4159040** BOX # **10184**
LAB # **NW133949**

Date Sampled | Date Received **09/28/2023** | Date Reported **09/29/2023**

Nutrient In The Soil		Interpretation (VLow / Low / Med / High)
Nitrate 0-6"	24 lb/acre	****** ****** ***
Nitrate 6-24"	15 lb/acre	
Nitrate 0-24''	39 lb/acre	
Phosphorus (Olsen)	59 ppm	****** ****** ****** ******
Potassium	177 ppm	****** ****** ****** ***
Chloride 0-24''	16 lb/acre	******
Sulfur 0-6"	40 lb/acre	****** ****** ****** ****
Sulfur 6-24"	30 lb/acre	****** ****** ******
Boron		
Zinc	7.35 ppm	****** ****** ****** ******
Iron		
Manganese		
Copper	1.07 ppm	****** ****** ******
Magnesium		
Calcium		
Sodium	22 ppm	***
Org.Matter	2.6 %	****** ****
Carbonate(CCE)		
Sol. Salts 0-6"	0.15 mmho/cm	***
Sol. Salts 6-24"	0.07 mmho/cm	**

	1st Crop Choice		2nd Crop Choice		3rd Crop Choice	
YIELD GOAL						
SUGGESTED GUIDELINES						
	LB/ACRE	APPLICATION	LB/ACRE	APPLICATION	LB/ACRE	APPLICATION
N						
P_2O_5						
K_2O						
Cl						
S						
B						
Zn						
Fe						
Mn						
Cu						
Mg						
Lime						

Soil pH	Buffer pH	Cation Exchange Capacity	% Base Saturation (Typical Range)				
			% Ca	% Mg	% K	% Na	% H
0-6" **6.4** 6-24" **6.2**							

Soil Analysis by Agvise Laboratories
(http://www.agvise.com)
Northwood: (701) 587-6010
Benson: (320) 843-4109

SOIL TEST REPORT

FIELD ID	**21 - Ians Strips**
SAMPLE ID	**GgB1**
FIELD NAME	**Ians SE 18-10-10**
COUNTY	**North Norfolk**
TWP	**10** RANGE **10**
SECTION	**18** QTR **SE** ACRES **155**
PREV. CROP	**Corn-Silage**

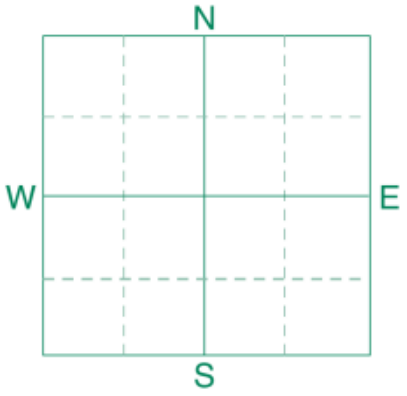

SUBMITTED FOR:
Rocking U Feeders

SUBMITTED BY: **DE4293**
DELTA AG SERVICES
38165 B HWY 1 WEST
PORTAGE LA PRAIRIE, MB R1N 4A8

REF # **5279391** BOX # **2369**
LAB # **NW166386**

Date Sampled | Date Received **10/08/2024** | Date Reported **10/11/2024**

Nutrient In The Soil		Interpretation VLow	Low	Med	High
Nitrate	0-6" **13 lb/acre** 6-24" **12 lb/acre** 0-24'' **25 lb/acre**	**********			
Phosphorus	Olsen **50 ppm**	******	******	******	******
Potassium	**283 ppm**	******	******	******	******
Chloride	0-24'' **4 lb/acre**	*			
Sulfur	0-6" **16 lb/acre** 6-24" **24 lb/acre**	**********	**********	**********	
Boron					
Zinc	**4.16 ppm**	******	******	******	******
Iron					
Manganese					
Copper	**0.52 ppm**	******	******		
Magnesium					
Calcium					
Sodium	**10 ppm**	*			
Org.Matter	**2.9 %**	******	******		
Carbonate(CCE)	**0.5 %**	***			
Sol. Salts	0-6" **0.1 mmho/cm** 6-24" **0.07 mmho/cm**	** **			

1st Crop Choice			2nd Crop Choice			3rd Crop Choice		
YIELD GOAL			YIELD GOAL			YIELD GOAL		
SUGGESTED GUIDELINES			SUGGESTED GUIDELINES			SUGGESTED GUIDELINES		
	LB/ACRE	APPLICATION		LB/ACRE	APPLICATION		LB/ACRE	APPLICATION
N			N			N		
P_2O_5			P_2O_5			P_2O_5		
K_2O			K_2O			K_2O		
Cl			Cl			Cl		
S			S			S		
B			B			B		
Zn			Zn			Zn		
Fe			Fe			Fe		
Mn			Mn			Mn		
Cu			Cu			Cu		
Mg			Mg			Mg		
Lime			Lime			Lime		

Soil pH	Buffer pH	Cation Exchange Capacity	% Base Saturation (Typical Range)				
			% Ca	% Mg	% K	% Na	% H
0-6" **6.3** 6-24" **6.4**							

Soil Analysis by Agvise Laboratories
(http://www.agvise.com)
Northwood: (701) 587-6010
Benson: (320) 843-4109

SOIL TEST REPORT

FIELD ID	**22 - Turners SW**
SAMPLE ID	**E - GgB1**
FIELD NAME	**T12**
COUNTY	**North Norfolk**
TWP	**10** RANGE **10**
SECTION	**17** QTR **SW** ACRES **75.5**
PREV. CROP	**Corn-Silage**

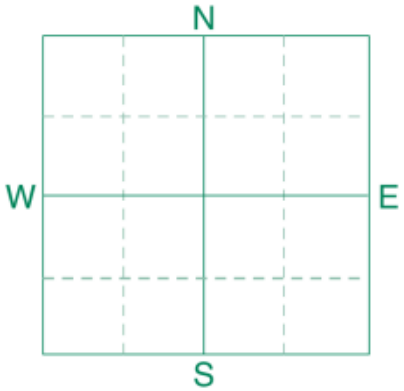

SUBMITTED FOR:
Rocking U Feeders

SUBMITTED BY: **DE4293**
DELTA AG SERVICES
38165 B HWY 1 WEST
PORTAGE LA PRAIRIE, MB R1N 4A8

REF # **4200986** BOX # **4968**
LAB # **NW117537**

Date Sampled | Date Received **09/21/2023** | Date Reported **09/22/2023**

Nutrient In The Soil		Interpretation VLow	Low	Med	High
Nitrate 0-6"	5 lb/acre	****			
Nitrate 6-24"	6 lb/acre				
Nitrate 0-24''	11 lb/acre				
Phosphorus Olsen	55 ppm	******	******	******	******
Potassium	230 ppm	******	******	******	******
Chloride 0-24''	16 lb/acre	******			
Sulfur 0-6"	38 lb/acre	******	******	******	***
Sulfur 6-24"	48 lb/acre	******	******	******	******
Boron					
Zinc	7.13 ppm	******	******	******	******
Iron					
Manganese					
Copper	0.98 ppm	******	******	******	
Magnesium					
Calcium					
Sodium	19 ppm	***			
Org.Matter	3.2 %	******	******		
Carbonate(CCE)					
Sol. Salts 0-6"	0.21 mmho/cm	*****			
Sol. Salts 6-24"	0.22 mmho/cm	*****			

1st Crop Choice			2nd Crop Choice			3rd Crop Choice		
YIELD GOAL			YIELD GOAL			YIELD GOAL		
SUGGESTED GUIDELINES			SUGGESTED GUIDELINES			SUGGESTED GUIDELINES		
	LB/ACRE	APPLICATION		LB/ACRE	APPLICATION		LB/ACRE	APPLICATION
N			N			N		
P_2O_5			P_2O_5			P_2O_5		
K_2O			K_2O			K_2O		
Cl			Cl			Cl		
S			S			S		
B			B			B		
Zn			Zn			Zn		
Fe			Fe			Fe		
Mn			Mn			Mn		
Cu			Cu			Cu		
Mg			Mg			Mg		
Lime			Lime			Lime		

Soil pH	Buffer pH	Cation Exchange Capacity	% Base Saturation (Typical Range) % Ca	% Mg	% K	% Na	% H
0-6" **6.7** 6-24" **6.9**							

Soil Analysis by Agvise Laboratories
(http://www.agvise.com)
Northwood: (701) 587-6010
Benson: (320) 843-4109

SOIL TEST REPORT

FIELD ID	**23 - Turners SE**
SAMPLE ID	**GgB1**
FIELD NAME	**T14**
COUNTY	**North Norfolk**
TWP	**10** RANGE **10**
SECTION	**17** QTR **SE** ACRES **0**
PREV. CROP	**Corn-Silage**

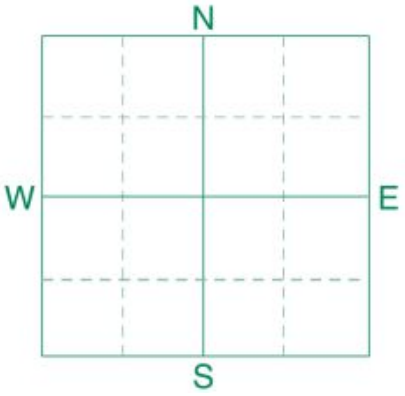

SUBMITTED FOR:
Rocking U Feeders

SUBMITTED BY: **DE4293**
DELTA AG SERVICES
38165 B HWY 1 WEST
PORTAGE LA PRAIRIE, MB R1N 4A8

REF # **5279425** BOX # **2507**
LAB # **NW166392**

Date Sampled | Date Received **10/08/2024** | Date Reported **10/11/2024**

Nutrient In The Soil		Interpretation			
		VLow	Low	Med	High
Nitrate	0-6" **21 lb/acre** 6-24" **9 lb/acre** 0-24" **30 lb/acre**	******	******		
Phosphorus	**Olsen** **53 ppm**	******	******	******	******
Potassium	**281 ppm**	******	******	******	******
Chloride	0-24" **8 lb/acre**	***			
Sulfur	0-6" **16 lb/acre** 6-24" **36 lb/acre**	****** ******	****** ******	 *******	 **
Boron					
Zinc	**8.10 ppm**	******	******	******	******
Iron					
Manganese					
Copper	**0.91 ppm**	******	******	******	
Magnesium					
Calcium					
Sodium	**16 ppm**	**			
Org.Matter	**3.1 %**	******	******		
Carbonate(CCE)	**0.5 %**	***			
Sol. Salts	0-6" **0.2 mmho/cm** 6-24" **0.12 mmho/cm**	***** ***			

1st Crop Choice			2nd Crop Choice			3rd Crop Choice		
YIELD GOAL			YIELD GOAL			YIELD GOAL		
SUGGESTED GUIDELINES			SUGGESTED GUIDELINES			SUGGESTED GUIDELINES		
LB/ACRE		APPLICATION	LB/ACRE		APPLICATION	LB/ACRE		APPLICATION
N			N			N		
P_2O_5			P_2O_5			P_2O_5		
K_2O			K_2O			K_2O		
Cl			Cl			Cl		
S			S			S		
B			B			B		
Zn			Zn			Zn		
Fe			Fe			Fe		
Mn			Mn			Mn		
Cu			Cu			Cu		
Mg			Mg			Mg		
Lime			Lime			Lime		

Soil pH	Buffer pH	Cation Exchange Capacity	% Base Saturation (Typical Range)				
			% Ca	% Mg	% K	% Na	% H
0-6" **6.8** 6-24" **6.7**							

Soil Analysis by Agvise Laboratories
(http://www.agvise.com)
Northwood: (701) 587-6010
Benson: (320) 843-4109

SOIL TEST REPORT

FIELD ID	**24 - Roger's NE**
SAMPLE ID	**N - GgB1**
FIELD NAME	**RL2**
COUNTY	**North Norfolk**
TWP	**10** RANGE **10**
SECTION	**7** QTR **NE** ACRES **125**
PREV. CROP	**Corn-Silage**

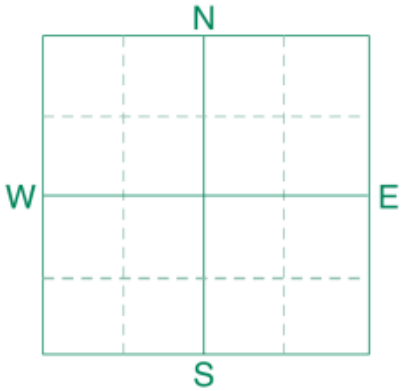

SUBMITTED FOR:
Rocking U Feeders

SUBMITTED BY: **DE4293**
DELTA AG SERVICES
38165 B HWY 1 WEST
PORTAGE LA PRAIRIE, MB R1N 4A8

REF # **4200989** BOX # **4202**
LAB # **NW107447**

Date Sampled | Date Received **09/19/2023** | Date Reported **09/20/2023**

Nutrient In The Soil		Interpretation (VLow / Low / Med / High)
Nitrate 0-6"	22 lb/acre	******
Nitrate 6-24"	12 lb/acre	******
Nitrate 0-24''	34 lb/acre	
Phosphorus (Olsen)	54 ppm	******
Potassium	439 ppm	******
Chloride 0-24''	84 lb/acre	******
Sulfur 0-6"	48 lb/acre	******
Sulfur 6-24"	36 lb/acre	******
Boron		
Zinc	5.47 ppm	******
Iron		
Manganese		
Copper	0.6 ppm	******
Magnesium		
Calcium		
Sodium	44 ppm	******
Org.Matter	3.3 %	******
Carbonate(CCE)		
Sol. Salts 0-6"	0.2 mmho/cm	*****
Sol. Salts 6-24"	0.11 mmho/cm	**

	1st Crop Choice		2nd Crop Choice		3rd Crop Choice	
YIELD GOAL						
SUGGESTED GUIDELINES						
	LB/ACRE	APPLICATION	LB/ACRE	APPLICATION	LB/ACRE	APPLICATION
N						
P_2O_5						
K_2O						
Cl						
S						
B						
Zn						
Fe						
Mn						
Cu						
Mg						
Lime						

Soil pH	Buffer pH	Cation Exchange Capacity	% Base Saturation (Typical Range)				
			% Ca	% Mg	% K	% Na	% H
0-6" **6.4** 6-24" **6.5**							

Soil Analysis by Agvise Laboratories
(http://www.agvise.com)
Northwood: (701) 587-6010
Benson: (320) 843-4109

SOIL TEST REPORT

FIELD ID	**26 - Steves Home**
SAMPLE ID	**GgB1**
FIELD NAME	**Steves HQ**
COUNTY	**North Norfolk**
TWP	**10** RANGE **10**
SECTION	**8** QTR **NE** ACRES **103**
PREV. CROP	**Barley**

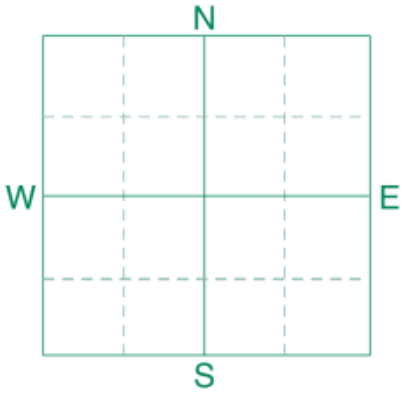

SUBMITTED FOR:
Rocking U Feeders

SUBMITTED BY: **DE4293**
DELTA AG SERVICES
38165 B HWY 1 WEST
PORTAGE LA PRAIRIE, MB R1N 4A8

REF # **5149223** BOX # **1097**
LAB # **NW52762**

Date Sampled | Date Received **08/06/2024** | Date Reported **08/07/2024**

Nutrient In The Soil			Interpretation			
			VLow	Low	Med	High
Nitrate	0-6"	5 lb/acre	***			
	6-24"	3 lb/acre				
	0-24''	8 lb/acre				
Phosphorus	Olsen	35 ppm	******	******	******	******
Potassium		396 ppm	******	******	******	******
Chloride	0-24''	24 lb/acre	********	***		
Sulfur	0-6"	12 lb/acre	********	****		
	6-24"	30 lb/acre	******	******	******	
Boron						
Zinc		4.41 ppm	******	******	******	******
Iron						
Manganese						
Copper		0.47 ppm	*******	*****		
Magnesium						
Calcium						
Sodium		9 ppm	*			
Org.Matter		3.9 %	******	******	***	
Carbonate(CCE)						
Sol. Salts	0-6"	0.14 mmho/cm	***			
	6-24"	0.15 mmho/cm	***			

1st Crop Choice			2nd Crop Choice			3rd Crop Choice		
YIELD GOAL			YIELD GOAL			YIELD GOAL		
SUGGESTED GUIDELINES			SUGGESTED GUIDELINES			SUGGESTED GUIDELINES		
LB/ACRE		APPLICATION	LB/ACRE		APPLICATION	LB/ACRE		APPLICATION
N			N			N		
P_2O_5			P_2O_5			P_2O_5		
K_2O			K_2O			K_2O		
Cl			Cl			Cl		
S			S			S		
B			B			B		
Zn			Zn			Zn		
Fe			Fe			Fe		
Mn			Mn			Mn		
Cu			Cu			Cu		
Mg			Mg			Mg		
Lime			Lime			Lime		

Soil pH	Buffer pH	Cation Exchange Capacity	% Base Saturation (Typical Range)				
			% Ca	% Mg	% K	% Na	% H
0-6" **7.1** 6-24" **7.4**							

Soil Analysis by Agvise Laboratories
(http://www.agvise.com)
Northwood: (701) 587-6010
Benson: (320) 843-4109

SOIL TEST REPORT

FIELD ID	**27 - Roger's SE**
SAMPLE ID	**GgB1**
FIELD NAME	**RL3**
COUNTY	**North Norfolk**
TWP	**10** RANGE **10**
SECTION	**7** QTR **SE** ACRES **135**
PREV. CROP	**Corn-Silage**

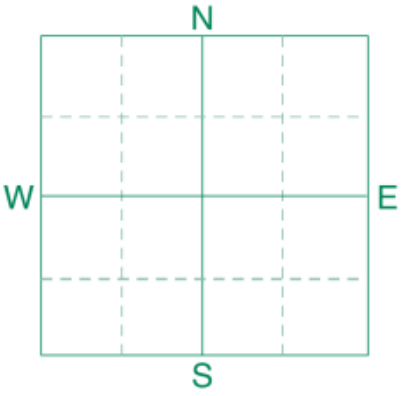

SUBMITTED FOR:
Rocking U Feeders

SUBMITTED BY: **DE4293**
DELTA AG SERVICES
38165 B HWY 1 WEST
PORTAGE LA PRAIRIE, MB R1N 4A8

REF # **5279404** BOX # **5250**
LAB # **NW196733**

Date Sampled | Date Received **10/15/2024** | Date Reported **10/22/2024**

Nutrient In The Soil			Interpretation			
			VLow	Low	Med	High
Nitrate	0-6"	14 lb/acre				
	6-24"	6 lb/acre	********	**		
	0-24''	20 lb/acre				
Phosphorus	Olsen	40 ppm	******	******	******	******
Potassium		451 ppm	******	******	******	******
Chloride	0-24''	4 lb/acre	*			
Sulfur	0-6"	16 lb/acre	******	******		
	6-24"	48 lb/acre	******	******	******	******
Boron						
Zinc		3.33 ppm	******	******	******	******
Iron						
Manganese						
Copper		0.39 ppm	********	***		
Magnesium						
Calcium						
Sodium		26 ppm	****			
Org.Matter		3.2 %	******	******		
Carbonate(CCE)		0.1 %	*			
Sol. Salts	0-6"	0.2 mmho/cm	*****			
	6-24"	0.11 mmho/cm	**			

1st Crop Choice			2nd Crop Choice			3rd Crop Choice		
YIELD GOAL			YIELD GOAL			YIELD GOAL		
SUGGESTED GUIDELINES			SUGGESTED GUIDELINES			SUGGESTED GUIDELINES		
LB/ACRE		APPLICATION	LB/ACRE		APPLICATION	LB/ACRE		APPLICATION
N			N			N		
P_2O_5			P_2O_5			P_2O_5		
K_2O			K_2O			K_2O		
Cl			Cl			Cl		
S			S			S		
B			B			B		
Zn			Zn			Zn		
Fe			Fe			Fe		
Mn			Mn			Mn		
Cu			Cu			Cu		
Mg			Mg			Mg		
Lime			Lime			Lime		

Soil pH	Buffer pH	Cation Exchange Capacity	% Base Saturation (Typical Range)				
			% Ca	% Mg	% K	% Na	% H
0-6" **6.6** 6-24" **6.9**							

Soil Analysis by Agvise Laboratories
(http://www.agvise.com)
Northwood: (701) 587-6010
Benson: (320) 843-4109

SOIL TEST REPORT

FIELD ID	**28 - Trifonate**
SAMPLE ID	**GgB1**
FIELD NAME	**Trifonate**
COUNTY	**North Norfolk**
TWP	**10** RANGE **10**
SECTION	**8** QTR **w-SW** ACRES **0**
PREV. CROP	**Corn-Silage**

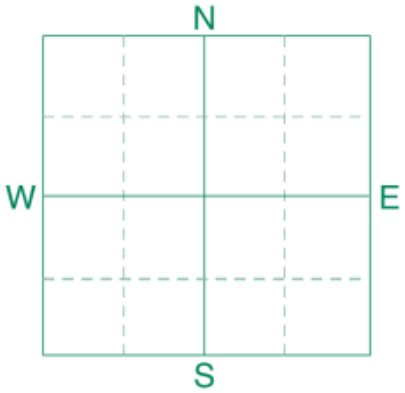

SUBMITTED FOR:
Rocking U Feeders

SUBMITTED BY: **DE4293**
DELTA AG SERVICES
38165 B HWY 1 WEST
PORTAGE LA PRAIRIE, MB R1N 4A8

REF # **5279398** BOX # **5218**
LAB # **NW196732**

Date Sampled | Date Received **10/15/2024** | Date Reported **10/21/2024**

Nutrient In The Soil			Interpretation			
			VLow	Low	Med	High
Nitrate	0-6"	13 lb/acre				
	6-24"	9 lb/acre	*********			
	0-24''	22 lb/acre				
Phosphorus	Olsen	31 ppm	*******	*******	*******	*******
Potassium		199 ppm	*******	*******	*******	*******
Chloride	0-24''	8 lb/acre	***			
Sulfur	0-6"	42 lb/acre	*******	*******	*******	******
	6-24"	18 lb/acre	*******	*******	*	
Boron						
Zinc		4.47 ppm	*******	*******	*******	*******
Iron						
Manganese						
Copper		0.38 ppm	********	**		
Magnesium						
Calcium						
Sodium		14 ppm	**			
Org.Matter		4.1 %	*******	*******	*****	
Carbonate(CCE)		0.1 %	*			
Sol. Salts	0-6"	0.23 mmho/cm	*******			
	6-24"	0.13 mmho/cm	***			

1st Crop Choice			2nd Crop Choice			3rd Crop Choice		
YIELD GOAL			YIELD GOAL			YIELD GOAL		
SUGGESTED GUIDELINES			SUGGESTED GUIDELINES			SUGGESTED GUIDELINES		
LB/ACRE		APPLICATION	LB/ACRE		APPLICATION	LB/ACRE		APPLICATION
N			N			N		
P_2O_5			P_2O_5			P_2O_5		
K_2O			K_2O			K_2O		
Cl			Cl			Cl		
S			S			S		
B			B			B		
Zn			Zn			Zn		
Fe			Fe			Fe		
Mn			Mn			Mn		
Cu			Cu			Cu		
Mg			Mg			Mg		
Lime			Lime			Lime		

Soil pH	Buffer pH	Cation Exchange Capacity	% Base Saturation (Typical Range)				
			% Ca	% Mg	% K	% Na	% H
0-6" **7.1** 6-24" **7.0**							

Soil Analysis by Agvise Laboratories
(http://www.agvise.com)
Northwood: (701) 587-6010
Benson: (320) 843-4109

SOIL TEST REPORT

FIELD ID	**29 - McCaskal**
SAMPLE ID	**N - GgB1**
FIELD NAME	
COUNTY	**North Norfolk**
TWP	**10** RANGE **11**
SECTION	**12** QTR **NE** ACRES **0**
PREV. CROP	**Wheat-Spring**

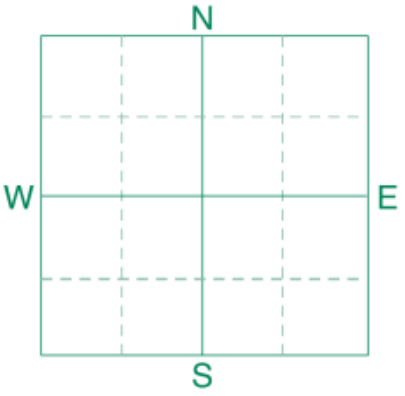

SUBMITTED FOR:
Rocking U Feeders

SUBMITTED BY: **DE4293**
DELTA AG SERVICES
38165 B HWY 1 WEST
PORTAGE LA PRAIRIE, MB R1N 4A8

REF # **5202070** BOX # **5635**
LAB # **NW106456**

Date Sampled | Date Received **09/21/2024** | Date Reported **09/23/2024**

Nutrient In The Soil		Interpretation			
		VLow	Low	Med	High
Nitrate	0-6" **28 lb/acre** 6-24" **9 lb/acre** 0-24'' **37 lb/acre**	*******	*******	***	
Phosphorus	**Olsen** **39 ppm**	*******	*******	*******	*******
Potassium	**376 ppm**	*******	*******	*******	*******
Chloride	0-24'' **32 lb/acre**	*******	*******	*	
Sulfur	0-6" **16 lb/acre** 6-24" **36 lb/acre**	*******	*******	 ********	 **
Boron					
Zinc	**3.85 ppm**	*******	*******	*******	*******
Iron					
Manganese					
Copper	**0.59 ppm**	*******	*******	**	
Magnesium					
Calcium					
Sodium	**22 ppm**	***			
Org.Matter	**4.8 %**	*******	*******	*******	*
Carbonate(CCE)					
Sol. Salts	0-6" **0.35 mmho/cm** 6-24" **0.34 mmho/cm**	****** ******	** **		

1st Crop Choice			2nd Crop Choice			3rd Crop Choice		
YIELD GOAL			YIELD GOAL			YIELD GOAL		
SUGGESTED GUIDELINES			SUGGESTED GUIDELINES			SUGGESTED GUIDELINES		
LB/ACRE		APPLICATION	LB/ACRE		APPLICATION	LB/ACRE		APPLICATION
N			N			N		
P_2O_5			P_2O_5			P_2O_5		
K_2O			K_2O			K_2O		
Cl			Cl			Cl		
S			S			S		
B			B			B		
Zn			Zn			Zn		
Fe			Fe			Fe		
Mn			Mn			Mn		
Cu			Cu			Cu		
Mg			Mg			Mg		
Lime			Lime			Lime		

Soil pH	Buffer pH	Cation Exchange Capacity	% Base Saturation (Typical Range)				
			% Ca	% Mg	% K	% Na	% H
0-6" **6.9** 6-24" **7.4**							

Soil Analysis by Agvise Laboratories
(http://www.agvise.com)
Northwood: (701) 587-6010
Benson: (320) 843-4109

SOIL TEST REPORT

FIELD ID	**29 - McCaskal**
SAMPLE ID	**S - GgB1**
FIELD NAME	
COUNTY	**North Norfolk**
TWP	**10** RANGE **11**
SECTION	**12** QTR **EH** ACRES **0**
PREV. CROP	**Corn-Silage**

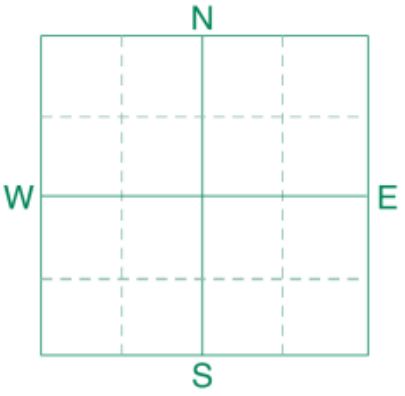

SUBMITTED FOR:
Rocking U Feeders

SUBMITTED BY: **DE4293**
DELTA AG SERVICES
38165 B HWY 1 WEST
PORTAGE LA PRAIRIE, MB R1N 4A8

REF # **5279433** BOX # **5280**
LAB # **NW196734**

Date Sampled | Date Received **10/15/2024** | Date Reported **10/21/2024**

Nutrient In The Soil			Interpretation			
			VLow	Low	Med	High
Nitrate	0-6"	18 lb/acre				
	6-24"	6 lb/acre	*********			
	0-24''	24 lb/acre				
Phosphorus	Olsen	43 ppm	*******	*******	*******	*******
Potassium		418 ppm	*******	*******	*******	*******
Chloride	0-24''	20 lb/acre	********			
Sulfur	0-6"	18 lb/acre	*********			
	6-24"	42 lb/acre	*******	*******	*******	******
Boron						
Zinc		3.93 ppm	*******	*******	*******	*******
Iron						
Manganese						
Copper		0.52 ppm	*******	*******		
Magnesium						
Calcium						
Sodium		31 ppm	*****			
Org.Matter		3.7 %	*******	*******	***	
Carbonate(CCE)		0.0 %				
Sol. Salts	0-6"	0.19 mmho/cm	****			
	6-24"	0.19 mmho/cm	****			

1st Crop Choice			2nd Crop Choice			3rd Crop Choice		
YIELD GOAL			YIELD GOAL			YIELD GOAL		
SUGGESTED GUIDELINES			SUGGESTED GUIDELINES			SUGGESTED GUIDELINES		
LB/ACRE		APPLICATION	LB/ACRE		APPLICATION	LB/ACRE		APPLICATION
N			N			N		
P_2O_5			P_2O_5			P_2O_5		
K_2O			K_2O			K_2O		
Cl			Cl			Cl		
S			S			S		
B			B			B		
Zn			Zn			Zn		
Fe			Fe			Fe		
Mn			Mn			Mn		
Cu			Cu			Cu		
Mg			Mg			Mg		
Lime			Lime			Lime		

Soil pH	Buffer pH	Cation Exchange Capacity	% Base Saturation (Typical Range)				
			% Ca	% Mg	% K	% Na	% H
0-6" **6.6** 6-24" **7.4**							

Soil Analysis by Agvise Laboratories
(http://www.agvise.com)
Northwood: (701) 587-6010
Benson: (320) 843-4109

SOIL TEST REPORT

FIELD ID	**31 - MacDonald North**
SAMPLE ID	**GgBb**
FIELD NAME	**MacDonald North**
COUNTY	**North Norfolk**
TWP	**10** RANGE **10**
SECTION	**26** QTR **SW** ACRES **155**
PREV. CROP	**Wheat-Spring**

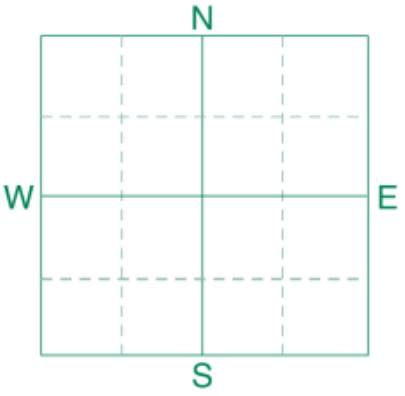

SUBMITTED FOR:
Rocking U Feeders

SUBMITTED BY: **DE4293**
DELTA AG SERVICES
38165 B HWY 1 WEST
PORTAGE LA PRAIRIE, MB R1N 4A8

REF # **5202082** BOX # **2568**
LAB # **NW166339**

Date Sampled | Date Received **10/08/2024** | Date Reported **10/11/2024**

Nutrient In The Soil			Interpretation			
			VLow	Low	Med	High
Nitrate	0-6"	32 lb/acre	******	******	******	******
	6-24"	30 lb/acre				
	0-24''	62 lb/acre				
Phosphorus	Olsen	23 ppm	******	******	******	******
Potassium		109 ppm	******	******	*	
Chloride	0-24''	168 lb/acre	******	******	******	******
Sulfur	0-6"	120 +lb/acre	******	******	******	******
	6-24"	360 +lb/acre	******	******	******	******
Boron						
Zinc		2.12 ppm	******	******	******	******
Iron						
Manganese						
Copper		0.24 ppm	*****			
Magnesium						
Calcium						
Sodium		50 ppm	*******	*		
Org.Matter		5.4 %	******	******	*******	***
Carbonate(CCE)						
Sol. Salts	0-6"	0.67 mmho/cm	******	******	****	
	6-24"	0.51 mmho/cm	******	******		

1st Crop Choice			2nd Crop Choice			3rd Crop Choice		
YIELD GOAL			YIELD GOAL			YIELD GOAL		
SUGGESTED GUIDELINES			SUGGESTED GUIDELINES			SUGGESTED GUIDELINES		
	LB/ACRE	APPLICATION		LB/ACRE	APPLICATION		LB/ACRE	APPLICATION
N			N			N		
P_2O_5			P_2O_5			P_2O_5		
K_2O			K_2O			K_2O		
Cl			Cl			Cl		
S			S			S		
B			B			B		
Zn			Zn			Zn		
Fe			Fe			Fe		
Mn			Mn			Mn		
Cu			Cu			Cu		
Mg			Mg			Mg		
Lime			Lime			Lime		

Soil pH	Buffer pH	Cation Exchange Capacity	% Base Saturation (Typical Range)				
			% Ca	% Mg	% K	% Na	% H
0-6" **8.2** 6-24" **8.3**							

Soil Analysis by Agvise Laboratories
(http://www.agvise.com)
Northwood: (701) 587-6010
Benson: (320) 843-4109

SOIL TEST REPORT

FIELD ID	**32 - MacDonald South**
SAMPLE ID	**Barley - GgB1**
FIELD NAME	**MacDonald South**
COUNTY	**North Norfolk**
TWP	**10** RANGE **10**
SECTION	**23** QTR **NW** ACRES **160**
PREV. CROP	**Barley**

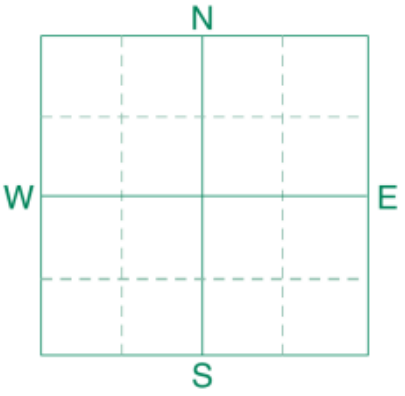

SUBMITTED FOR:
Rocking U Feeders

SUBMITTED BY: **DE4293**
DELTA AG SERVICES
38165 B HWY 1 WEST
PORTAGE LA PRAIRIE, MB R1N 4A8

REF # **5202072** BOX # **3151**
LAB # **NW76715**

Date Sampled | Date Received **09/07/2024** | Date Reported **09/09/2024**

Nutrient In The Soil		Interpretation			
		VLow	Low	Med	High
Nitrate	0-6" **34 lb/acre** 6-24" **36 lb/acre** 0-24" **70 lb/acre**	******	******	******	******
Phosphorus	**Olsen** **10 ppm**	******	******	****	
Potassium	**46 ppm**	******			
Chloride	0-24" **20 lb/acre**	********	**		
Sulfur	0-6" **52 lb/acre** 6-24" **150 lb/acre**	****** ******	****** ******	****** ******	****** ******
Boron					
Zinc	**1.03 ppm**	******	******	******	
Iron					
Manganese					
Copper	**0.2 ppm**	****			
Magnesium					
Calcium					
Sodium	**27 ppm**	****			
Org.Matter	**4.5 %**	******	******	******	
Carbonate(CCE)					
Sol. Salts	0-6" **0.35 mmho/cm** 6-24" **0.26 mmho/cm**	******** ******	**		

1st Crop Choice			2nd Crop Choice			3rd Crop Choice		
YIELD GOAL			YIELD GOAL			YIELD GOAL		
SUGGESTED GUIDELINES			SUGGESTED GUIDELINES			SUGGESTED GUIDELINES		
LB/ACRE		APPLICATION	LB/ACRE		APPLICATION	LB/ACRE		APPLICATION
N			N			N		
P_2O_5			P_2O_5			P_2O_5		
K_2O			K_2O			K_2O		
Cl			Cl			Cl		
S			S			S		
B			B			B		
Zn			Zn			Zn		
Fe			Fe			Fe		
Mn			Mn			Mn		
Cu			Cu			Cu		
Mg			Mg			Mg		
Lime			Lime			Lime		

Soil pH	Buffer pH	Cation Exchange Capacity	% Base Saturation (Typical Range)				
			% Ca	% Mg	% K	% Na	% H
0-6" **8.2** 6-24" **8.5**							

Soil Analysis by Agvise Laboratories
(http://www.agvise.com)
Northwood: (701) 587-6010
Benson: (320) 843-4109

SOIL TEST REPORT

FIELD ID	**33 - MacDonald East**
SAMPLE ID	**GgB1**
FIELD NAME	**MacDonald East**
COUNTY	**North Norfolk**
TWP	**10** RANGE **10**
SECTION	**23** QTR **NE** ACRES **0**
PREV. CROP	**Barley**

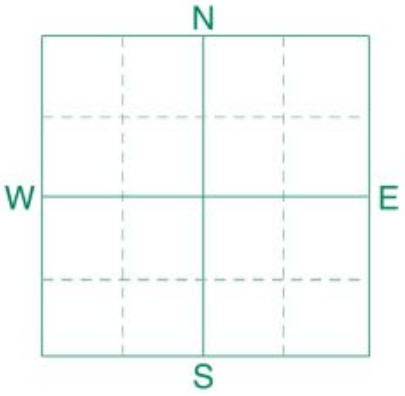

SUBMITTED FOR:
Rocking U Feeders

SUBMITTED BY: **DE4293**
DELTA AG SERVICES
38165 B HWY 1 WEST
PORTAGE LA PRAIRIE, MB R1N 4A8

REF # **5249779** BOX # **2507**
LAB # **NW166374**

Date Sampled | Date Received **10/08/2024** | Date Reported **10/11/2024**

Nutrient In The Soil		Interpretation			
		VLow	Low	Med	High
Nitrate	0-6" **43 lb/acre** 6-24" **21 lb/acre** 0-24" **64 lb/acre**	******	******	******	******
Phosphorus	**Olsen** **17 ppm**	******	******	******	******
Potassium	**145 ppm**	******	******	*****	
Chloride	0-24" **144 lb/acre**	******	******	******	******
Sulfur	0-6" **120 +lb/acre** 6-24" **306 lb/acre**	****** ******	****** ******	****** ******	****** ******
Boron					
Zinc	**1.54 ppm**	******	******	******	***
Iron					
Manganese					
Copper	**0.24 ppm**	*****			
Magnesium					
Calcium					
Sodium	**49 ppm**	*******			
Org.Matter	**5.2 %**	******	******	******	***
Carbonate(CCE)	**16.1 %**	******	******	******	******
Sol. Salts	0-6" **0.56 mmho/cm** 6-24" **0.28 mmho/cm**	****** *******	*******	*	

1st Crop Choice			2nd Crop Choice			3rd Crop Choice		
YIELD GOAL			YIELD GOAL			YIELD GOAL		
SUGGESTED GUIDELINES			SUGGESTED GUIDELINES			SUGGESTED GUIDELINES		
LB/ACRE		APPLICATION	LB/ACRE		APPLICATION	LB/ACRE		APPLICATION
N			N			N		
P_2O_5			P_2O_5			P_2O_5		
K_2O			K_2O			K_2O		
Cl			Cl			Cl		
S			S			S		
B			B			B		
Zn			Zn			Zn		
Fe			Fe			Fe		
Mn			Mn			Mn		
Cu			Cu			Cu		
Mg			Mg			Mg		
Lime			Lime			Lime		

Soil pH	Buffer pH	Cation Exchange Capacity	% Base Saturation (Typical Range)				
			% Ca	% Mg	% K	% Na	% H
0-6" **8.4** 6-24" **8.6**							

Soil Analysis by Agvise Laboratories
(http://www.agvise.com)
Northwood: (701) 587-6010
Benson: (320) 843-4109

SOIL TEST REPORT

FIELD ID **34 - Bakers**
SAMPLE ID **GgB1**
FIELD NAME **SE 13-10-10**
COUNTY
TWP RANGE
SECTION QTR ACRES **83**
PREV. CROP **Alfalfa**

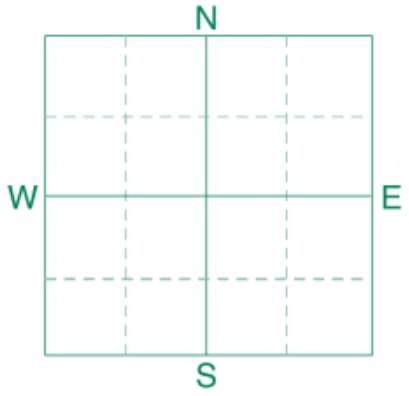

SUBMITTED FOR:
Rocking U Feeders

SUBMITTED BY: **DE4293**
DELTA AG SERVICES
38165 B HWY 1 WEST
PORTAGE LA PRAIRIE, MB R1N 4A8

REF # **5176828** BOX # **1612**
LAB # **NW61502**

Date Sampled Date Received **08/24/2024** Date Reported **08/26/2024**

Nutrient In The Soil			Interpretation			
			VLow	Low	Med	High
Nitrate	0-6"	13 lb/acre				
	6-24"	3 lb/acre	******			
	0-24''	16 lb/acre				
Phosphorus	Olsen	10 ppm	******	******	****	
Potassium		85 ppm	******	****		
Chloride	0-24''	4 lb/acre	*			
Sulfur	0-6"	24 lb/acre	******	******	****	
	6-24"	150 lb/acre	******	******	******	******
Boron						
Zinc						
Iron						
Manganese						
Copper		0.35 ppm	*******			
Magnesium						
Calcium						
Sodium						
Org.Matter		6.4 %	******	******	******	******
Carbonate(CCE)						
Sol. Salts	0-6"	0.32 mmho/cm	********			
	6-24"	0.26 mmho/cm	******			

1st Crop Choice			2nd Crop Choice			3rd Crop Choice		
YIELD GOAL			YIELD GOAL			YIELD GOAL		
SUGGESTED GUIDELINES			SUGGESTED GUIDELINES			SUGGESTED GUIDELINES		
LB/ACRE		APPLICATION	LB/ACRE		APPLICATION	LB/ACRE		APPLICATION
N			N			N		
P_2O_5			P_2O_5			P_2O_5		
K_2O			K_2O			K_2O		
Cl			Cl			Cl		
S			S			S		
B			B			B		
Zn			Zn			Zn		
Fe			Fe			Fe		
Mn			Mn			Mn		
Cu			Cu			Cu		
Mg			Mg			Mg		
Lime			Lime			Lime		

Soil pH	Buffer pH	Cation Exchange Capacity	% Base Saturation (Typical Range)				
			% Ca	% Mg	% K	% Na	% H
0-6" **7.9** 6-24" **8.3**							

Soil Analysis by Agvise Laboratories
(http://www.agvise.com)
Northwood: (701) 587-6010
Benson: (320) 843-4109

SOIL TEST REPORT

FIELD ID	**35 - Sam Swanny**
SAMPLE ID	**GgB1**
FIELD NAME	**Sam Swanny**
COUNTY	**North Norfolk**
TWP	**11** RANGE **10**
SECTION	**5** QTR **SW** ACRES **69.8**
PREV. CROP	**Oats**

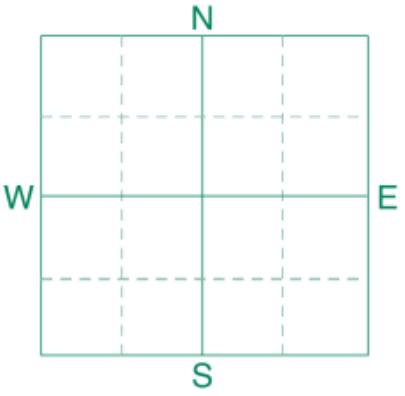

SUBMITTED FOR:
Rocking U Feeders

SUBMITTED BY: **DE4293**
DELTA AG SERVICES
38165 B HWY 1 WEST
PORTAGE LA PRAIRIE, MB R1N 4A8

REF # **5202073** BOX # **11267**
LAB # **NW126945**

Date Sampled | Date Received **09/29/2024** | Date Reported **09/30/2024**

Nutrient In The Soil		Interpretation			
		VLow	Low	Med	High
Nitrate	0-6" **28 lb/acre** 6-24" **27 lb/acre** 0-24'' **55 lb/acre**	******	******	******	****
Phosphorus	**Olsen** **11 ppm**	******	******	******	
Potassium	**102 ppm**	******	******		
Chloride	0-24'' **56 lb/acre**	******	******	******	******
Sulfur	0-6" **48 lb/acre** 6-24" **138 lb/acre**	****** ******	****** ******	****** ******	****** ******
Boron					
Zinc	**1.68 ppm**	******	******	******	****
Iron					
Manganese					
Copper	**0.23 ppm**	*****			
Magnesium					
Calcium					
Sodium	**44 ppm**	******			
Org.Matter	**5.2 %**	******	******	******	***
Carbonate(CCE)					
Sol. Salts	0-6" **0.34 mmho/cm** 6-24" **0.23 mmho/cm**	******** ******	**		

1st Crop Choice			2nd Crop Choice			3rd Crop Choice		
YIELD GOAL			YIELD GOAL			YIELD GOAL		
SUGGESTED GUIDELINES			SUGGESTED GUIDELINES			SUGGESTED GUIDELINES		
LB/ACRE		APPLICATION	LB/ACRE		APPLICATION	LB/ACRE		APPLICATION
N			N			N		
P_2O_5			P_2O_5			P_2O_5		
K_2O			K_2O			K_2O		
Cl			Cl			Cl		
S			S			S		
B			B			B		
Zn			Zn			Zn		
Fe			Fe			Fe		
Mn			Mn			Mn		
Cu			Cu			Cu		
Mg			Mg			Mg		
Lime			Lime			Lime		

Soil pH	Buffer pH	Cation Exchange Capacity	% Base Saturation (Typical Range)				
			% Ca	% Mg	% K	% Na	% H
0-6" **8.2** 6-24" **8.4**							

Soil Analysis by Agvise Laboratories
(http://www.agvise.com)
Northwood: (701) 587-6010
Benson: (320) 843-4109

SOIL TEST REPORT

FIELD ID	**37 - NW-20-10-10**
SAMPLE ID	**GgB1**
FIELD NAME	**NW 20-10-10**
COUNTY	**North Norfolk**
TWP	**10** RANGE **10**
SECTION	**20** QTR **NW** ACRES **0**
PREV. CROP	**Alfalfa**

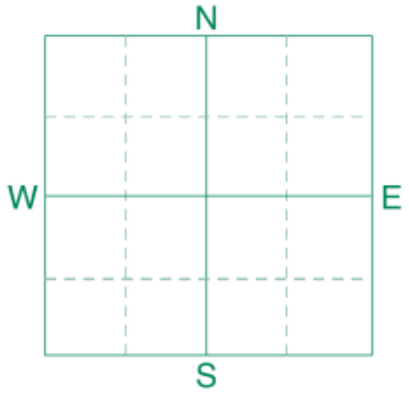

SUBMITTED FOR:
Rocking U Feeders

SUBMITTED BY: **DE4293**
DELTA AG SERVICES
38165 B HWY 1 WEST
PORTAGE LA PRAIRIE, MB R1N 4A8

REF # **5176826** BOX # **11253**
LAB # **NW126869**

Date Sampled | Date Received **09/29/2024** | Date Reported **09/30/2024**

Nutrient In The Soil			Interpretation			
			VLow	Low	Med	High
Nitrate	0-6"	6 lb/acre				
	6-24"	9 lb/acre	******			
	0-24''	15 lb/acre				
Phosphorus	Olsen	35 ppm	******	******	******	******
Potassium		266 ppm	******	******	******	******
Chloride	0-24''	8 lb/acre	***			
Sulfur	0-6"	16 lb/acre	******	******		
	6-24"	18 lb/acre	******	******	*	
Boron						
Zinc						
Iron						
Manganese						
Copper		0.29 ppm	******			
Magnesium						
Calcium						
Sodium						
Org.Matter		3.0 %	******	******		
Carbonate(CCE)						
Sol. Salts	0-6"	0.11 mmho/cm	**			
	6-24"	0.06 mmho/cm	*			

1st Crop Choice			2nd Crop Choice			3rd Crop Choice		
YIELD GOAL			YIELD GOAL			YIELD GOAL		
SUGGESTED GUIDELINES			SUGGESTED GUIDELINES			SUGGESTED GUIDELINES		
LB/ACRE		APPLICATION	LB/ACRE		APPLICATION	LB/ACRE		APPLICATION
N			N			N		
P_2O_5			P_2O_5			P_2O_5		
K_2O			K_2O			K_2O		
Cl			Cl			Cl		
S			S			S		
B			B			B		
Zn			Zn			Zn		
Fe			Fe			Fe		
Mn			Mn			Mn		
Cu			Cu			Cu		
Mg			Mg			Mg		
Lime			Lime			Lime		

Soil pH	Buffer pH	Cation Exchange Capacity	% Base Saturation (Typical Range)				
			% Ca	% Mg	% K	% Na	% H
0-6" **6.7** 6-24" **6.8**							

Soil Analysis by Agvise Laboratories
(http://www.agvise.com)
Northwood: (701) 587-6010
Benson: (320) 843-4109

SOIL TEST REPORT

FIELD ID	**38 - Eric Manister**
SAMPLE ID	**GgB1**
FIELD NAME	
COUNTY	**South Norfolk**
TWP	**9** RANGE **10**
SECTION	**29** QTR **NE** ACRES **65.5**
PREV. CROP	**Oats**

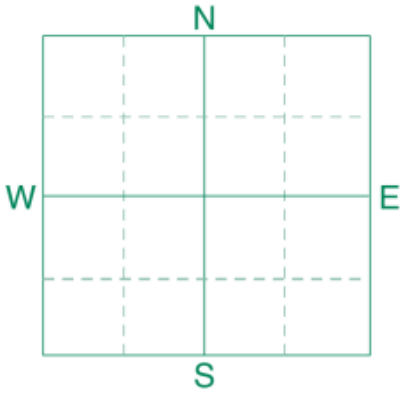

SUBMITTED FOR:
Rocking U Feeders

SUBMITTED BY: **DE4293**
DELTA AG SERVICES
38165 B HWY 1 WEST
PORTAGE LA PRAIRIE, MB R1N 4A8

REF # **5202074** BOX # **3169**
LAB # **NW76716**

Date Sampled | Date Received **09/07/2024** | Date Reported **09/09/2024**

Nutrient In The Soil		Interpretation			
		VLow	Low	Med	High
Nitrate	0-6" **14 lb/acre** 6-24" **12 lb/acre** 0-24'' **26 lb/acre**	**********			
Phosphorus (Olsen)	**50 ppm**	******	******	******	******
Potassium	**333 ppm**	******	******	******	******
Chloride	0-24'' **16 lb/acre**	******			
Sulfur	0-6" **14 lb/acre** 6-24" **42 lb/acre**	******** ******	****** ******	 ******	 ******
Boron					
Zinc	**2.47 ppm**	******	******	******	******
Iron					
Manganese					
Copper	**0.29 ppm**	******			
Magnesium					
Calcium					
Sodium	**17 ppm**	**			
Org.Matter	**2.1 %**	********	**		
Carbonate(CCE)					
Sol. Salts	0-6" **0.14 mmho/cm** 6-24" **0.09 mmho/cm**	*** **			

1st Crop Choice			2nd Crop Choice			3rd Crop Choice		
YIELD GOAL			YIELD GOAL			YIELD GOAL		
SUGGESTED GUIDELINES			SUGGESTED GUIDELINES			SUGGESTED GUIDELINES		
LB/ACRE		APPLICATION	LB/ACRE		APPLICATION	LB/ACRE		APPLICATION
N			N			N		
P_2O_5			P_2O_5			P_2O_5		
K_2O			K_2O			K_2O		
Cl			Cl			Cl		
S			S			S		
B			B			B		
Zn			Zn			Zn		
Fe			Fe			Fe		
Mn			Mn			Mn		
Cu			Cu			Cu		
Mg			Mg			Mg		
Lime			Lime			Lime		

Soil pH	Buffer pH	Cation Exchange Capacity	% Base Saturation (Typical Range)				
			% Ca	% Mg	% K	% Na	% H
0-6" **6.9** 6-24" **6.7**							

Soil Analysis by Agvise Laboratories
(http://www.agvise.com)
Northwood: (701) 587-6010
Benson: (320) 843-4109

SOIL TEST REPORT

FIELD ID	**D1**
SAMPLE ID	**N - GgBb**
FIELD NAME	
COUNTY	**North Norfolk**
TWP	**10** RANGE **11**
SECTION	**34** QTR **SE** ACRES **55.9**
PREV. CROP	**Corn-Grain**

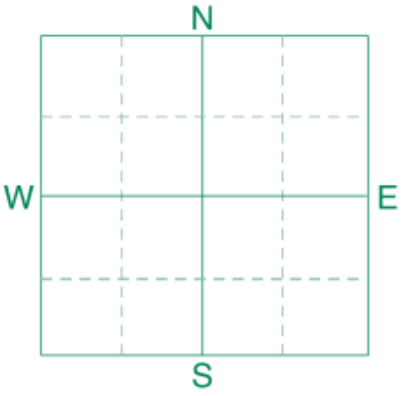

SUBMITTED FOR:
Rocking U Feeders

SUBMITTED BY: **DE4293**
DELTA AG SERVICES
38165 B HWY 1 WEST
PORTAGE LA PRAIRIE, MB R1N 4A8

REF # **5202088** BOX # **11276**
LAB # **NW126947**

Date Sampled | Date Received **09/29/2024** | Date Reported **10/01/2024**

Nutrient In The Soil			Interpretation			
			VLow	Low	Med	High
Nitrate	0-6"	10 lb/acre	*****			
	6-24"	3 lb/acre				
	0-24''	13 lb/acre				
Phosphorus	Olsen	21 ppm	******	******	******	******
Potassium		142 ppm	******	******	*****	
Chloride	0-24''	4 lb/acre	*			
Sulfur	0-6"	18 lb/acre	******	******	*	
	6-24"	24 lb/acre	******	******	****	
Boron						
Zinc		1.46 ppm	******	******	******	***
Iron						
Manganese						
Copper		0.4 ppm	*******	***		
Magnesium						
Calcium						
Sodium		16 ppm	**			
Org.Matter		2.6 %	******	****		
Carbonate(CCE)						
Sol. Salts	0-6"	0.16 mmho/cm	****			
	6-24"	0.08 mmho/cm	**			

1st Crop Choice			2nd Crop Choice			3rd Crop Choice		
YIELD GOAL			YIELD GOAL			YIELD GOAL		
SUGGESTED GUIDELINES			SUGGESTED GUIDELINES			SUGGESTED GUIDELINES		
LB/ACRE		APPLICATION	LB/ACRE		APPLICATION	LB/ACRE		APPLICATION
N			N			N		
P_2O_5			P_2O_5			P_2O_5		
K_2O			K_2O			K_2O		
Cl			Cl			Cl		
S			S			S		
B			B			B		
Zn			Zn			Zn		
Fe			Fe			Fe		
Mn			Mn			Mn		
Cu			Cu			Cu		
Mg			Mg			Mg		
Lime			Lime			Lime		

Soil pH	Buffer pH	Cation Exchange Capacity	% Base Saturation (Typical Range)				
			% Ca	% Mg	% K	% Na	% H
0-6" **6.5** 6-24" **7.4**							

Soil Analysis by Agvise Laboratories
(http://www.agvise.com)
Northwood: (701) 587-6010
Benson: (320) 843-4109

SOIL TEST REPORT

FIELD ID	**33 - MacDonald East**
SAMPLE ID	**GgB1**
FIELD NAME	**MacDonald East**
COUNTY	**North Norfolk**
TWP	**10** RANGE **10**
SECTION	**23** QTR **NE** ACRES **0**
PREV. CROP	**Barley**

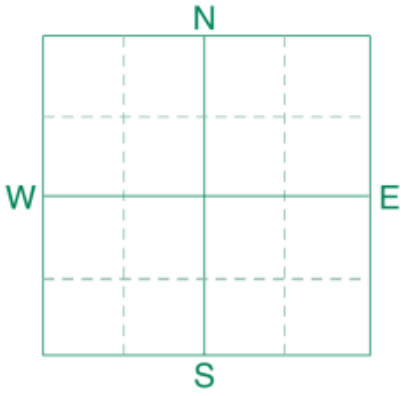

SUBMITTED FOR:
Rocking U Feeders

SUBMITTED BY: **DE4293**
DELTA AG SERVICES
38165 B HWY 1 WEST
PORTAGE LA PRAIRIE, MB R1N 4A8

REF # **5249779** BOX # **2507**
LAB # **NW166374**

Date Sampled | Date Received **10/08/2024** | Date Reported **10/11/2024**

Nutrient In The Soil		Interpretation VLow	Low	Med	High
Nitrate	0-6" **43 lb/acre** 6-24" **21 lb/acre** 0-24" **64 lb/acre**	******	******	******	******
Phosphorus	**Olsen** **17 ppm**	******	******	******	******
Potassium	**145 ppm**	******	******	*****	
Chloride	0-24" **144 lb/acre**	******	******	******	******
Sulfur	0-6" **120 +lb/acre** 6-24" **306 lb/acre**	****** ******	****** ******	****** ******	****** ******
Boron					
Zinc	**1.54 ppm**	******	******	******	***
Iron					
Manganese					
Copper	**0.24 ppm**	*****			
Magnesium					
Calcium					
Sodium	**49 ppm**	*******			
Org.Matter	**5.2 %**	******	******	******	***
Carbonate(CCE)	**16.1 %**	******	******	******	******
Sol. Salts	0-6" **0.56 mmho/cm** 6-24" **0.28 mmho/cm**	******** *******	*******	*	

1st Crop Choice			2nd Crop Choice			3rd Crop Choice		
YIELD GOAL			YIELD GOAL			YIELD GOAL		
SUGGESTED GUIDELINES			SUGGESTED GUIDELINES			SUGGESTED GUIDELINES		
LB/ACRE		APPLICATION	LB/ACRE		APPLICATION	LB/ACRE		APPLICATION
N			N			N		
P_2O_5			P_2O_5			P_2O_5		
K_2O			K_2O			K_2O		
Cl			Cl			Cl		
S			S			S		
B			B			B		
Zn			Zn			Zn		
Fe			Fe			Fe		
Mn			Mn			Mn		
Cu			Cu			Cu		
Mg			Mg			Mg		
Lime			Lime			Lime		

Soil pH	Buffer pH	Cation Exchange Capacity	% Base Saturation (Typical Range) % Ca	% Mg	% K	% Na	% H
0-6" **8.4** 6-24" **8.6**							

Soil Analysis by Agvise Laboratories
(http://www.agvise.com)
Northwood: (701) 587-6010
Benson: (320) 843-4109

SOIL TEST REPORT

FIELD ID	**D1**
SAMPLE ID	**S - GgBb**
FIELD NAME	
COUNTY	**North Norfolk**
TWP	**10** RANGE **11**
SECTION	**34** QTR **SE** ACRES **32.2**
PREV. CROP	**Oats**

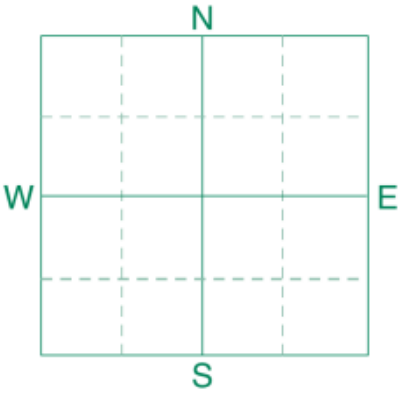

SUBMITTED FOR:
Rocking U Feeders

SUBMITTED BY: **DE4293**
DELTA AG SERVICES
38165 B HWY 1 WEST
PORTAGE LA PRAIRIE, MB R1N 4A8

REF # **5202089** BOX # **3284**
LAB # **NW76720**

Date Sampled | Date Received **09/07/2024** | Date Reported **09/09/2024**

Nutrient In The Soil		Interpretation			
		VLow	Low	Med	High
Nitrate	0-6" **4 lb/acre** 6-24" **3 lb/acre** 0-24" **7 lb/acre**	***			
Phosphorus	**Olsen** **27 ppm**	******	******	******	******
Potassium	**151 ppm**	******	******	******	
Chloride	0-24" **8 lb/acre**	***			
Sulfur	0-6" **6 lb/acre** 6-24" **18 lb/acre**	****** ******	*******	*	
Boron					
Zinc	**1.70 ppm**	******	******	******	****
Iron					
Manganese					
Copper	**0.61 ppm**	******	*******	**	
Magnesium					
Calcium					
Sodium	**10 ppm**	*			
Org.Matter	**3.0 %**	******	******		
Carbonate(CCE)					
Sol. Salts	0-6" **0.14 mmho/cm** 6-24" **0.21 mmho/cm**	*** *****			

1st Crop Choice			2nd Crop Choice			3rd Crop Choice		
YIELD GOAL			YIELD GOAL			YIELD GOAL		
SUGGESTED GUIDELINES			SUGGESTED GUIDELINES			SUGGESTED GUIDELINES		
LB/ACRE		APPLICATION	LB/ACRE		APPLICATION	LB/ACRE		APPLICATION
N			N			N		
P_2O_5			P_2O_5			P_2O_5		
K_2O			K_2O			K_2O		
Cl			Cl			Cl		
S			S			S		
B			B			B		
Zn			Zn			Zn		
Fe			Fe			Fe		
Mn			Mn			Mn		
Cu			Cu			Cu		
Mg			Mg			Mg		
Lime			Lime			Lime		

Soil pH	Buffer pH	Cation Exchange Capacity	% Base Saturation (Typical Range)				
			% Ca	% Mg	% K	% Na	% H
0-6" **6.8** 6-24" **7.8**							

Soil Analysis by Agvise Laboratories
(http://www.agvise.com)
Northwood: (701) 587-6010
Benson: (320) 843-4109

SOIL TEST REPORT

FIELD ID	**D3**
SAMPLE ID	**GgB1**
FIELD NAME	
COUNTY	**North Norfolk**
TWP	**10** RANGE **11**
SECTION	**26** QTR **NW** ACRES **40**
PREV. CROP	**Oats**

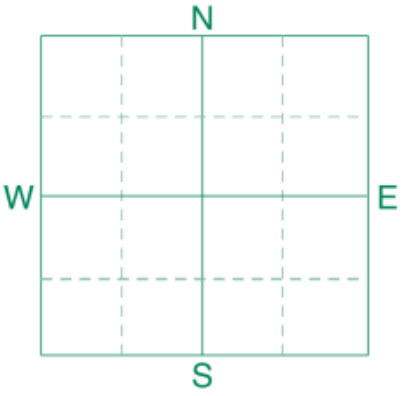

SUBMITTED FOR:
Rocking U Feeders

SUBMITTED BY: **DE4293**
DELTA AG SERVICES
38165 B HWY 1 WEST
PORTAGE LA PRAIRIE, MB R1N 4A8

REF # **5202087** BOX # **11298**
LAB # **NW126946**

Date Sampled | Date Received **09/29/2024** | Date Reported **10/01/2024**

Nutrient In The Soil		Interpretation			
		VLow	Low	Med	High
Nitrate	0-6" **15 lb/acre** 6-24" **9 lb/acre** 0-24'' **24 lb/acre**	*********			
Phosphorus	**Olsen** **38 ppm**	*******	*******	*******	*******
Potassium	**275 ppm**	*******	*******	*******	*******
Chloride	0-24'' **4 lb/acre**	*			
Sulfur	0-6" **14 lb/acre** 6-24" **24 lb/acre**	******** ********	****** ********	 ****	
Boron					
Zinc	**4.67 ppm**	*******	*******	*******	*******
Iron					
Manganese					
Copper	**0.51 ppm**	********	******		
Magnesium					
Calcium					
Sodium	**14 ppm**	**			
Org.Matter	**4.8 %**	*******	*******	********	*
Carbonate(CCE)					
Sol. Salts	0-6" **0.12 mmho/cm** 6-24" **0.12 mmho/cm**	*** ***			

1st Crop Choice			2nd Crop Choice			3rd Crop Choice		
YIELD GOAL			YIELD GOAL			YIELD GOAL		
SUGGESTED GUIDELINES			SUGGESTED GUIDELINES			SUGGESTED GUIDELINES		
LB/ACRE		APPLICATION	LB/ACRE		APPLICATION	LB/ACRE		APPLICATION
N			N			N		
P_2O_5			P_2O_5			P_2O_5		
K_2O			K_2O			K_2O		
Cl			Cl			Cl		
S			S			S		
B			B			B		
Zn			Zn			Zn		
Fe			Fe			Fe		
Mn			Mn			Mn		
Cu			Cu			Cu		
Mg			Mg			Mg		
Lime			Lime			Lime		

Soil pH	Buffer pH	Cation Exchange Capacity	% Base Saturation (Typical Range)				
			% Ca	% Mg	% K	% Na	% H
0-6" **6.9** 6-24" **7.7**							

Soil Analysis by Agvise Laboratories
(http://www.agvise.com)
Northwood: (701) 587-6010
Benson: (320) 843-4109

SOIL TEST REPORT

FIELD ID	**D4**
SAMPLE ID	**W - GgB1**
FIELD NAME	
COUNTY	**North Norfolk**
TWP	**10** RANGE **11**
SECTION	**26** QTR **NE** ACRES **74**
PREV. CROP	**Alfalfa**

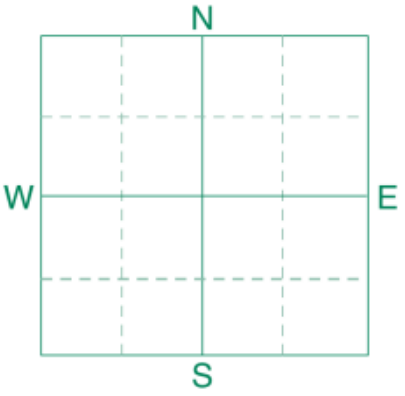

SUBMITTED FOR:
Rocking U Feeders

SUBMITTED BY: **DE4293**
DELTA AG SERVICES
38165 B HWY 1 WEST
PORTAGE LA PRAIRIE, MB R1N 4A8

REF # **5202092** BOX # **3228**
LAB # **NW76721**

Date Sampled | Date Received **09/07/2024** | Date Reported **09/09/2024**

Nutrient In The Soil			Interpretation			
			VLow	Low	Med	High
Nitrate	0-6"	18 lb/acre				
	6-24"	3 lb/acre	********			
	0-24''	21 lb/acre				
Phosphorus	Olsen	10 ppm	******	*******	****	
Potassium		98 ppm	******	*******		
Chloride	0-24''	8 lb/acre	***			
Sulfur	0-6"	12 lb/acre	**********			
	6-24"	24 lb/acre	******	*******	****	
Boron						
Zinc		1.23 ppm	******	*******	*******	
Iron						
Manganese						
Copper		0.37 ppm	********			
Magnesium						
Calcium						
Sodium		9 ppm	*			
Org.Matter		3.3 %	******	*******	*	
Carbonate(CCE)						
Sol. Salts	0-6"	0.18 mmho/cm	****			
	6-24"	0.24 mmho/cm	******			

1st Crop Choice			2nd Crop Choice			3rd Crop Choice		
YIELD GOAL			YIELD GOAL			YIELD GOAL		
SUGGESTED GUIDELINES			SUGGESTED GUIDELINES			SUGGESTED GUIDELINES		
LB/ACRE		APPLICATION	LB/ACRE		APPLICATION	LB/ACRE		APPLICATION
N			N			N		
P_2O_5			P_2O_5			P_2O_5		
K_2O			K_2O			K_2O		
Cl			Cl			Cl		
S			S			S		
B			B			B		
Zn			Zn			Zn		
Fe			Fe			Fe		
Mn			Mn			Mn		
Cu			Cu			Cu		
Mg			Mg			Mg		
Lime			Lime			Lime		

Soil pH	Buffer pH	Cation Exchange Capacity	% Base Saturation (Typical Range)				
			% Ca	% Mg	% K	% Na	% H
0-6" **6.8** 6-24" **7.7**							

Soil Analysis by Agvise Laboratories
(http://www.agvise.com)
Northwood: (701) 587-6010
Benson: (320) 843-4109

SOIL TEST REPORT

FIELD ID	**D4**
SAMPLE ID	**E - GgB1**
FIELD NAME	
COUNTY	**North Norfolk**
TWP	**10** RANGE **11**
SECTION	**26** QTR **NE** ACRES **83**
PREV. CROP	**Oats**

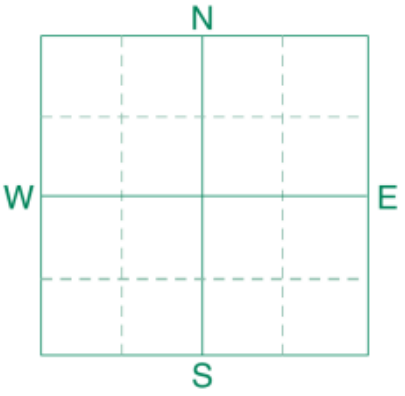

SUBMITTED FOR:
Rocking U Feeders

SUBMITTED BY: **DE4293**
DELTA AG SERVICES
38165 B HWY 1 WEST
PORTAGE LA PRAIRIE, MB R1N 4A8

REF # **5202093** BOX # **3141**
LAB # **NW76722**

Date Sampled | Date Received **09/07/2024** | Date Reported **09/09/2024**

Nutrient In The Soil		Interpretation			
		VLow	Low	Med	High
Nitrate	0-6" **10 lb/acre** 6-24" **6 lb/acre** 0-24'' **16 lb/acre**	******			
Phosphorus (Olsen)	**16 ppm**	******	******	******	******
Potassium	**143 ppm**	******	******	*****	
Chloride	0-24'' **4 lb/acre**	*			
Sulfur	0-6" **6 lb/acre** 6-24" **12 lb/acre**	****** **********	****		
Boron					
Zinc	**1.16 ppm**	******	******	*******	*
Iron					
Manganese					
Copper	**0.39 ppm**	*******	***		
Magnesium					
Calcium					
Sodium	**8 ppm**	*			
Org.Matter	**2.8 %**	******	*****		
Carbonate(CCE)					
Sol. Salts	0-6" **0.19 mmho/cm** 6-24" **0.17 mmho/cm**	**** ****			

1st Crop Choice			2nd Crop Choice			3rd Crop Choice		
YIELD GOAL			YIELD GOAL			YIELD GOAL		
SUGGESTED GUIDELINES			SUGGESTED GUIDELINES			SUGGESTED GUIDELINES		
LB/ACRE		APPLICATION	LB/ACRE		APPLICATION	LB/ACRE		APPLICATION
N			N			N		
P_2O_5			P_2O_5			P_2O_5		
K_2O			K_2O			K_2O		
Cl			Cl			Cl		
S			S			S		
B			B			B		
Zn			Zn			Zn		
Fe			Fe			Fe		
Mn			Mn			Mn		
Cu			Cu			Cu		
Mg			Mg			Mg		
Lime			Lime			Lime		

Soil pH	Buffer pH	Cation Exchange Capacity	% Base Saturation (Typical Range)				
			% Ca	% Mg	% K	% Na	% H
0-6" **7.2** 6-24" **7.7**							

Soil Analysis by Agvise Laboratories
(http://www.agvise.com)
Northwood: (701) 587-6010
Benson: (320) 843-4109

SOIL TEST REPORT

FIELD ID **JD1**
SAMPLE ID **E - GgB1**
FIELD NAME
COUNTY
TWP **10** RANGE **9**
SECTION **8** QTR **SH** ACRES **92**
PREV. CROP **Canola-bu**

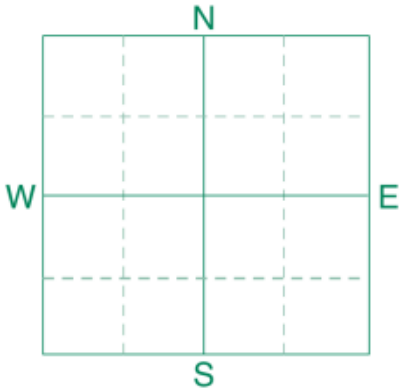

SUBMITTED FOR:
Jason Dobbin

SUBMITTED BY: **DE4293**
DELTA AG SERVICES
38165 B HWY 1 WEST
PORTAGE LA PRAIRIE, MB R1N 4A8

REF # **5650789** BOX # **1172**
LAB # **NW26545**

Date Sampled | Date Received **05/06/2025** | Date Reported **05/07/2025**

Nutrient In The Soil		Interpretation VLow	Low	Med	High
Nitrate					
Olsen Phosphorus	16 ppm	******	******	******	******
Potassium					
Chloride					
Sulfur					
Boron					
Zinc					
Iron					
Manganese					
Copper					
Magnesium					
Calcium					
Sodium					
Org.Matter					
Carbonate(CCE)					
Sol. Salts					

1st Crop Choice			2nd Crop Choice			3rd Crop Choice		
YIELD GOAL			YIELD GOAL			YIELD GOAL		
SUGGESTED GUIDELINES			SUGGESTED GUIDELINES			SUGGESTED GUIDELINES		
LB/ACRE		APPLICATION	LB/ACRE		APPLICATION	LB/ACRE		APPLICATION
N			N			N		
P_2O_5			P_2O_5			P_2O_5		
K_2O			K_2O			K_2O		
Cl			Cl			Cl		
S			S			S		
B			B			B		
Zn			Zn			Zn		
Fe			Fe			Fe		
Mn			Mn			Mn		
Cu			Cu			Cu		
Mg			Mg			Mg		
Lime			Lime			Lime		

Soil pH	Buffer pH	Cation Exchange Capacity	% Base Saturation (Typical Range)				
			% Ca	% Mg	% K	% Na	% H

Soil Analysis by Agvise Laboratories
(http://www.agvise.com)
Northwood: (701) 587-6010
Benson: (320) 843-4109

SOIL TEST REPORT

FIELD ID **JD1**
SAMPLE ID **W - GgB1**
FIELD NAME
COUNTY
TWP **10** RANGE **9**
SECTION **8** QTR **SH** ACRES **116.6**
PREV. CROP **Canola-bu**

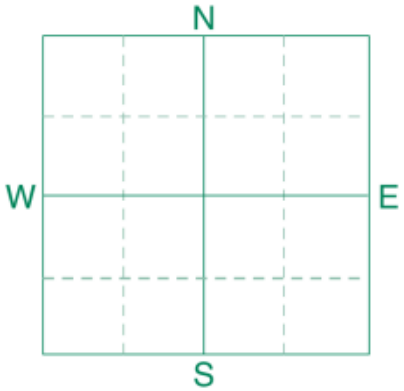

SUBMITTED FOR:
Jason Dobbin

SUBMITTED BY: **DE4293**
DELTA AG SERVICES
38165 B HWY 1 WEST
PORTAGE LA PRAIRIE, MB R1N 4A8

REF # **5650790** BOX # **1172**
LAB # **NW26546**

Date Sampled Date Received **05/06/2025** Date Reported **05/07/2025**

Nutrient In The Soil		Interpretation			
		VLow	Low	Med	High
Nitrate					
Olsen Phosphorus	13 ppm	**********	**********	**********	**********
Potassium					
Chloride					
Sulfur					
Boron					
Zinc					
Iron					
Manganese					
Copper					
Magnesium					
Calcium					
Sodium					
Org.Matter					
Carbonate(CCE)					
Sol. Salts					

1st Crop Choice			2nd Crop Choice			3rd Crop Choice		
YIELD GOAL			YIELD GOAL			YIELD GOAL		
SUGGESTED GUIDELINES			SUGGESTED GUIDELINES			SUGGESTED GUIDELINES		
LB/ACRE		APPLICATION	LB/ACRE		APPLICATION	LB/ACRE		APPLICATION
N			N			N		
P_2O_5			P_2O_5			P_2O_5		
K_2O			K_2O			K_2O		
Cl			Cl			Cl		
S			S			S		
B			B			B		
Zn			Zn			Zn		
Fe			Fe			Fe		
Mn			Mn			Mn		
Cu			Cu			Cu		
Mg			Mg			Mg		
Lime			Lime			Lime		

Soil pH	Buffer pH	Cation Exchange Capacity	% Base Saturation (Typical Range)				
			% Ca	% Mg	% K	% Na	% H

Soil Analysis by Agvise Laboratories
(http://www.agvise.com)
Northwood: (701) 587-6010
Benson: (320) 843-4109

SOIL TEST REPORT

FIELD ID **JD1**
SAMPLE ID **S - GgB1**
FIELD NAME
COUNTY
TWP **10** RANGE **9**
SECTION **8** QTR **SH** ACRES **55.7**
PREV. CROP **Canola-bu**

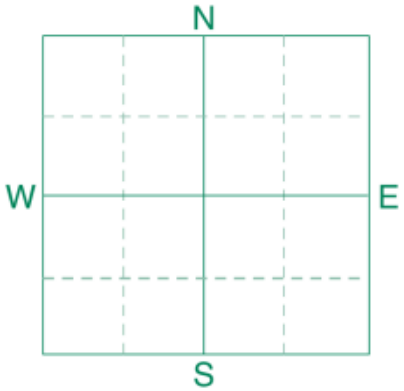

SUBMITTED FOR:
Jason Dobbin

SUBMITTED BY: **DE4293**
DELTA AG SERVICES
38165 B HWY 1 WEST
PORTAGE LA PRAIRIE, MB R1N 4A8

REF # **5650791** BOX # **826**
LAB # **NW21349**

Date Sampled Date Received **04/26/2025** Date Reported **04/28/2025**

Nutrient In The Soil		Interpretation			
		VLow	Low	Med	High
Nitrate					
Olsen Phosphorus	25 ppm	*******	*******	*******	*******
Potassium					
Chloride					
Sulfur					
Boron					
Zinc					
Iron					
Manganese					
Copper					
Magnesium					
Calcium					
Sodium					
Org.Matter					
Carbonate(CCE)					
Sol. Salts					

1st Crop Choice			2nd Crop Choice			3rd Crop Choice		
YIELD GOAL			YIELD GOAL			YIELD GOAL		
SUGGESTED GUIDELINES			SUGGESTED GUIDELINES			SUGGESTED GUIDELINES		
LB/ACRE		APPLICATION	LB/ACRE		APPLICATION	LB/ACRE		APPLICATION
N			N			N		
P_2O_5			P_2O_5			P_2O_5		
K_2O			K_2O			K_2O		
Cl			Cl			Cl		
S			S			S		
B			B			B		
Zn			Zn			Zn		
Fe			Fe			Fe		
Mn			Mn			Mn		
Cu			Cu			Cu		
Mg			Mg			Mg		
Lime			Lime			Lime		

Soil pH	Buffer pH	Cation Exchange Capacity	% Base Saturation (Typical Range)				
			% Ca	% Mg	% K	% Na	% H

Soil Analysis by Agvise Laboratories
(http://www.agvise.com)
Northwood: (701) 587-6010
Benson: (320) 843-4109

SOIL TEST REPORT

FIELD ID **JD2**
SAMPLE ID **GgB1**
FIELD NAME
COUNTY
TWP **10** RANGE **9**
SECTION **5** QTR **SW** ACRES **115.4**
PREV. CROP **Wheat-Spring**

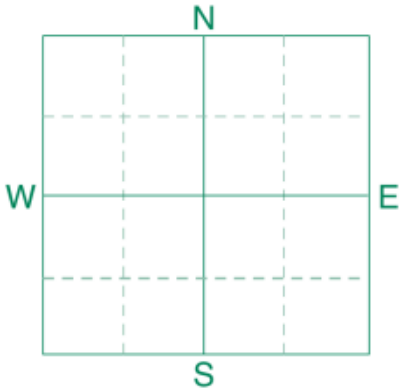

SUBMITTED FOR:
Jason Dobbin

SUBMITTED BY: **DE4293**
DELTA AG SERVICES
38165 B HWY 1 WEST
PORTAGE LA PRAIRIE, MB R1N 4A8

REF # **5650794** BOX # **837**
LAB # **NW21350**

Date Sampled | Date Received **04/26/2025** | Date Reported **04/28/2025**

Nutrient In The Soil		Interpretation			
		VLow	Low	Med	High
Nitrate					
Olsen Phosphorus	45 ppm	******	******	******	******
Potassium					
Chloride					
Sulfur					
Boron					
Zinc					
Iron					
Manganese					
Copper					
Magnesium					
Calcium					
Sodium					
Org.Matter					
Carbonate(CCE)					
Sol. Salts					

1st Crop Choice			2nd Crop Choice			3rd Crop Choice		
YIELD GOAL			YIELD GOAL			YIELD GOAL		
SUGGESTED GUIDELINES			SUGGESTED GUIDELINES			SUGGESTED GUIDELINES		
LB/ACRE		APPLICATION	LB/ACRE		APPLICATION	LB/ACRE		APPLICATION
N			N			N		
P_2O_5			P_2O_5			P_2O_5		
K_2O			K_2O			K_2O		
Cl			Cl			Cl		
S			S			S		
B			B			B		
Zn			Zn			Zn		
Fe			Fe			Fe		
Mn			Mn			Mn		
Cu			Cu			Cu		
Mg			Mg			Mg		
Lime			Lime			Lime		

Soil pH	Buffer pH	Cation Exchange Capacity	% Base Saturation (Typical Range)				
			% Ca	% Mg	% K	% Na	% H

Soil Analysis by Agvise Laboratories
(http://www.agvise.com)
Northwood: (701) 587-6010
Benson: (320) 843-4109

SOIL TEST REPORT

FIELD ID **JD3**
SAMPLE ID **GgB1**
FIELD NAME
COUNTY
TWP **10** RANGE **9**
SECTION **6** QTR **SW** ACRES **70**
PREV. CROP **Canola-bu**

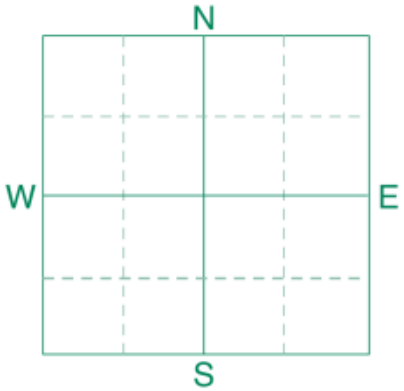

SUBMITTED FOR:
Jason Dobbin

SUBMITTED BY: **DE4293**
DELTA AG SERVICES
38165 B HWY 1 WEST
PORTAGE LA PRAIRIE, MB R1N 4A8

REF # **5650818** BOX # **826**
LAB # **NW21351**

Date Sampled Date Received **04/26/2025** Date Reported **04/28/2025**

Nutrient In The Soil		Interpretation			
		VLow	Low	Med	High
Nitrate					
Olsen Phosphorus	22 ppm	******	******	******	******
Potassium					
Chloride					
Sulfur					
Boron					
Zinc					
Iron					
Manganese					
Copper					
Magnesium					
Calcium					
Sodium					
Org.Matter					
Carbonate(CCE)					
Sol. Salts					

1st Crop Choice			2nd Crop Choice			3rd Crop Choice		
YIELD GOAL			YIELD GOAL			YIELD GOAL		
SUGGESTED GUIDELINES			SUGGESTED GUIDELINES			SUGGESTED GUIDELINES		
LB/ACRE		APPLICATION	LB/ACRE		APPLICATION	LB/ACRE		APPLICATION
N			N			N		
P_2O_5			P_2O_5			P_2O_5		
K_2O			K_2O			K_2O		
Cl			Cl			Cl		
S			S			S		
B			B			B		
Zn			Zn			Zn		
Fe			Fe			Fe		
Mn			Mn			Mn		
Cu			Cu			Cu		
Mg			Mg			Mg		
Lime			Lime			Lime		

Soil pH	Buffer pH	Cation Exchange Capacity	% Base Saturation (Typical Range)				
			% Ca	% Mg	% K	% Na	% H

Soil Analysis by Agvise Laboratories
(http://www.agvise.com)
Northwood: (701) 587-6010
Benson: (320) 843-4109

SOIL TEST REPORT

FIELD ID **JD4**
SAMPLE ID **GgB1**
FIELD NAME
COUNTY
TWP **10** RANGE **10**
SECTION **1** QTR **SE** ACRES **135.9**
PREV. CROP **Corn-Grain**

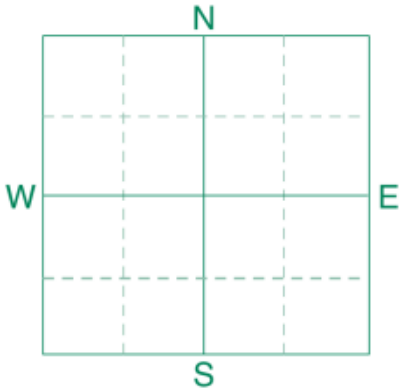

SUBMITTED FOR:
Jason Dobbin

SUBMITTED BY: **DE4293**
DELTA AG SERVICES
38165 B HWY 1 WEST
PORTAGE LA PRAIRIE, MB R1N 4A8

REF # **5650828** BOX # **837**
LAB # **NW21352**

Date Sampled Date Received **04/26/2025** Date Reported **04/28/2025**

Nutrient In The Soil		Interpretation			
		VLow	Low	Med	High
Nitrate					
Olsen Phosphorus	39 ppm	******	******	******	******
Potassium					
Chloride					
Sulfur					
Boron					
Zinc					
Iron					
Manganese					
Copper					
Magnesium					
Calcium					
Sodium					
Org.Matter					
Carbonate(CCE)					
Sol. Salts					

1st Crop Choice			2nd Crop Choice			3rd Crop Choice		
YIELD GOAL			YIELD GOAL			YIELD GOAL		
SUGGESTED GUIDELINES			SUGGESTED GUIDELINES			SUGGESTED GUIDELINES		
LB/ACRE		APPLICATION	LB/ACRE		APPLICATION	LB/ACRE		APPLICATION
N			N			N		
P_2O_5			P_2O_5			P_2O_5		
K_2O			K_2O			K_2O		
Cl			Cl			Cl		
S			S			S		
B			B			B		
Zn			Zn			Zn		
Fe			Fe			Fe		
Mn			Mn			Mn		
Cu			Cu			Cu		
Mg			Mg			Mg		
Lime			Lime			Lime		

Soil pH	Buffer pH	Cation Exchange Capacity	% Base Saturation (Typical Range)				
			% Ca	% Mg	% K	% Na	% H

Soil Analysis by Agvise Laboratories
(http://www.agvise.com)
Northwood: (701) 587-6010
Benson: (320) 843-4109

SOIL TEST REPORT

FIELD ID **JD5**
SAMPLE ID **GgB1**
FIELD NAME
COUNTY
TWP **9** RANGE **10**
SECTION **36** QTR **NE** ACRES **137**
PREV. CROP **Wheat-Spring**

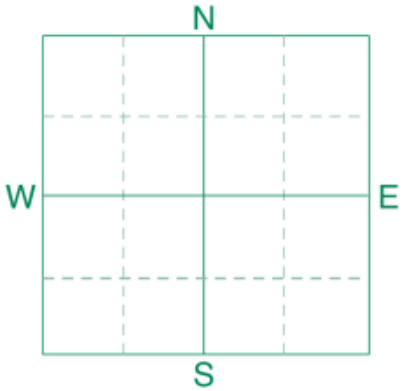

SUBMITTED FOR:
Jason Dobbin

SUBMITTED BY: **DE4293**
DELTA AG SERVICES
38165 B HWY 1 WEST
PORTAGE LA PRAIRIE, MB R1N 4A8

REF # **5650829** BOX # **837**
LAB # **NW21353**

Date Sampled | Date Received **04/26/2025** | Date Reported **04/28/2025**

Nutrient In The Soil		Interpretation			
		VLow	Low	Med	High
Nitrate					
Olsen Phosphorus	41 ppm	******	******	******	******
Potassium					
Chloride					
Sulfur					
Boron					
Zinc					
Iron					
Manganese					
Copper					
Magnesium					
Calcium					
Sodium					
Org.Matter					
Carbonate(CCE)					
Sol. Salts					

1st Crop Choice			2nd Crop Choice			3rd Crop Choice		
YIELD GOAL			YIELD GOAL			YIELD GOAL		
SUGGESTED GUIDELINES			SUGGESTED GUIDELINES			SUGGESTED GUIDELINES		
LB/ACRE		APPLICATION	LB/ACRE		APPLICATION	LB/ACRE		APPLICATION
N			N			N		
P_2O_5			P_2O_5			P_2O_5		
K_2O			K_2O			K_2O		
Cl			Cl			Cl		
S			S			S		
B			B			B		
Zn			Zn			Zn		
Fe			Fe			Fe		
Mn			Mn			Mn		
Cu			Cu			Cu		
Mg			Mg			Mg		
Lime			Lime			Lime		

Soil pH	Buffer pH	Cation Exchange Capacity	% Base Saturation (Typical Range)				
			% Ca	% Mg	% K	% Na	% H

Soil Analysis by Agvise Laboratories
(http://www.agvise.com)
Northwood: (701) 587-6010
Benson: (320) 843-4109

SOIL TEST REPORT

FIELD ID **JD6**
SAMPLE ID **GgB1**
FIELD NAME
COUNTY
TWP **9** RANGE **10**
SECTION **36** QTR **NW** ACRES **100**
PREV. CROP **Barley-Feed**

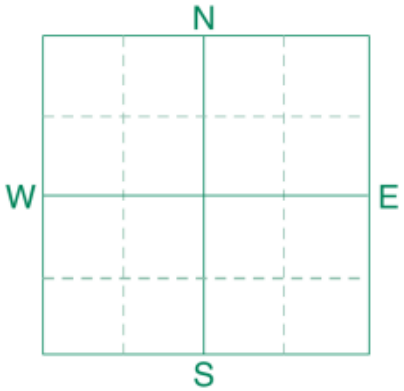

SUBMITTED FOR:
Jason Dobbin

SUBMITTED BY: **DE4293**
DELTA AG SERVICES
38165 B HWY 1 WEST
PORTAGE LA PRAIRIE, MB R1N 4A8

REF # **5650830** BOX # **837**
LAB # **NW21354**

Date Sampled Date Received **04/26/2025** Date Reported **04/28/2025**

Nutrient In The Soil		Interpretation			
		VLow	Low	Med	High
Nitrate					
Olsen Phosphorus	21 ppm	******	******	******	******
Potassium					
Chloride					
Sulfur					
Boron					
Zinc					
Iron					
Manganese					
Copper					
Magnesium					
Calcium					
Sodium					
Org.Matter					
Carbonate(CCE)					
Sol. Salts					

1st Crop Choice			2nd Crop Choice			3rd Crop Choice		
YIELD GOAL			YIELD GOAL			YIELD GOAL		
SUGGESTED GUIDELINES			SUGGESTED GUIDELINES			SUGGESTED GUIDELINES		
LB/ACRE		APPLICATION	LB/ACRE		APPLICATION	LB/ACRE		APPLICATION
N			N			N		
P_2O_5			P_2O_5			P_2O_5		
K_2O			K_2O			K_2O		
Cl			Cl			Cl		
S			S			S		
B			B			B		
Zn			Zn			Zn		
Fe			Fe			Fe		
Mn			Mn			Mn		
Cu			Cu			Cu		
Mg			Mg			Mg		
Lime			Lime			Lime		

Soil pH	Buffer pH	Cation Exchange Capacity	% Base Saturation (Typical Range)				
			% Ca	% Mg	% K	% Na	% H

Soil Analysis by Agvise Laboratories
(http://www.agvise.com)
Northwood: (701) 587-6010
Benson: (320) 843-4109

SOIL TEST REPORT

FIELD ID **JD9**
SAMPLE ID **GgB1**
FIELD NAME
COUNTY
TWP **9** RANGE **10**
SECTION **33** QTR **SE** ACRES **21.7**
PREV. CROP **Sunflower**

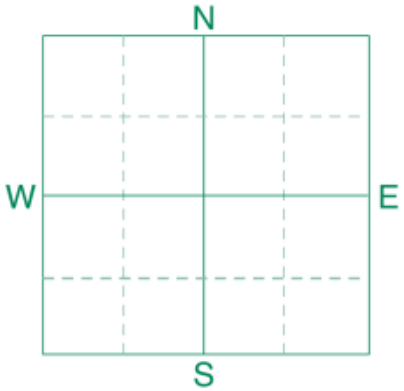

SUBMITTED FOR:
Jason Dobbin

SUBMITTED BY: **DE4293**
DELTA AG SERVICES
38165 B HWY 1 WEST
PORTAGE LA PRAIRIE, MB R1N 4A8

REF # **5650831** BOX # **826**
LAB # **NW21355**

Date Sampled Date Received **04/26/2025** Date Reported **04/28/2025**

Nutrient In The Soil		Interpretation			
		VLow	Low	Med	High
Nitrate					
Olsen Phosphorus	18 ppm	******	******	******	******
Potassium					
Chloride					
Sulfur					
Boron					
Zinc					
Iron					
Manganese					
Copper					
Magnesium					
Calcium					
Sodium					
Org.Matter					
Carbonate(CCE)					
Sol. Salts					

1st Crop Choice			2nd Crop Choice			3rd Crop Choice		
YIELD GOAL			YIELD GOAL			YIELD GOAL		
SUGGESTED GUIDELINES			SUGGESTED GUIDELINES			SUGGESTED GUIDELINES		
LB/ACRE		APPLICATION	LB/ACRE		APPLICATION	LB/ACRE		APPLICATION
N			N			N		
P_2O_5			P_2O_5			P_2O_5		
K_2O			K_2O			K_2O		
Cl			Cl			Cl		
S			S			S		
B			B			B		
Zn			Zn			Zn		
Fe			Fe			Fe		
Mn			Mn			Mn		
Cu			Cu			Cu		
Mg			Mg			Mg		
Lime			Lime			Lime		

Soil pH	Buffer pH	Cation Exchange Capacity	% Base Saturation (Typical Range)				
			% Ca	% Mg	% K	% Na	% H

Soil Analysis by Agvise Laboratories
(http://www.agvise.com)
Northwood: (701) 587-6010
Benson: (320) 843-4109

SOIL TEST REPORT

FIELD ID **JD10**
SAMPLE ID **GgB1**
FIELD NAME
COUNTY
TWP **9** RANGE **10**
SECTION **33** QTR **SW** ACRES **75**
PREV. CROP **Sunflower**

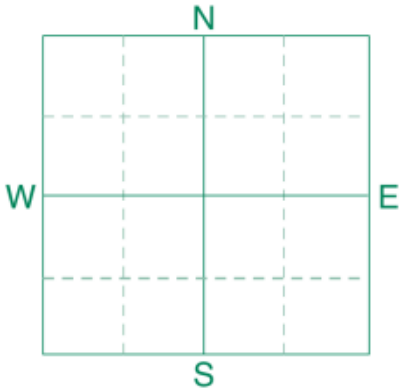

SUBMITTED FOR:
Jason Dobbin

SUBMITTED BY: **DE4293**
DELTA AG SERVICES
38165 B HWY 1 WEST
PORTAGE LA PRAIRIE, MB R1N 4A8

REF # **5650832** BOX # **837**
LAB # **NW21356**

Date Sampled Date Received **04/26/2025** Date Reported **04/28/2025**

Nutrient In The Soil		Interpretation			
		VLow	Low	Med	High
Nitrate					
Olsen Phosphorus	18 ppm	*******	*******	*******	*******
Potassium					
Chloride					
Sulfur					
Boron					
Zinc					
Iron					
Manganese					
Copper					
Magnesium					
Calcium					
Sodium					
Org.Matter					
Carbonate(CCE)					
Sol. Salts					

1st Crop Choice			2nd Crop Choice			3rd Crop Choice		
YIELD GOAL			YIELD GOAL			YIELD GOAL		
SUGGESTED GUIDELINES			SUGGESTED GUIDELINES			SUGGESTED GUIDELINES		
LB/ACRE		APPLICATION	LB/ACRE		APPLICATION	LB/ACRE		APPLICATION
N			N			N		
P_2O_5			P_2O_5			P_2O_5		
K_2O			K_2O			K_2O		
Cl			Cl			Cl		
S			S			S		
B			B			B		
Zn			Zn			Zn		
Fe			Fe			Fe		
Mn			Mn			Mn		
Cu			Cu			Cu		
Mg			Mg			Mg		
Lime			Lime			Lime		

Soil pH	Buffer pH	Cation Exchange Capacity	% Base Saturation (Typical Range)				
			% Ca	% Mg	% K	% Na	% H

Soil Analysis by Agvise Laboratories
(http://www.agvise.com)
Northwood: (701) 587-6010
Benson: (320) 843-4109

SOIL TEST REPORT

FIELD ID **JD13**
SAMPLE ID **GgB1**
FIELD NAME
COUNTY
TWP **9** RANGE **10**
SECTION **21** QTR **NE** ACRES **40**
PREV. CROP **Wheat-Spring**

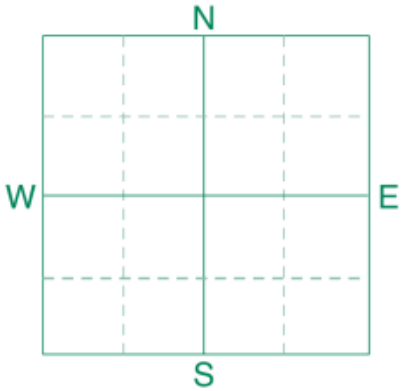

SUBMITTED FOR:
Jason Dobbin

SUBMITTED BY: **DE4293**
DELTA AG SERVICES
38165 B HWY 1 WEST
PORTAGE LA PRAIRIE, MB R1N 4A8

REF # **5650833** BOX # **837**
LAB # **NW21357**

Date Sampled | Date Received **04/26/2025** | Date Reported **04/28/2025**

Nutrient In The Soil		Interpretation			
		VLow	Low	Med	High
Nitrate					
Olsen Phosphorus	19 ppm	******	******	******	******
Potassium					
Chloride					
Sulfur					
Boron					
Zinc					
Iron					
Manganese					
Copper					
Magnesium					
Calcium					
Sodium					
Org.Matter					
Carbonate(CCE)					
Sol. Salts					

1st Crop Choice			2nd Crop Choice			3rd Crop Choice		
YIELD GOAL			YIELD GOAL			YIELD GOAL		
SUGGESTED GUIDELINES			SUGGESTED GUIDELINES			SUGGESTED GUIDELINES		
LB/ACRE		APPLICATION	LB/ACRE		APPLICATION	LB/ACRE		APPLICATION
N			N			N		
P_2O_5			P_2O_5			P_2O_5		
K_2O			K_2O			K_2O		
Cl			Cl			Cl		
S			S			S		
B			B			B		
Zn			Zn			Zn		
Fe			Fe			Fe		
Mn			Mn			Mn		
Cu			Cu			Cu		
Mg			Mg			Mg		
Lime			Lime			Lime		

Soil pH	Buffer pH	Cation Exchange Capacity	% Base Saturation (Typical Range)				
			% Ca	% Mg	% K	% Na	% H

Soil Analysis by Agvise Laboratories
(http://www.agvise.com)
Northwood: (701) 587-6010
Benson: (320) 843-4109

SOIL TEST REPORT

FIELD ID **JD14**
SAMPLE ID **GgB1**
FIELD NAME
COUNTY
TWP **9** RANGE **10**
SECTION **22** QTR **NW** ACRES **25**
PREV. CROP **Wheat-Spring**

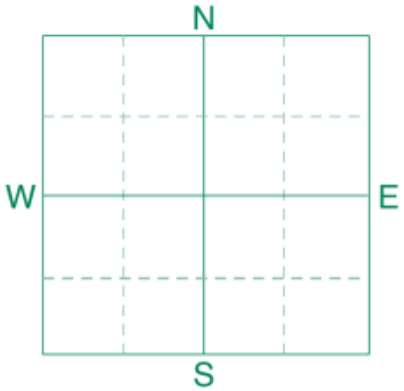

SUBMITTED FOR:
Jason Dobbin

SUBMITTED BY: **DE4293**
DELTA AG SERVICES
38165 B HWY 1 WEST
PORTAGE LA PRAIRIE, MB R1N 4A8

REF # **5650845** BOX # **1172**
LAB # **NW26547**

Date Sampled Date Received **05/06/2025** Date Reported **05/07/2025**

Nutrient In The Soil		Interpretation			
		VLow	Low	Med	High
Nitrate					
Olsen Phosphorus	25 ppm	******	******	******	******
Potassium					
Chloride					
Sulfur					
Boron					
Zinc					
Iron					
Manganese					
Copper					
Magnesium					
Calcium					
Sodium					
Org.Matter					
Carbonate(CCE)					
Sol. Salts					

1st Crop Choice			2nd Crop Choice			3rd Crop Choice		
YIELD GOAL			YIELD GOAL			YIELD GOAL		
SUGGESTED GUIDELINES			SUGGESTED GUIDELINES			SUGGESTED GUIDELINES		
LB/ACRE		APPLICATION	LB/ACRE		APPLICATION	LB/ACRE		APPLICATION
N			N			N		
P_2O_5			P_2O_5			P_2O_5		
K_2O			K_2O			K_2O		
Cl			Cl			Cl		
S			S			S		
B			B			B		
Zn			Zn			Zn		
Fe			Fe			Fe		
Mn			Mn			Mn		
Cu			Cu			Cu		
Mg			Mg			Mg		
Lime			Lime			Lime		

Soil pH	Buffer pH	Cation Exchange Capacity	% Base Saturation (Typical Range)				
			% Ca	% Mg	% K	% Na	% H

Soil Analysis by Agvise Laboratories
(http://www.agvise.com)
Northwood: (701) 587-6010
Benson: (320) 843-4109

SOIL TEST REPORT

FIELD ID	**JD15**				
SAMPLE ID	**GgB1**				
FIELD NAME					
COUNTY					
TWP	**9**		RANGE	**10**	
SECTION	**27**	QTR	**SE**	ACRES	**95**
PREV. CROP	**Sunflower**				

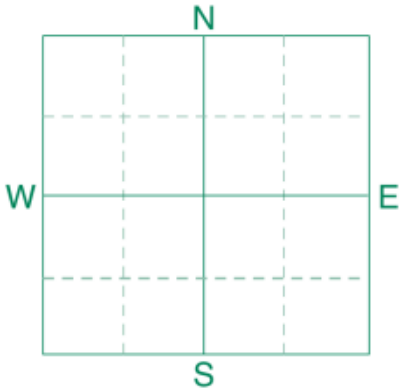

SUBMITTED FOR:
Jason Dobbin

SUBMITTED BY: **DE4293**
DELTA AG SERVICES
38165 B HWY 1 WEST
PORTAGE LA PRAIRIE, MB R1N 4A8

REF # **5650846** BOX # **1172**
LAB # **NW26548**

Date Sampled | Date Received **05/06/2025** | Date Reported **05/07/2025**

Nutrient In The Soil		Interpretation			
		VLow	Low	Med	High
Nitrate					
Olsen Phosphorus	12 ppm	******	******	******	
Potassium					
Chloride					
Sulfur					
Boron					
Zinc					
Iron					
Manganese					
Copper					
Magnesium					
Calcium					
Sodium					
Org.Matter					
Carbonate(CCE)					
Sol. Salts					

1st Crop Choice			2nd Crop Choice			3rd Crop Choice		
YIELD GOAL			YIELD GOAL			YIELD GOAL		
SUGGESTED GUIDELINES			SUGGESTED GUIDELINES			SUGGESTED GUIDELINES		
LB/ACRE		APPLICATION	LB/ACRE		APPLICATION	LB/ACRE		APPLICATION
N			N			N		
P_2O_5			P_2O_5			P_2O_5		
K_2O			K_2O			K_2O		
Cl			Cl			Cl		
S			S			S		
B			B			B		
Zn			Zn			Zn		
Fe			Fe			Fe		
Mn			Mn			Mn		
Cu			Cu			Cu		
Mg			Mg			Mg		
Lime			Lime			Lime		

Soil pH	Buffer pH	Cation Exchange Capacity	% Base Saturation (Typical Range)				
			% Ca	% Mg	% K	% Na	% H

Soil Analysis by Agvise Laboratories
(http://www.agvise.com)
Northwood: (701) 587-6010
Benson: (320) 843-4109

SOIL TEST REPORT

FIELD ID **JD16**
SAMPLE ID **GB1 North**
FIELD NAME
COUNTY
TWP RANGE
SECTION QTR ACRES **0**
PREV. CROP

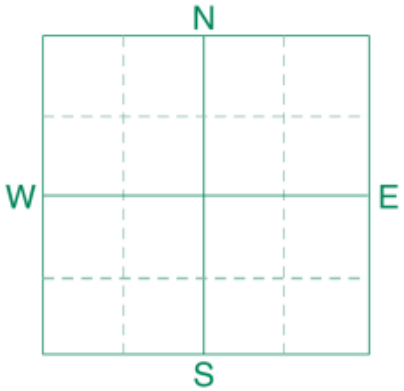

SUBMITTED FOR:
Jason Dobbin

SUBMITTED BY: **DE4293**
DELTA AG SERVICES
38165 B HWY 1 WEST
PORTAGE LA PRAIRIE, MB R1N 4A8

REF # **5656155** BOX # **837**
LAB # **NW21382**

Date Sampled Date Received **04/26/2025** Date Reported **04/28/2025**

Nutrient In The Soil		Interpretation			
		VLow	Low	Med	High
Nitrate					
Olsen Phosphorus	21 ppm	*******	*******	*******	*******
Potassium					
Chloride					
Sulfur					
Boron					
Zinc					
Iron					
Manganese					
Copper					
Magnesium					
Calcium					
Sodium					
Org.Matter					
Carbonate(CCE)					
Sol. Salts					

1st Crop Choice			2nd Crop Choice			3rd Crop Choice		
YIELD GOAL			YIELD GOAL			YIELD GOAL		
SUGGESTED GUIDELINES			SUGGESTED GUIDELINES			SUGGESTED GUIDELINES		
LB/ACRE		APPLICATION	LB/ACRE		APPLICATION	LB/ACRE		APPLICATION
N			N			N		
P_2O_5			P_2O_5			P_2O_5		
K_2O			K_2O			K_2O		
Cl			Cl			Cl		
S			S			S		
B			B			B		
Zn			Zn			Zn		
Fe			Fe			Fe		
Mn			Mn			Mn		
Cu			Cu			Cu		
Mg			Mg			Mg		
Lime			Lime			Lime		

Soil pH	Buffer pH	Cation Exchange Capacity	% Base Saturation (Typical Range)				
			% Ca	% Mg	% K	% Na	% H

Soil Analysis by Agvise Laboratories
(http://www.agvise.com)
Northwood: (701) 587-6010
Benson: (320) 843-4109

SOIL TEST REPORT

FIELD ID **JD16**
SAMPLE ID **GB1 South**
FIELD NAME
COUNTY
TWP RANGE
SECTION QTR ACRES **0**
PREV. CROP

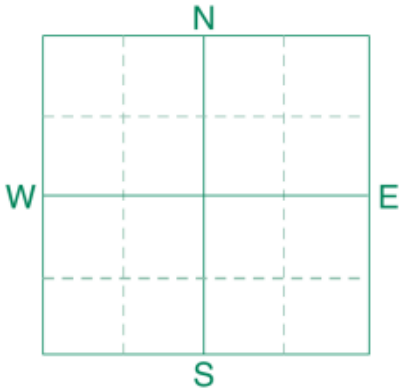

SUBMITTED FOR:
Jason Dobbin

SUBMITTED BY: **DE4293**
DELTA AG SERVICES
38165 B HWY 1 WEST
PORTAGE LA PRAIRIE, MB R1N 4A8

REF # **5656156** BOX # **826**
LAB # **NW21383**

Date Sampled Date Received **04/26/2025** Date Reported **04/28/2025**

Nutrient In The Soil		Interpretation			
		VLow	Low	Med	High
Nitrate					
Olsen Phosphorus	19 ppm	******	******	******	******
Potassium					
Chloride					
Sulfur					
Boron					
Zinc					
Iron					
Manganese					
Copper					
Magnesium					
Calcium					
Sodium					
Org.Matter					
Carbonate(CCE)					
Sol. Salts					

1st Crop Choice			2nd Crop Choice			3rd Crop Choice		
YIELD GOAL			YIELD GOAL			YIELD GOAL		
SUGGESTED GUIDELINES			SUGGESTED GUIDELINES			SUGGESTED GUIDELINES		
LB/ACRE		APPLICATION	LB/ACRE		APPLICATION	LB/ACRE		APPLICATION
N			N			N		
P_2O_5			P_2O_5			P_2O_5		
K_2O			K_2O			K_2O		
Cl			Cl			Cl		
S			S			S		
B			B			B		
Zn			Zn			Zn		
Fe			Fe			Fe		
Mn			Mn			Mn		
Cu			Cu			Cu		
Mg			Mg			Mg		
Lime			Lime			Lime		

Soil pH	Buffer pH	Cation Exchange Capacity	% Base Saturation (Typical Range)				
			% Ca	% Mg	% K	% Na	% H

Soil Analysis by Agvise Laboratories
(http://www.agvise.com)
Northwood: (701) 587-6010
Benson: (320) 843-4109

SOIL TEST REPORT

FIELD ID **JD17**
SAMPLE ID **GgB1**
FIELD NAME
COUNTY
TWP **9** RANGE **10**
SECTION **16** QTR **NW** ACRES **166**
PREV. CROP **Corn-Grain**

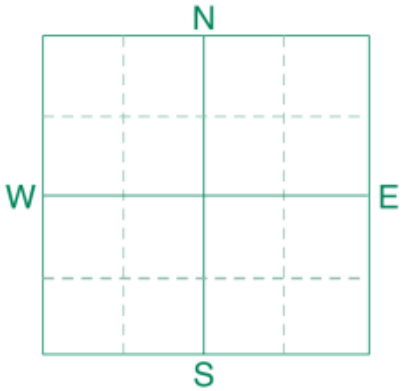

SUBMITTED FOR:
Jason Dobbin

SUBMITTED BY: **DE4293**
DELTA AG SERVICES
38165 B HWY 1 WEST
PORTAGE LA PRAIRIE, MB R1N 4A8

REF # **5650847** BOX # **1172**
LAB # **NW26549**

Date Sampled | Date Received **05/06/2025** | Date Reported **05/07/2025**

Nutrient In The Soil		Interpretation			
		VLow	Low	Med	High
Nitrate					
Olsen Phosphorus	31 ppm	*******	*******	*******	*******
Potassium					
Chloride					
Sulfur					
Boron					
Zinc					
Iron					
Manganese					
Copper					
Magnesium					
Calcium					
Sodium					
Org.Matter					
Carbonate(CCE)					
Sol. Salts					

1st Crop Choice			2nd Crop Choice			3rd Crop Choice		
YIELD GOAL			YIELD GOAL			YIELD GOAL		
SUGGESTED GUIDELINES			SUGGESTED GUIDELINES			SUGGESTED GUIDELINES		
LB/ACRE		APPLICATION	LB/ACRE		APPLICATION	LB/ACRE		APPLICATION
N			N			N		
P_2O_5			P_2O_5			P_2O_5		
K_2O			K_2O			K_2O		
Cl			Cl			Cl		
S			S			S		
B			B			B		
Zn			Zn			Zn		
Fe			Fe			Fe		
Mn			Mn			Mn		
Cu			Cu			Cu		
Mg			Mg			Mg		
Lime			Lime			Lime		

Soil pH	Buffer pH	Cation Exchange Capacity	% Base Saturation (Typical Range)				
			% Ca	% Mg	% K	% Na	% H

Soil Analysis by Agvise Laboratories
(http://www.agvise.com)
Northwood: (701) 587-6010
Benson: (320) 843-4109

SOIL TEST REPORT

FIELD ID **Dobbin Lower (JD18A)**
SAMPLE ID **B**
FIELD NAME
COUNTY
TWP RANGE
SECTION QTR ACRES **0**
PREV. CROP

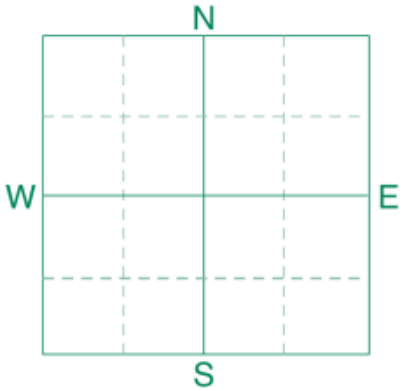

SUBMITTED FOR:
Robertson Farms

SUBMITTED BY: **DE4293**
DELTA AG SERVICES
38165 B HWY 1 WEST
PORTAGE LA PRAIRIE, MB R1N 4A8

REF # **3841733** BOX # **5981**
LAB # **NW141128**

Date Sampled Date Received **10/09/2022** Date Reported **10/11/2022**

Nutrient In The Soil		Interpretation (VLow / Low / Med / High)
Nitrate 0-6"	30 lb/acre	******
Nitrate 6-24"	21 lb/acre	******
Nitrate 0-24''	51 lb/acre	
Phosphorus Olsen	11 ppm	******
Potassium	251 ppm	******
Chloride 0-24''	4 lb/acre	*
Sulfur 0-6"	42 lb/acre	******
Sulfur 6-24"	48 lb/acre	******
Boron	1.2 ppm	******
Zinc	2.14 ppm	******
Iron	25.7 ppm	******
Manganese	3.2 ppm	******
Copper	0.77 ppm	******
Magnesium	340 ppm	******
Calcium	4432 ppm	******
Sodium	11 ppm	**
Org.Matter	4.9 %	******
Carbonate(CCE)	3.8 %	******
Sol. Salts 0-6"	0.53 mmho/cm	******
Sol. Salts 6-24"	0.4 mmho/cm	******

	1st Crop Choice		2nd Crop Choice		3rd Crop Choice	
YIELD GOAL						
SUGGESTED GUIDELINES						
	LB/ACRE	APPLICATION	LB/ACRE	APPLICATION	LB/ACRE	APPLICATION
N						
P_2O_5						
K_2O						
Cl						
S						
B						
Zn						
Fe						
Mn						
Cu						
Mg						
Lime						

Soil pH	Buffer pH	Cation Exchange Capacity	% Base Saturation (Typical Range)				
			% Ca	% Mg	% K	% Na	% H
0-6" **7.9** 6-24" **8.1**		**25.7 meq**	(65-75) **86.3**	(15-20) **11.0**	(1-7) **2.5**	(0-5) **0.2**	(0-5) **0.0**

General Comments: Soil texture is not estimated on high pH soils.

Soil Analysis by Agvise Laboratories
(http://www.agvise.com)
Northwood: (701) 587-6010
Benson: (320) 843-4109

SOIL TEST REPORT

FIELD ID **JD18**
SAMPLE ID **GgB1**
FIELD NAME
COUNTY
TWP **9** RANGE **10**
SECTION **17** QTR **SE** ACRES **27.5**
PREV. CROP **Canola-bu**

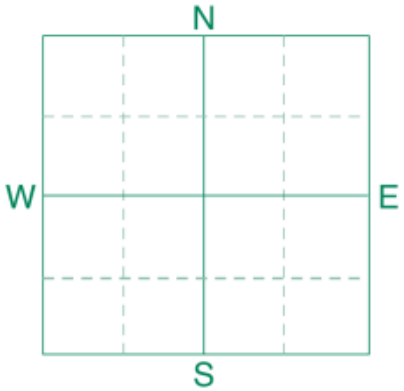

SUBMITTED FOR:
Jason Dobbin

SUBMITTED BY: **DE4293**
DELTA AG SERVICES
38165 B HWY 1 WEST
PORTAGE LA PRAIRIE, MB R1N 4A8

REF # **5650848** BOX # **837**
LAB # **NW21358**

Date Sampled Date Received **04/26/2025** Date Reported **04/28/2025**

Nutrient In The Soil		Interpretation VLow	Low	Med	High
Nitrate					
Olsen Phosphorus	19 ppm	******	******	******	******
Potassium					
Chloride					
Sulfur					
Boron					
Zinc					
Iron					
Manganese					
Copper					
Magnesium					
Calcium					
Sodium					
Org.Matter					
Carbonate(CCE)					
Sol. Salts					

1st Crop Choice			2nd Crop Choice			3rd Crop Choice		
YIELD GOAL			YIELD GOAL			YIELD GOAL		
SUGGESTED GUIDELINES			SUGGESTED GUIDELINES			SUGGESTED GUIDELINES		
LB/ACRE		APPLICATION	LB/ACRE		APPLICATION	LB/ACRE		APPLICATION
N			N			N		
P_2O_5			P_2O_5			P_2O_5		
K_2O			K_2O			K_2O		
Cl			Cl			Cl		
S			S			S		
B			B			B		
Zn			Zn			Zn		
Fe			Fe			Fe		
Mn			Mn			Mn		
Cu			Cu			Cu		
Mg			Mg			Mg		
Lime			Lime			Lime		

Soil pH	Buffer pH	Cation Exchange Capacity	% Base Saturation (Typical Range)				
			% Ca	% Mg	% K	% Na	% H

Soil Analysis by Agvise Laboratories
(http://www.agvise.com)
Northwood: (701) 587-6010
Benson: (320) 843-4109

SOIL TEST REPORT

FIELD ID **JD19**
SAMPLE ID **GgB1**
FIELD NAME
COUNTY
TWP **9** RANGE **11**
SECTION **15** QTR **SE** ACRES **16**
PREV. CROP **Barley-Feed**

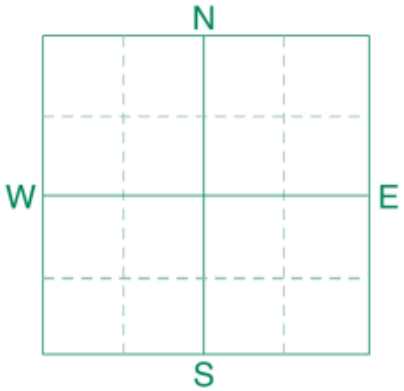

SUBMITTED FOR:
Jason Dobbin

SUBMITTED BY: **DE4293**
DELTA AG SERVICES
38165 B HWY 1 WEST
PORTAGE LA PRAIRIE, MB R1N 4A8

REF # **5650849** BOX # **837**
LAB # **NW21359**

Date Sampled Date Received **04/26/2025** Date Reported **04/28/2025**

Nutrient In The Soil		Interpretation			
		VLow	Low	Med	High
Nitrate					
Olsen Phosphorus	15 ppm	******	******	******	******
Potassium					
Chloride					
Sulfur					
Boron					
Zinc					
Iron					
Manganese					
Copper					
Magnesium					
Calcium					
Sodium					
Org.Matter					
Carbonate(CCE)					
Sol. Salts					

1st Crop Choice			2nd Crop Choice			3rd Crop Choice		
YIELD GOAL			YIELD GOAL			YIELD GOAL		
SUGGESTED GUIDELINES			SUGGESTED GUIDELINES			SUGGESTED GUIDELINES		
LB/ACRE		APPLICATION	LB/ACRE		APPLICATION	LB/ACRE		APPLICATION
N			N			N		
P_2O_5			P_2O_5			P_2O_5		
K_2O			K_2O			K_2O		
Cl			Cl			Cl		
S			S			S		
B			B			B		
Zn			Zn			Zn		
Fe			Fe			Fe		
Mn			Mn			Mn		
Cu			Cu			Cu		
Mg			Mg			Mg		
Lime			Lime			Lime		

Soil pH	Buffer pH	Cation Exchange Capacity	% Base Saturation (Typical Range)				
			% Ca	% Mg	% K	% Na	% H

Soil Analysis by Agvise Laboratories
(http://www.agvise.com)
Northwood: (701) 587-6010
Benson: (320) 843-4109

SOIL TEST REPORT

FIELD ID	**JD20B**				
SAMPLE ID	**GgB1**				
FIELD NAME					
COUNTY					
TWP	**9**		RANGE	**11**	
SECTION	**14**	QTR	**EH**	ACRES	**65**
PREV. CROP	**Barley-Feed**				

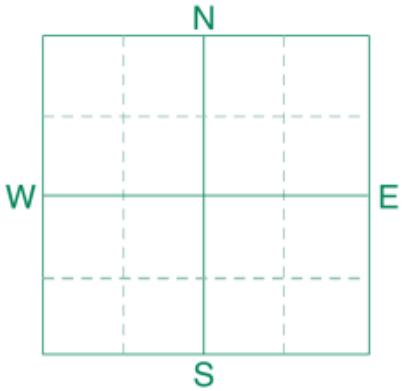

SUBMITTED FOR:
Jason Dobbin

SUBMITTED BY: **DE4293**
DELTA AG SERVICES
38165 B HWY 1 WEST
PORTAGE LA PRAIRIE, MB R1N 4A8

REF # **5650850** BOX # **826**
LAB # **NW21360**

Date Sampled | Date Received **04/26/2025** | Date Reported **04/28/2025**

Nutrient In The Soil		Interpretation VLow	Low	Med	High
Nitrate					
Olsen Phosphorus	**17 ppm**	******	******	******	******
Potassium					
Chloride					
Sulfur					
Boron					
Zinc					
Iron					
Manganese					
Copper					
Magnesium					
Calcium					
Sodium					
Org.Matter					
Carbonate(CCE)					
Sol. Salts					

1st Crop Choice			2nd Crop Choice			3rd Crop Choice		
YIELD GOAL			YIELD GOAL			YIELD GOAL		
SUGGESTED GUIDELINES			SUGGESTED GUIDELINES			SUGGESTED GUIDELINES		
LB/ACRE		APPLICATION	LB/ACRE		APPLICATION	LB/ACRE		APPLICATION
N			N			N		
P_2O_5			P_2O_5			P_2O_5		
K_2O			K_2O			K_2O		
Cl			Cl			Cl		
S			S			S		
B			B			B		
Zn			Zn			Zn		
Fe			Fe			Fe		
Mn			Mn			Mn		
Cu			Cu			Cu		
Mg			Mg			Mg		
Lime			Lime			Lime		

Soil pH	Buffer pH	Cation Exchange Capacity	% Base Saturation (Typical Range)				
			% Ca	% Mg	% K	% Na	% H

Soil Analysis by Agvise Laboratories
(http://www.agvise.com)
Northwood: (701) 587-6010
Benson: (320) 843-4109

SOIL TEST REPORT

FIELD ID **JD22**
SAMPLE ID **GgB1**
FIELD NAME
COUNTY
TWP **9** RANGE **11**
SECTION **12** QTR **NW** ACRES **30**
PREV. CROP **Barley-Feed**

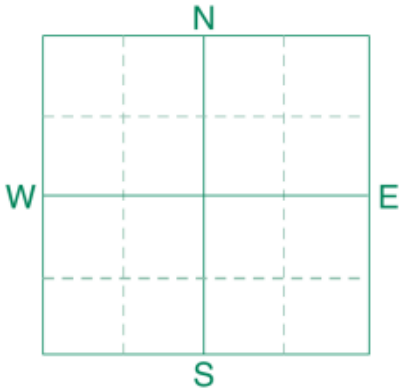

SUBMITTED FOR:
Jason Dobbin

SUBMITTED BY: **DE4293**
DELTA AG SERVICES
38165 B HWY 1 WEST
PORTAGE LA PRAIRIE, MB R1N 4A8

REF # **5650884** BOX # **826**
LAB # **NW21364**

Date Sampled Date Received **04/26/2025** Date Reported **04/28/2025**

Nutrient In The Soil		Interpretation			
		VLow	Low	Med	High
Nitrate					
Olsen Phosphorus	19 ppm	*******	*******	*******	*******
Potassium					
Chloride					
Sulfur					
Boron					
Zinc					
Iron					
Manganese					
Copper					
Magnesium					
Calcium					
Sodium					
Org.Matter					
Carbonate(CCE)					
Sol. Salts					

1st Crop Choice			2nd Crop Choice			3rd Crop Choice		
YIELD GOAL			YIELD GOAL			YIELD GOAL		
SUGGESTED GUIDELINES			SUGGESTED GUIDELINES			SUGGESTED GUIDELINES		
LB/ACRE		APPLICATION	LB/ACRE		APPLICATION	LB/ACRE		APPLICATION
N			N			N		
P_2O_5			P_2O_5			P_2O_5		
K_2O			K_2O			K_2O		
Cl			Cl			Cl		
S			S			S		
B			B			B		
Zn			Zn			Zn		
Fe			Fe			Fe		
Mn			Mn			Mn		
Cu			Cu			Cu		
Mg			Mg			Mg		
Lime			Lime			Lime		

Soil pH	Buffer pH	Cation Exchange Capacity	% Base Saturation (Typical Range)				
			% Ca	% Mg	% K	% Na	% H

Soil Analysis by Agvise Laboratories
(http://www.agvise.com)
Northwood: (701) 587-6010
Benson: (320) 843-4109

SOIL TEST REPORT

FIELD ID	**JD23**				
SAMPLE ID	**Barley - GgB1**				
FIELD NAME					
COUNTY					
TWP	**9**	RANGE	**11**		
SECTION	**12**	QTR	**NE**	ACRES	**65**
PREV. CROP	**Barley**				

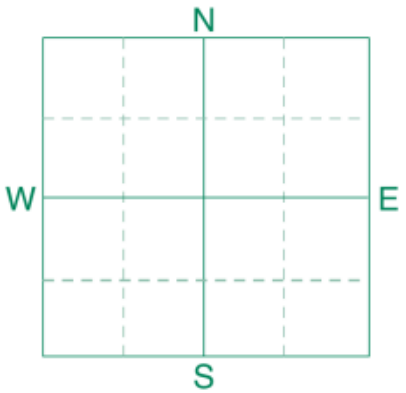

SUBMITTED FOR:
Jason Dobbin

SUBMITTED BY: **DE4293**
DELTA AG SERVICES
38165 B HWY 1 WEST
PORTAGE LA PRAIRIE, MB R1N 4A8

REF # **5650852** BOX # **837**
LAB # **NW21362**

Date Sampled | Date Received **04/26/2025** | Date Reported **04/28/2025**

Nutrient In The Soil		Interpretation			
		VLow	Low	Med	High
Nitrate					
Olsen Phosphorus	9 ppm	**********			
Potassium					
Chloride					
Sulfur					
Boron					
Zinc					
Iron					
Manganese					
Copper					
Magnesium					
Calcium					
Sodium					
Org.Matter					
Carbonate(CCE)					
Sol. Salts					

1st Crop Choice			2nd Crop Choice			3rd Crop Choice		
YIELD GOAL			YIELD GOAL			YIELD GOAL		
SUGGESTED GUIDELINES			SUGGESTED GUIDELINES			SUGGESTED GUIDELINES		
LB/ACRE		APPLICATION	LB/ACRE		APPLICATION	LB/ACRE		APPLICATION
N			N			N		
P_2O_5			P_2O_5			P_2O_5		
K_2O			K_2O			K_2O		
Cl			Cl			Cl		
S			S			S		
B			B			B		
Zn			Zn			Zn		
Fe			Fe			Fe		
Mn			Mn			Mn		
Cu			Cu			Cu		
Mg			Mg			Mg		
Lime			Lime			Lime		

Soil pH	Buffer pH	Cation Exchange Capacity	% Base Saturation (Typical Range)				
			% Ca	% Mg	% K	% Na	% H

Soil Analysis by Agvise Laboratories
(http://www.agvise.com)
Northwood: (701) 587-6010
Benson: (320) 843-4109

SOIL TEST REPORT

FIELD ID	**JD23**				
SAMPLE ID	**Sunflower - GgB1**				
FIELD NAME					
COUNTY					
TWP	**9**	RANGE	**11**		
SECTION	**12**	QTR	**NE**	ACRES	**23**
PREV. CROP	**Sunflower**				

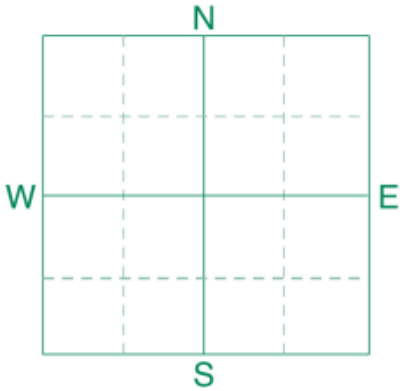

SUBMITTED FOR:
Jason Dobbin

SUBMITTED BY: **DE4293**
DELTA AG SERVICES
38165 B HWY 1 WEST
PORTAGE LA PRAIRIE, MB R1N 4A8

REF # **5650853** BOX # **837**
LAB # **NW21363**

Date Sampled | Date Received **04/26/2025** | Date Reported **04/28/2025**

Nutrient In The Soil		Interpretation			
		VLow	Low	Med	High
Nitrate					
Olsen Phosphorus	8 ppm	******	******		
Potassium					
Chloride					
Sulfur					
Boron					
Zinc					
Iron					
Manganese					
Copper					
Magnesium					
Calcium					
Sodium					
Org.Matter					
Carbonate(CCE)					
Sol. Salts					

1st Crop Choice			2nd Crop Choice			3rd Crop Choice		
YIELD GOAL			YIELD GOAL			YIELD GOAL		
SUGGESTED GUIDELINES			SUGGESTED GUIDELINES			SUGGESTED GUIDELINES		
LB/ACRE		APPLICATION	LB/ACRE		APPLICATION	LB/ACRE		APPLICATION
N			N			N		
P_2O_5			P_2O_5			P_2O_5		
K_2O			K_2O			K_2O		
Cl			Cl			Cl		
S			S			S		
B			B			B		
Zn			Zn			Zn		
Fe			Fe			Fe		
Mn			Mn			Mn		
Cu			Cu			Cu		
Mg			Mg			Mg		
Lime			Lime			Lime		

Soil pH	Buffer pH	Cation Exchange Capacity	% Base Saturation (Typical Range)				
			% Ca	% Mg	% K	% Na	% H

Soil Analysis by Agvise Laboratories
(http://www.agvise.com)
Northwood: (701) 587-6010
Benson: (320) 843-4109

SOIL TEST REPORT

FIELD ID **JD24**
SAMPLE ID **GgB1**
FIELD NAME
COUNTY
TWP **10** RANGE **11**
SECTION **35** QTR **SE** ACRES **140**
PREV. CROP **Wheat-Spring**

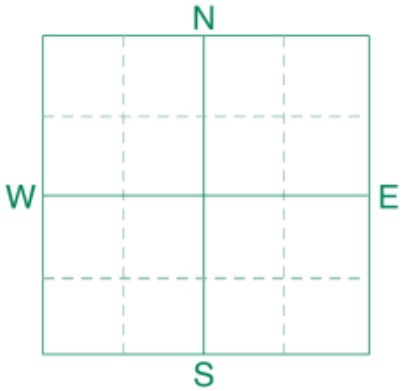

SUBMITTED FOR:
Jason Dobbin

SUBMITTED BY: **DE4293**
DELTA AG SERVICES
38165 B HWY 1 WEST
PORTAGE LA PRAIRIE, MB R1N 4A8

REF # **5650851** BOX # **826**
LAB # **NW21361**

Date Sampled | Date Received **04/26/2025** | Date Reported **04/28/2025**

Nutrient In The Soil		Interpretation			
		VLow	Low	Med	High
Nitrate					
Olsen Phosphorus	28 ppm	*******	*******	*******	*******
Potassium					
Chloride					
Sulfur					
Boron					
Zinc					
Iron					
Manganese					
Copper					
Magnesium					
Calcium					
Sodium					
Org.Matter					
Carbonate(CCE)					
Sol. Salts					

1st Crop Choice			2nd Crop Choice			3rd Crop Choice		
YIELD GOAL			YIELD GOAL			YIELD GOAL		
SUGGESTED GUIDELINES			SUGGESTED GUIDELINES			SUGGESTED GUIDELINES		
LB/ACRE		APPLICATION	LB/ACRE		APPLICATION	LB/ACRE		APPLICATION
N			N			N		
P_2O_5			P_2O_5			P_2O_5		
K_2O			K_2O			K_2O		
Cl			Cl			Cl		
S			S			S		
B			B			B		
Zn			Zn			Zn		
Fe			Fe			Fe		
Mn			Mn			Mn		
Cu			Cu			Cu		
Mg			Mg			Mg		
Lime			Lime			Lime		

Soil pH	Buffer pH	Cation Exchange Capacity	% Base Saturation (Typical Range)				
			% Ca	% Mg	% K	% Na	% H