

# **Industry, Economic Development and Mines**

# **Industrie, Développement économique et Mines**

---

**Annual Report  
2005 – 2006**

**Rapport annuel  
2005 - 2006**

---

**Manitoba**



His Honour the Honourable John Harvard, P.C., O.M.  
Lieutenant Governor of Manitoba  
Room 235, Legislative Building  
Winnipeg, Manitoba  
R3C 0V8

May it Please Your Honour:

I am pleased to present the Annual Report for the Department of Industry, Economic Development and Mines for the fiscal year ending March 31, 2006.

Respectfully submitted,

Jim Rondeau  
Minister

Son Honneur l'honorable John Harvard, C.P., O.M.  
Lieutenant-gouverneur du Manitoba  
Palais législatif, bureau 235  
Winnipeg (Manitoba) R3C 0V8

Monsieur le Lieutenant gouverneur,

J'ai le plaisir de présenter à Votre Honneur le rapport annuel du ministère de l'Industrie, du Développement économique et des Mines pour l'exercice se terminant le 31 mars 2006.

Je vous prie d'agréer, Monsieur le Lieutenant-gouverneur, l'expression de mon profond respect.

Le ministre,

Jim Rondeau



**Industry, Economic  
Development and Mines**

Deputy Minister  
Winnipeg, Manitoba R3C 0V8

Honourable Jim Rondeau  
Minister of Industry, Economic Development and Mines  
Room 358, Legislative Building  
Winnipeg, Manitoba

Dear Minister:

I have the honour of presenting the Annual Report for the Department of Industry, Economic Development and Mines for the period April 1, 2005 to March 31, 2006.

The activities and efforts undertaken by the department with our industry partners support our vision of Manitoba obtaining an internationally competitive economy, with the best quality of life in the world.

The mission of the department is to work collaboratively with businesses, people and communities to: increase their capacity to succeed; enhance the competencies they need to prosper; raise their profiles, locally, nationally and internationally; and foster an environment that supports sustainable economic growth.

Departmental activities support the goals of the department and the overall objectives of the Manitoba Government. Working towards Manitoba's vision, I am pleased to profile a few outcomes achieved in 2005/06:

- The Canada/Manitoba Business Service Centre (C/MBSC) responded to approximately 38,000 walk-in/phone business and trade-related inquiries, with the C/MBSC website registering 495,000 visitors and receiving approximately 2 million requests for information. The Business Counselors of the Small Business Development Branch hosted approximately 5,300 client interactions during the year.
- The C/MBSC established two additional regional offices throughout Manitoba for a total of 34 regional C/MBSC offices. This includes 12 C/MBSC regional offices which have a primary focus on Aboriginal Business Development.
- BizCoach Manitoba, a new initiative which provides small businesses and entrepreneurs access to business mentoring in partnership with the private sector was implemented. Business mentoring is provided on all business related topics including start-up, financial management, growth and expansion, sales, marketing, business succession and access to capital.
- Continued support of the e-Future Centre which provides the information small and medium sized enterprises need to enable them to be aware and adopt e-commerce and e-business technologies within their business. The e-Future Centre responded to approximately 700 e-business related inquiries.
- Over 700 participants attended the 28 three-day Business Start Workshops conducted throughout Manitoba, including eight workshops delivered in the rural and northern areas. Business Start workshops were delivered in Winnipeg, Brandon, Flin Flon, The Pas, Thompson, Eriksdale, Swan River and Killarney.

- The department has made advances in French language service delivery to our Francophone clients: Small Business Development Branch developed and delivered workshops and seminars in French with the three-day Business Start workshop being delivered at the St. Boniface Bilingual Service Centre.
- Work continued with Manitoba's industrial sectors to encourage expansion through the identification of new opportunities and the adoption of new technologies. Many sectors continued to face pressures brought on by the rising value of the Canadian dollar and increased off-shore competition. The aerospace sector began to show signs of recovery following the effects of 9/11.
- The Composite Innovation Centre at Smart Park continued to assist a wide range of our industries in the development of light weight, high-strength composite materials which are now essential for future products related to fuel efficient vehicles, civil infrastructure and a wide variety of other manufacturing and construction applications. Since its inception, the CIC have reviewed 57 projects with 10 now successfully completed and 33 remaining in progress or under further review.
- The Vehicle Technology Center (VTC) to which Industry Consulting Services Branch provides staff and infrastructure support continued to move forward with several projects. Formal approval and funding was obtained for an OEM-Supplier Development Program to provide some financial incentive to Original Equipment Manufacturers (OEM's) to partner with their supplier in the development of high technology products and services.
- Industry Consulting furthered its work with several partners and stakeholders commencing the implementation of a three year, \$4 million Advanced Manufacturing Initiative designed to assist local manufacturers to adopt the most advanced manufacturing methods and technologies to ensure their ongoing competitiveness.
- In its first full year of operations, the Advanced Manufacturing Initiative showed great progress. As of March 31, 2006, 1,923 employee from Manitoba's manufacturers participated in over 20,000 hours of AMI activities. Industry has paid cash \$452,500 and contributed in-kind over \$1.4 million, exceeding expectations.
- Since the launch of the *Provincial Nominee Program for Business* (PNP-B) in October 2000, over 1,162 applications have been received, with 764 approvals to date. The average proposed investment in 2005/06 was \$362,043. This level of investment is expected to climb. Prior to the launch of the Program, Manitoba was receiving 10 to 15 business immigrants per year, each one investing an average of \$100,000.00.
- The PNP-B reports, since inception that 101 new businesses have started in Manitoba with an investment of over \$54 million.
- In September 2005 Mines Branch staff issued a Potash Exploration Permit in Western Manitoba covering an area in excess of 45,000 hectares. The Potash Exploration Permit issued to Agrium Inc. of Calgary is for a term of 5 years and grants the exclusive rights to the permittee to conduct exploration activities on Crown mineral lands. This permit is the first significant interest shown in Manitoba's potash sector in over 20 years.
- Under the Manitoba Orphan and Abandoned Mine Site Program (OAMSP), expenditures for 2005/06 totalled \$1,355,282. The work carried out included a shaft capping in Bissett; the fencing of open holes and engineering services to develop a rehabilitation plan for the Sherridon mine site; 50% of the costs incurred by Viridian for rehabilitation work carried out at Lynn Lake as per the Memorandum of Understanding; inspection of Crown-owned orphan and abandoned mine sites in the Bissett area; and reimbursement of Hudson Bay Mining & Smelting for additional rehabilitation work and Metal Mining Effluent Regulation (MMER) monitoring at the Ruttan mine site.
- Under the Pits and Quarries Rehabilitation Program, over 88 projects were completed at a cost of \$1.4 million. This is a highly successful program that contributes significantly to the economy of small rural communities by providing employment opportunities to local people.
- The first phase of the Mines Branch business enhancement project to integrate all Branch computer applications, implement map staking, develop a web interface for mineral title administration and enhance client service was completed in March 2005. In 2006/07 the next phase will begin involving systems analysis and development and further client consultation.

- New geological mapping in the Superior Boundary Zone and Thompson Nickel Belt has provided important information on the potential for nickel and gold deposits in the Thompson region. Geoscience studies in the Bissett and Lynn Lake areas provided data on gold and platinum group metal deposits near those communities, while collaborative initiatives with the Geological Survey of Canada involved a range of studies in the Thompson and Flin Flon regions. In addition, new geological mapping began in Manitoba's Far North, to provide basic geoscience knowledge in an area with high mineral potential.
- The Geological Survey of Canada's second Targeted Geoscience Initiative (TGI 2) ended in March 2005, but wrap-up work continued in the Williston Basin project and follow-up investigations continued in the Trans-Hudson-Superior Margin Metalloctect project. A third, five-year TGI was announced in the February 2005 federal budget. Planning and initial activities for a major TGI 3 project in the Flin Flon-Snow Lake-Leaf Rapids-Lynn Lake-La Ronge-Creighton area are in progress. One of the first products, an aeromagnetic survey of the western Thompson Nickel Belt, was funded by the GSC and completed in early 2006.
- Partnerships and collaborative projects continue to expand the ability of the Manitoba Geological Survey (MGS) to provide a wide range of geoscience programs in Manitoba. In 2005/06, MGS was involved in approximately 50 individual partnered programs, involving the federal government, other provincial governments, the mineral industry and several universities. These projects generated approximately \$1.5 million toward geoscience funding in the province and mentored the next generation of geoscientists, including three Post-doctoral Fellows, four Ph.D. students, five M.Sc. students and two B.Sc. Honours students.
- The annual Manitoba Mining and Minerals Convention hosted 800 industry participants, reflecting the mining sector's vibrant presence in Manitoba. The Convention provided a venue for participants to learn of the latest government geological information releases, exploration and mining services and business opportunities.
- Under the Mineral Exploration Assistance Program (MEAP), 82 applications were approved that proposed over \$48 million in exploration expenditures. Under the Manitoba Prospectors Assistance Program (MPAP), 7 prospecting programs were completed that generated prospecting expenditures of close to \$87,000.
- The department proactively promoted Manitoba's mineral investment advantages at a number of industry meetings including the Prospectors and Developers Association of Canada Convention in Toronto, the Mineral Exploration Roundup in Vancouver and the San Francisco Gold Conference.
- Major outreach activities were undertaken with the mineral education initiatives such as the Manitoba Mining and Minerals Convention Schools Program, National Engineering and Geoscience Week at St. Vital Mall, and Provincial Mining Week. The free activities drew more than 3,742 visitors from the public and the school tours program.
- The Prospector Training program, conducted through the University College of the North (UCN), was a joint initiative in 2005 between the department, the University College of the North, Assembly of Manitoba Chiefs, Mining Association of Manitoba, Manitoba Prospectors and Developer Association and Indian and Northern Affairs Canada. In November 2005, 11 students graduated from the Prospector Training and Business of Prospecting sessions.
- In 2005, petroleum industry spending in Manitoba increased by 108% to \$243 million. A total of 70 exploratory and 215 development wells were drilled with a drilling success rate of 96%. Provincial revenue from taxes, royalties, and administration of Crown owned oil and gas rights and fees added \$16 million to the Provincial Treasury for 2005/06.
- Bill 21, the Oil and Gas Amendment and Oil and Gas Production Tax Amendment Act received first reading in March 2005 and is awaiting proclamation. The bill addresses a number of issues that have arisen since the Acts were introduced in 1994 and includes provisions that enhance environmental protection, strengthen enforcement, streamline administration and encourage oil and gas exploration and development. Regulations needed to implement the provisions of Bill 21 are under development with consultation planned for the fall of 2006 and proclamation before year end.
- The Sinclair Field located 35 km southwest of Virden, continued to contribute to the largest portion of Manitoba's drilling activity with 203 wells during 2005. Sinclair's 2005 production of 184,027.6 m<sup>3</sup> contributed 22.7% to Manitoba's total oil production. Development of the Sinclair Field has resulted in significant benefits to landowners, oil and gas rights owners and all levels of government.

The department supports the Principles and Guidelines set out in The Sustainable Development Act. Sustainable development initiatives undertaken within the operation of the department's programs are: minimizing waste through the efficient use of office supplies and recycling; increased utilization of the internet to communicate and disseminate information to our internal and external clients; delivery of a variety of workshops, seminars, business counseling sessions and research assistance suitable for use by businesses involved with the production/delivery of environmental products and services; and participation on various sustainable development committees and working groups such as the Code of Practice; Financial Management and Sustainability Reporting teams.

The Petroleum Branch has implemented an internal policy that gasohol should be utilized as the fuel of choice for inspection vehicles, where available. During 2005/06, 41.7% of the fuel used by the Branch was gasohol.

The department will continue to undertake initiatives and strategic planning that will contribute to the success of Manitoba business expansion, job growth and mineral investment.

Respectfully submitted,

Hugh Eliasson







**Industrie, Développement  
économique et Mines**  
Deputy Minister  
Winnipeg, Manitoba R3C 0V8

L'honorable Jim Rondeau  
Ministre de l'Industrie, du Développement économique et des Mines  
Palais législatif, bureau 358  
Winnipeg (Manitoba)

Monsieur le Ministre,

J'ai l'honneur de vous présenter le rapport annuel du ministère de l'Industrie, du Développement économique et des Mines pour la période allant du 1<sup>er</sup> avril 2005 au 31 mars 2006.

Les activités et les efforts du ministère, en collaboration avec ses partenaires du secteur, viennent appuyer notre vision pour le Manitoba, à savoir une économie concurrentielle à l'échelle internationale et assortie de la meilleure qualité de vie au monde.

Le ministère a pour mission de collaborer avec les entreprises, la population et les collectivités afin d'accroître leur capacité de réussite, d'améliorer les compétences nécessaires à leur prospérité, de mieux les faire connaître à l'échelle locale, nationale et internationale, et de favoriser un climat propice à une croissance économique durable.

Les activités ministérielles appuient les objectifs du ministère et de l'ensemble du gouvernement du Manitoba. Aussi, permettez-moi de vous présenter un bref aperçu de quelques-unes de nos réalisations qui, au cours de l'exercice 2005-2006, ont contribué à la concrétisation de notre vision pour le Manitoba :

- Le Centre de services aux entreprises Canada-Manitoba a répondu à environ 38 000 demandes de renseignements en personne ou par téléphone concernant les entreprises et le commerce, tandis que son site Web a enregistré 495 000 visiteurs et reçu environ 2 millions de demandes d'information. Les conseillers en affaires de la Direction du développement des petites entreprises ont été en rapport avec quelque 5 300 clients pendant l'année.
- Le Centre de services aux entreprises Canada-Manitoba a créé deux autres bureaux régionaux dans la province, ce qui en porte le nombre total à 34. Sur ce total, 12 bureaux régionaux mettent principalement l'accent sur le développement des entreprises autochtones.
- BizCoach Manitoba, nouvelle initiative qui permet aux petites entreprises et aux entrepreneurs de bénéficier d'un mentorat d'affaires en partenariat avec le secteur privé, a été lancée. Le mentorat d'affaires est offert sur tous les sujets relatifs aux entreprises, y compris le démarrage, la gestion financière, la croissance et l'expansion, les ventes, le marketing, la succession d'entreprise et l'accès aux capitaux.
- L'appui continu du Centre du cyberfutur du Manitoba aux cyber-entreprises permet de fournir aux petites et moyennes entreprises (PME) les renseignements dont elles ont besoin pour connaître et adopter les technologies du cyber-commerce et du cyber-entreprises. Le Centre du cyberfutur a répondu à quelque 700 demandes de renseignements sur le cyber-commerce.
- Plus de 700 personnes ont participé aux 28 ateliers de trois jours du programme Lancement d'entreprises organisés dans toute la province, dont huit dans les régions rurales et du Nord. Des ateliers ont ainsi eu lieu à Winnipeg, à Brandon, à Flin Flon, à Le Pas, à Thompson, à Eriksdale, à Swan River et à Killarney.
- Le ministère a amélioré les services en langue française offerts à ses clients francophones. La Direction du développement des petites entreprises a préparé et offert des ateliers et des séminaires en français, dont un atelier de trois jours sur le lancement d'entreprises au Centre de services bilingues de Saint-Boniface.

- Le ministère a continué de collaborer avec les secteurs industriels du Manitoba pour encourager leur expansion, en trouvant de nouvelles possibilités et en adoptant de nouvelles technologies. Nombre de secteurs étaient encore confrontés aux pressions dues à l'appréciation du dollar canadien et à la concurrence étrangère accrue. Le secteur aérospatial, touché par les retombées des attentats du 11 septembre 2001, a commencé à montrer des signes de redressement.
- Le Composite Innovation Centre, situé dans le parc technologique Smart Park, a continué d'appuyer quantité de nos industries dans la mise au point de matériaux composites légers à haute résistance, devenus essentiels dans la fabrication de produits futurs destinés aux véhicules à faible consommation de carburant, aux infrastructures civiles et à de très diverses autres applications dans la fabrication et la construction. Depuis son ouverture, le CIC a examiné 57 projets, dont 10 ont maintenant été menés à bien, 33 autres étant en cours ou faisant l'objet d'un examen complémentaire.
- Le Centre de technologie des transports (CTT), auquel les Services d'experts-conseils fournissent un soutien au personnel et en matière d'infrastructure, a continué d'avancer dans plusieurs projets. Une approbation officielle et un financement ont été obtenus pour un programme de développement destiné aux équipementiers/fournisseurs qui vise à les encourager financièrement à s'associer à leur fournisseur dans la mise au point de produits et de services de haute technologie.
- Les Services d'experts-conseils ont poursuivi les travaux entrepris avec plusieurs partenaires et intervenants et mis en œuvre l'Initiative de fabrication avancée (IFA), dotée de 4 millions de dollars sur trois ans et destinée à aider des fabricants locaux à adopter les méthodes et les technologies de fabrication les plus avancées pour rester compétitifs.
- Dans sa première année d'existence complète, l'IFA a beaucoup progressé. Au 31 mars 2006, 1 923 employés de fabricants manitobains avaient participé à plus de 20 000 heures d'activités de l'IFA. L'industrie a payé 452 500 \$ plus une contribution en nature de plus de 1,4 million de dollars, ce qui dépasse les attentes.
- Depuis le lancement du Programme des candidats des provinces pour les gens d'affaires, en octobre 2000, plus de 1 162 candidatures ont été reçues et 764 ont été approuvées à ce jour. La moyenne de l'investissement proposé en 2005-2006 s'élevait à 362 043 \$, chiffre qui devrait augmenter. Avant le lancement du programme, le Manitoba recevait de 10 à 15 immigrants d'affaires par an, chacun investissant en moyenne 100 000 \$.
- D'après les chiffres du Programme des candidats des provinces pour les gens d'affaires, depuis son lancement, 101 entreprises ont été créées au Manitoba, pour un investissement total de plus de 54 millions de dollars.
- En septembre 2005, le personnel de la Direction des mines a délivré un permis de prospection de la potasse dans l'Ouest du Manitoba, sur un territoire de plus de 45 000 hectares. Ce permis, accordé à Agrium Inc., de Calgary, pour une durée de cinq ans, lui donne des droits de prospection exclusifs sur des terrains miniers de la Couronne. Il s'agit du premier réel intérêt manifesté pour le secteur manitobain de la potasse en plus de 20 ans.
- Dans le cadre de son Programme pour les mines orphelines/abandonnées, le Manitoba a dépensé 1 355 282 \$ en 2005-2006. Parmi les travaux réalisés, il y a eu le bouchage de puits à Bissett; la pose de clôtures autour de trous ouverts et des services d'ingénierie pour préparer un plan de remise en état du site minier de Sherridon; 50 % des frais engagés par Viridian pour remettre en état le site de Lynn Lake, comme le prévoit le protocole d'entente; l'inspection de sites miniers de la Couronne orphelins ou abandonnés dans la région de Bissett; et le remboursement d'Hudson Bay Mining & Smelting pour les travaux de remise en état supplémentaires et la surveillance du site minier de Ruttan, en application du Règlement sur les effluents des mines de métaux (REMM).
- Dans le cadre du Programme de remise en état des carrières et des sablières, plus de 88 projets ont été terminés au coût de 1,4 million de dollars. Ce programme très fructueux contribue sensiblement à l'économie des petites collectivités rurales en offrant des possibilités d'emploi à la population locale.
- Le premier volet du projet d'amélioration du fonctionnement de la Direction des mines visant à intégrer toutes ses applications informatiques, à mettre en œuvre le jalonnement sur carte, à développer une interface Web pour l'administration des titres miniers et à mieux servir la clientèle s'est terminé en mars 2005. En 2006-2007, le prochain volet commencera par une analyse et un développement des systèmes, et comprendra une poursuite des consultations avec les clients.

- Une nouvelle cartographie géologique dans la zone bordière supérieure et de la ceinture nickélicifère de Thompson a permis de réunir des renseignements importants sur le potentiel de gisements de nickel et d'or dans la région de Thompson. Des études géoscientifiques dans la région de Bissett et de Lynn Lake ont apporté des données sur des gisements métalliques des groupes de l'or et du platine près de ces localités, tandis que figuraient parmi les initiatives menées en concertation avec la Commission géologique du Canada diverses études réalisées dans les régions de Thompson et de Flin Flon. De plus, une nouvelle cartographie géologique a commencé dans le Grand Nord manitobain, afin de réunir des connaissances géoscientifiques de base dans une région au potentiel minier élevé.
- La deuxième Initiative géoscientifique ciblée (IGC 2) de la Commission géologique du Canada s'est terminée en mars 2005, mais les travaux de dernière vérification se sont poursuivis dans le projet du bassin de Williston et des investigations de suivi ont continué dans le projet Métallotecte orogène trans-hudsonien-marge de la Province du lac Supérieur. Une troisième IGC de cinq ans a été annoncée dans le budget fédéral de février 2005. La planification et les activités initiales progressent pour un grand projet IGC 3 dans la région de Flin Flon-Snow Lake-Leaf Rapids-Lynn Lake-La Ronge-Creighton. La CGC a financé un des premiers produits, à savoir un levé aéromagnétique de la ceinture de nickel occidentale de Thompson qui a été terminé début 2006.
- Grâce à des partenariats et à des projets coopératifs, les Levés géologiques du Manitoba sont encore plus en mesure d'offrir une vaste gamme de programmes géoscientifiques dans la province. En 2005-2006, ils ont participé à une cinquantaine de programmes de partenariat en collaboration avec le gouvernement fédéral, avec d'autres gouvernements provinciaux, avec l'industrie minière et avec plusieurs universités. Ces projets ont généré environ 1,5 million de dollars pour le financement des programmes géoscientifiques dans la province et permis d'encadrer la prochaine génération de géoscientifiques, dont trois boursiers post-doctoraux, quatre étudiants en doctorat, cinq étudiants en maîtrise et deux bacheliers avec concentration en sciences.
- La Convention annuelle sur l'industrie minière et les minéraux du Manitoba a accueilli 800 participants de l'industrie, ce qui témoigne du dynamisme du secteur minier dans la province. La convention a été l'occasion pour les participants de prendre connaissance des toutes dernières publications d'information géologiques du gouvernement et de se renseigner sur les services de prospection et d'exploitation minières et sur les possibilités d'affaires.
- Dans le cadre du Programme d'aide à l'exploration minière (PAEM), 82 demandes de financement ont été approuvées, ce qui représentait plus de 48 millions de dollars en dépenses d'exploration. Dans le cadre du Programme d'aide à la prospection du Manitoba, sept programmes de prospection ont été menés à terme, pour des dépenses approchant les 87 000 \$.
- Le ministère a participé activement à la promotion des avantages de l'investissement minier au Manitoba à plusieurs réunions de l'industrie, y compris à la conférence de l'Association canadienne des prospecteurs et des entrepreneurs à Toronto, à la réunion annuelle sur l'exploration minière à Vancouver et à la conférence sur l'or à San Francisco.
- Des activités de promotion importantes ont été organisées dans le cadre des initiatives d'éducation dans le domaine minier, comme le programme scolaire de la Convention sur l'industrie minière et les minéraux du Manitoba, la Semaine nationale du génie et des géosciences au centre commercial de Saint-Vital et la Semaine provinciale du développement minier. Les activités gratuites ont attiré plus de 3 742 visiteurs du public et du programme de visites pédagogiques scolaires.
- Le programme de formation des prospecteurs, proposé en 2005 par l'intermédiaire du Collège universitaire du Nord (CUN), était une initiative commune entre le ministère, le CUN, l'Assemblée des chefs du Manitoba, la Mining Association of Manitoba, la Manitoba Prospectors and Developer Association et Affaires indiennes et du Nord Canada. En novembre 2005, 11 étudiants sont sortis diplômés du cours de formation des prospecteurs et du cours sur la prospection.
- En 2005, les dépenses de l'industrie pétrolière ont augmenté de 108 % au Manitoba, pour passer à 243 millions de dollars. En tout, 70 forages d'exploration et 215 puits de développement ont été forés, avec un taux de succès de 96 %. Les recettes provinciales tirées des taxes, des redevances et de l'administration de droits pétroliers et gaziers de la Couronne ont rapporté 16 millions de dollars supplémentaires au Trésor provincial en 2005-2006.



- Le projet de loi 21, Loi modifiant la *Loi sur le pétrole et le gaz naturel* et la *Loi de la taxe sur la production de pétrole et de gaz*, dont la première lecture a eu lieu en mars 2005, est en attente de proclamation. Il porte sur plusieurs questions apparues depuis l'adoption de ces lois en 1994 et comprend des dispositions qui renforcent la protection de l'environnement et l'application des lois, simplifie l'administration et encourage la prospection et l'exploitation pétrolières et gazières. La réglementation nécessaire pour appliquer les dispositions du projet de loi 21 est en préparation et des consultations sont prévues pour l'automne 2006, avec une proclamation avant la fin de l'année.
- Avec 203 puits en 2005, le champ Sinclair, situé à 35 km au Sud-Ouest de Virden, représente encore une grande partie de l'activité de forage dans la province. Sa production pour l'année, soit 184 027,6 m<sup>3</sup>, représentait 22,7 % de la production pétrolière globale du Manitoba. L'exploitation du champ Sinclair a beaucoup rapporté aux propriétaires fonciers, aux propriétaires de droits pétroliers et gaziers et à tous les paliers de gouvernement.

Le ministère appuie les principes et directives établis dans la *Loi sur le développement durable*. Dans le cadre de ses programmes, il mène les initiatives de développement durable suivantes : réduction des déchets par l'utilisation efficace des fournitures de bureau et le recyclage; utilisation accrue d'Internet pour communiquer et diffuser l'information aux clients internes et externes; divers ateliers, séminaires, séances de consultation et aide à la recherche à l'intention des entreprises participant à la production ou à la fourniture de produits et de services environnementaux; et participation à divers comités et groupes de travail sur le développement durable, comme ceux sur le code de pratique; et équipes sur la gestion financière et les rapports sur la durabilité.

La Direction des ressources pétrolières a mis en œuvre une politique interne d'utilisation du gazohol comme carburant privilégié pour les véhicules d'inspection, dans la mesure du possible. En 2005-2006, 41,7 % du carburant consommé par la Direction était du gazohol.

Le ministère continuera d'adopter des mesures et de procéder à une planification stratégique de manière à contribuer au succès du développement des entreprises, de la croissance de l'emploi et de l'investissement minier au Manitoba.

Le tout respectueusement soumis,

Hugh Eliasson

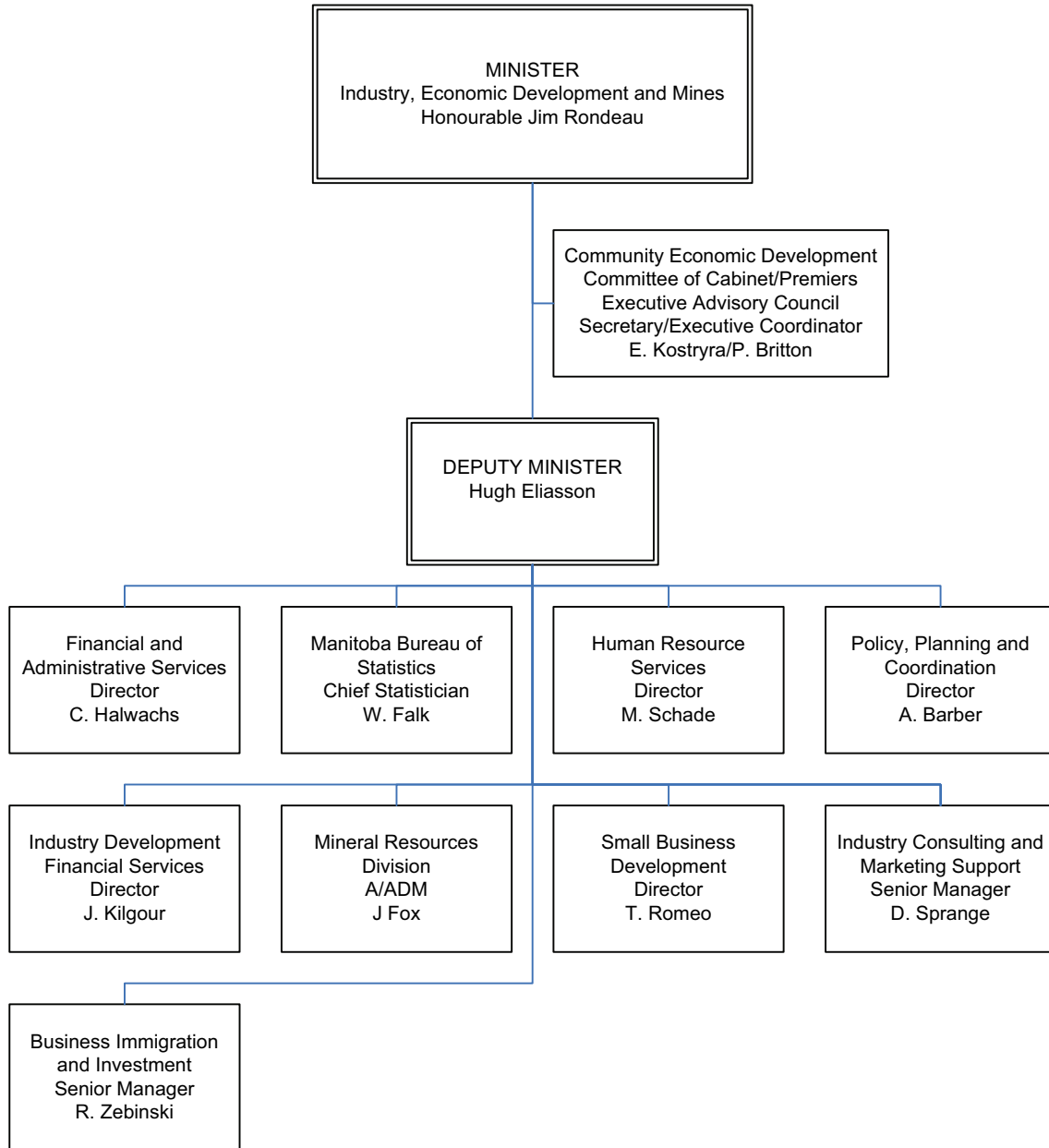
# TABLE OF CONTENTS

<b>Title</b>	<b>Page</b>
<b>Organization Chart</b>	<b>i</b>
<b>Organigramme</b>	<b>ii</b>
<b>Preface</b>	<b>1</b>
Introduction	1
Report Structure	1
Statutory Responsibilities	1
Sustainable Development	2
Organization	3
Role and Mission	3
<b>Avant-Propos</b>	<b>5</b>
Introduction	5
Structure du Rapport	5
Responsabilités Législatives	5
Développement Durable	6
Organisation	7
Rôle et Mission	7
<b>Administration and Finance</b>	<b>9</b>
Minister and Executive Support	9
Financial and Administrative Services	10
Policy, Planning and Coordination	13
Manitoba Bureau of Statistics	15
<b>Business Services</b>	<b>17</b>
Industry Development - Financial Services	17
Industry Consulting and Marketing Support	20
Small Business Development	24
Business Immigration and Investment	27
<b>Mineral Resources</b>	<b>28</b>
Manitoba Geological Survey	28
- Map – Location of Projects	33
- Mineral Industry Support Programs	36
- Mineral Exploration Assistance Program	36
- Manitoba Potash Project	38
- Acid Rain Abatement Program - Flin Flon	38
- Manitoba Prospectors Assistance Program	38
Mines	39
Petroleum	46
Boards and Commissions	52
<b>Community and Economic Development</b>	<b>53</b>
Community and Economic Development Committee	53
Premier's Economic Advisory Council	56
<b>Amortization of Capital Assets</b>	<b>58</b>

# TABLE OF CONTENTS

<b>Title</b>	<b>Page</b>
<b>Financial Information</b>	<b>59</b>
Reconciliation Statement	59
Expenditure Summary	60
Expenditures Summary Explanations	63
Revenue Summary by Source and Explanations	64
Five-Year Expenditure and Staffing Summary by Appropriation	65
<b>Performance Reporting</b>	<b>66</b>
<b>Appendices</b>	<b>71</b>
A. Associated Agencies	71
B. Summary of Business Assistance	72
C. Listing of Business Assistance	73
D. Mineral Resources Division Publications	76

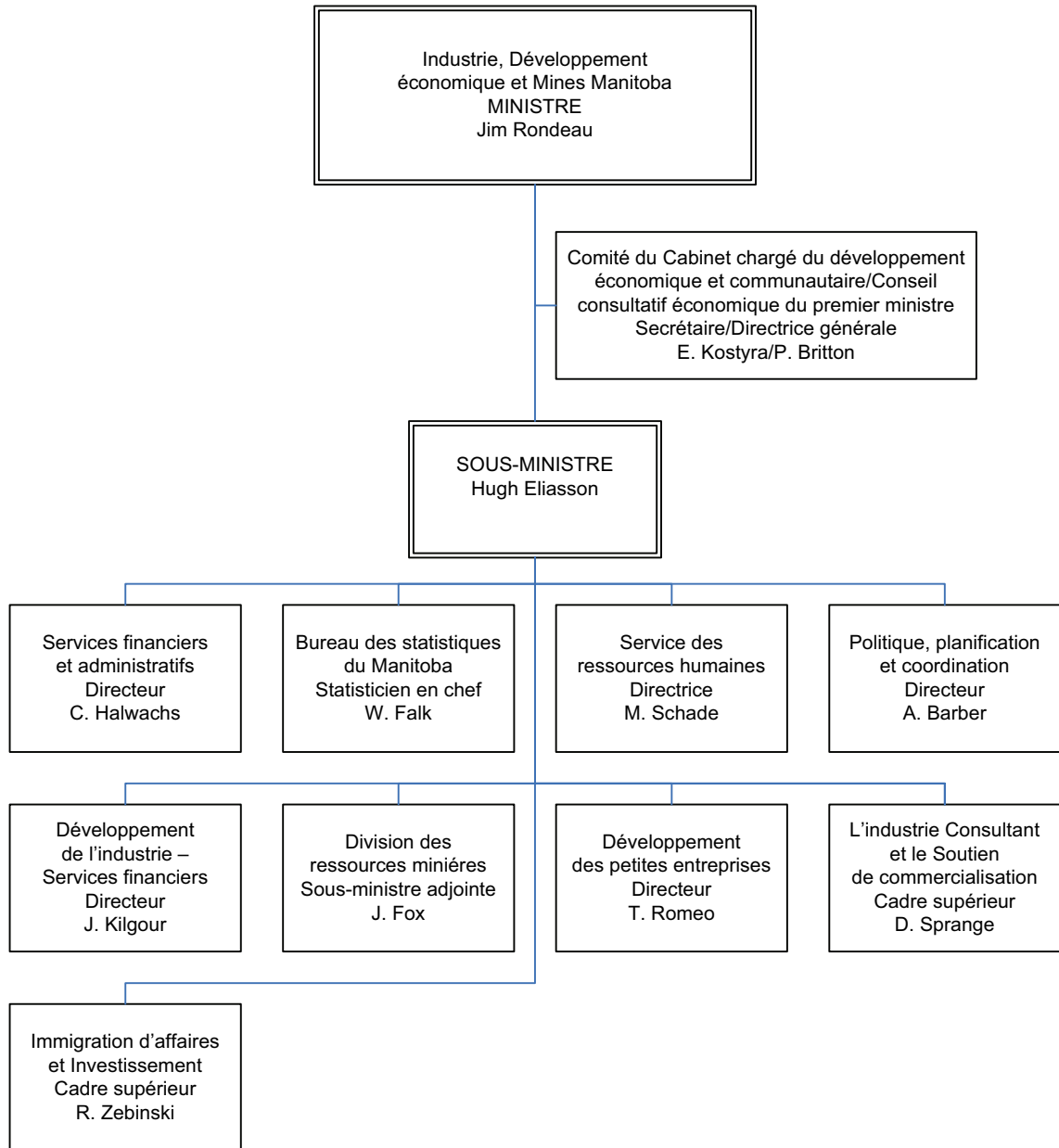
**INDUSTRY, ECONOMIC DEVELOPMENT AND MINES  
ORGANIZATION CHART  
EFFECTIVE MARCH 31, 2006**



NOT REFLECTED ON THIS CHART:  
THE MANITOBA MINING BOARD,  
THE SURFACE RIGHTS BOARD,  
THE MANITOBA DEVELOPMENT CORPORATION



**INDUSTRIE, DÉVELOPPEMENT ÉCONOMIQUE ET MINES MANITOBA  
ORGANIGRAMME  
EN VIGUEUR À COMPTER DU 31 MARS 2006**



NE SONT PAS INDIQUÉS DANS L'ORGANIGRAMME LES  
ORGANISMES SUIVANTS:  
LA COMMISSION DES MINES DU MANITOBA,  
LA COMMISSION DES DROITS DE SURFACE,  
LA SOCIÉTÉ DE DÉVELOPPEMENT DU MANITOBA

---

## **PREFACE**

### **REPORT STRUCTURE**

The Annual Report is organized in accordance with the department's appropriation structure as at April 2005 and in the Main Estimates of Expenditure for the Province. The Report includes financial performance and variance information at the main and sub-appropriation levels and information relating to the department's objectives and results at the sub-appropriation level. The Report also includes information about associated agencies, business assistance, revenue and expenditures, a five-year comparison of expenditures and a staffing analysis.

### **STATUTORY RESPONSIBILITIES**

The Minister of Industry, Economic Development and Mines is responsible for the following:

The Crocus Investment Fund Act  
The Design Institute Act  
The Development Corporation Act  
The Electronic Commerce and Information Act (except Part 5)  
The Gas Pipe Line Act  
The Gas Allocation Act  
The Greater Winnipeg Gas Distribution Act (S.M. 1988-89, c. 40)  
The Income Tax Act (sections 7.5 to 7.10)  
The Labour-Sponsored Venture Capital Corporations Act  
The Mines and Minerals Act  
The Mining and Metallurgy Compensation Act  
The Oil and Gas Act  
The Oil and Gas Production Tax Act  
The Statistics Act  
The Surface Rights Act

Schedule "L", Order-In-Council 404/2004; and  
Schedule "R", Order-In-Council 404/2004

---

## **SUSTAINABLE DEVELOPMENT**

The department is committed to the Principles and Guidelines set out in The Sustainable Development Act and works to have them incorporate in department activities, programs and business practices.

The Principles and Guidelines of Sustainable Development are:

1. Integration of Environmental and Economic Decisions
2. Stewardship
3. Shared Responsibility and Understanding
4. Prevention
5. Conservation and Enhancement
6. Rehabilitation and Reclamation
7. Global Responsibility
8. Efficient uses of Resources
9. Public Participation
10. Access to Information
11. Integrated Decision Making and Planning
12. Waste Minimization and Substitution
13. Research and Innovation.

The Sustainable Development Procurement Goals:

14. Education, Training and Awareness
15. Pollution Prevention and Human Health Protection
16. Reduction of Fossil Fuel Emissions
17. Resource Conservation
18. Community Economic Development

---

## **ORGANIZATION**

The department's 2005/06 organization structure is illustrated in the Organization Chart, page i. The Vision, Mission, Critical Priorities, roles, responsibilities and staffing are outlined in the following information.

## **ROLE AND MISSION**

The Vision of Industry, Economic Development and Mines is: ***An internationally competitive economy, with the best quality of life in the world.***

The Mission of Manitoba Industry, Economic Development and Mines is to work collaboratively with businesses, people and communities to:

- increase their capacity to succeed;
- enhance the competencies they need to prosper;
- raise their profiles, locally, nationally and internationally; and
- foster an environment that supports sustainable economic growth.

## **CRITICAL PRIORITIES**

In pursuit of the vision the department has identified the following Critical Priorities:

- productivity and competitiveness;
- international economic opportunities
- community capacity
- sustainable resource development (Stewardship)

Productivity and Competitiveness

- *Create an environment in which:*
- companies have the will, capacity and competencies to continually invest in more efficient and innovative production techniques; and
- the labour force is willing and able to participate in the opportunities that are provided.

International Economic Opportunities

- *Create an environment in which:*
- companies understand and embrace the importance of being internationally competitive; and
- companies have the will, capacity and competencies to do so.

Community Capacity

- identify communities that require support to plan and grow local economic initiatives;
- create an environment in which they have the capacity and competencies to be able to control their own economic goals and success.

Sustainable Resource Development (Stewardship)

- create an environment in which organizations have the will, capacity and competencies to incorporate sustainable development principles into their economic decision making.

## **Guiding Principles (re: management practices)**

Collaboration: with, our clients; our partners; other levels of government; and between Manitoba government departments and colleagues.

Proactivity: thinking strategically; planning and taking the right steps to create the environment we seek, planning together, involving the right people from the start.

Responsiveness: assessing the impact of events and changing economic circumstances; acting quickly to coordinate effective responses; and remaining in line with our Vision and Mission

---

Fiscal Restraint: innovative and effective use of available resources; creative thinking and working together to get best use of resources; and targeting available resources strategically, in line with our Vision and Mission. Confidential Cooperative Economic Approach: strategic partnerships with businesses, communities and people; seek to understand clients' needs rather than impose solutions; consider specifically the needs of Aboriginal communities; and decisions/actions that promote inclusivity, equity and sustainable development.

In order to achieve the mission, the department is organized in five divisions:

**THE ADMINISTRATION AND FINANCE DIVISION** provides support for the operation of the offices of the Minister and Deputy Minister; provides central financial, administrative, human resource and computer support services to the departments of Industry, Economic Development and Mines and Energy, Science and Technology; provides policy support in trade and economic development to the department and across government; co-ordinates and supports departmental strategic and business planning and knowledge management initiatives; and co-ordinates the economic and labour force statistical system to adapt to the changing policy and program requirements of the Manitoba government and Crown agencies.

**THE BUSINESS SERVICES DIVISION** provides or facilitates businesses' access to capital to spur the establishment and expansion of enterprises and provides assistance and support for mineral exploration and development projects to improve the economic and environmental status of Manitoba; provides sector expertise to businesses in the areas of marketing, technology business development and management; provides department-wide marketing support and development of promotional products; co-ordinates and delivers a range of services for the enhancement and growth of Manitoba's entrepreneurial and small business community; and increases inward investment to attract businesses and business people to Manitoba through general promotion, business or company recruitment, and entrepreneur recruitment.

**THE MINERAL RESOURCES DIVISION** promotes wise land management and environmentally sustainable economic development in the province based on Manitoba's mineral and petroleum resources; provides authoritative documentation of the province's mineral and petroleum endowment and development potential; delivers mineral incentive programs; administration of legislation governing the disposition of mineral and petroleum rights, exploration, development and production of Manitoba's mineral and petroleum resources and, the rehabilitation of mines, quarries and abandoned petroleum sites; provides for the resolution of disputes between surface and/or mineral rights holders with respect to accessing minerals including oil and gas.

**COMMUNITY AND ECONOMIC DEVELOPMENT** provides analytical expertise and administrative support to the Community Economic Development Committee of Cabinet; co-ordinates all major government initiatives relating to community and economic development in the province; provides advice and support in the on-going development of Manitoba's economic strategy including identifying priorities, solicits community input and assists in formulating policy and recommendations.

---

# AVANT-PROPOS

## STRUCTURE DU RAPPORT

La présentation du rapport annuel reflète la structure budgétaire du ministère en avril 2005 et celle du Budget des dépenses de la Province. Le rapport contient des renseignements sur les postes principaux et secondaires du budget en ce qui concerne le rendement financier et les écarts par rapport aux prévisions, ainsi que des renseignements sur les postes secondaires en ce qui concerne les objectifs du ministère et les résultats obtenus. Il présente en outre des renseignements sur les organismes associés, le soutien aux entreprises, les recettes et les dépenses, ainsi qu'une récapitulation quinquennale des dépenses et de la dotation en effectif.

## RESPONSABILITÉS LÉGISLATIVES

Le ministère de l'Industrie, du Développement économique et des Mines veille à l'application des lois suivantes :

*Loi sur le Fonds de placement Crocus*

*Loi sur l'Institut de design*

*Loi sur la Société de développement (D60)*

*Loi sur le commerce et l'information électroniques (sauf la Partie 5)*

*Loi sur les gazoducs*

*Loi sur la répartition du gaz*

*Loi sur la distribution du gaz dans la conurbation de Winnipeg (L.M. 1988-89, c. 40)*

*Loi de l'impôt sur le revenu (articles 7.5 à 7.10)*

*Loi sur les corporations à capital de risque de travailleurs*

*Loi sur les mines et les minéraux*

*Loi sur l'indemnisation consécutive à l'exploration minière ou métallurgique*

*Loi sur le pétrole et le gaz naturel*

*Loi de la taxe sur la production de pétrole et de gaz*

*Loi sur les statistiques*

*Loi sur les droits de surface*

Annexe « L » du décret 404/2004

Annexe « R » du décret 404/2004

---

## DÉVELOPPEMENT DURABLE

Le ministère s'est engagé à l'égard des principes et directives établis dans la *Loi sur le développement durable* et s'efforce de les intégrer à ses activités, programmes et pratiques.

Principes et directives de développement durable :

1. Intégration des décisions économiques et environnementales
2. Supervision de la gestion de l'environnement
3. Responsabilité partagée et compréhension
4. Prévention
5. Conservation et promotion
6. Récupération et remise en état
7. Responsabilité planétaire
8. Utilisation efficace des ressources
9. Participation du public
10. Accès à l'information
11. Planification et prise de décision intégrées
12. Réduction des déchets et substitution
13. Recherche et innovation

Objectifs de développement durable en matière d'approvisionnement :

14. Éducation, formation et sensibilisation
15. Prévention de la pollution et protection de la santé
16. Réduction des émissions des combustibles fossiles
17. Conservation des ressources
18. Développement économique des communautés

---

## ORGANISATION

L'organigramme qui se trouve à la page i reflète la structure organisationnelle du ministère pendant l'exercice 2005-2006. L'information qui suit porte sur la vision, la mission, les priorités critiques, le rôle et les responsabilités du ministère ainsi que sur sa dotation en personnel.

## RÔLE ET MISSION

La vision du ministère de l'Industrie, du Développement économique et des Mines est la suivante : ***une économie concurrentielle à l'échelle internationale assortie de la meilleure qualité de vie du monde.***

La mission d'Industrie, Développement économique et Mines est de collaborer avec les entreprises, la population et les collectivités aux fins suivantes :

- accroître leur capacité de réussite;
- rehausser les compétences nécessaires à leur prospérité;
- rehausser leur image à l'échelle locale, nationale et internationale; et
- favoriser l'établissement d'un milieu propice à la croissance durable de l'économie.

## PRIORITÉS CRITIQUES

Pour mettre sa vision en pratique, le ministère a cerné les priorités critiques suivantes :

- productivité et compétitivité;
- débouchés économiques internationaux;
- capacité collective;
- développement durable des ressources (gouvernance).

Productivité et compétitivité

- *Créer un environnement dans lequel :*
- les entreprises ont la volonté, la capacité et les compétences nécessaires pour investir continuellement dans des techniques de production plus efficaces et novatrices;
- la main-d'œuvre est prête à participer aux débouchés offerts et elle est capable de le faire.

Débouchés économiques internationaux

- *Créer un environnement dans lequel :*
- les entreprises comprennent et acceptent l'importance de la compétitivité internationale;
- les entreprises ont la volonté, la capacité et les compétences nécessaires pour ce faire.

Capacité collective

- Cerner les collectivités qui ont besoin de soutien pour planifier et faire naître des initiatives économiques locales;
- créer un environnement dans lequel elles ont la possibilité et la capacité de maîtriser leurs propres objectifs et succès économiques.

Développement durable des ressources (gouvernance)

- Créer un environnement dans lequel les organismes ont la volonté, la capacité et les compétences nécessaires pour intégrer les principes de développement durable à leur processus de prise de décision économique.

## Principes directeurs (i.e. : pratiques de gestion)

Collaboration : avec nos clients, nos partenaires, les autres ordres de gouvernement et entre les ministères et les collègues provinciaux.

Proactivité : pensée stratégique; planification et adoption des mesures nécessaires pour créer l'environnement recherché; planification collective et intégration des bonnes personnes dès le départ.

Réceptivité : évaluation de l'incidence de situations et de conditions économiques changeantes; réaction rapide en vue de coordonner des réponses efficaces; conformité à la vision et à la mission.



---

Compressions budgétaires : utilisation novatrice et efficace des ressources disponibles; pensée créatrice et collaboration pour l'utilisation optimale des ressources; ciblage stratégique des ressources disponibles conformément à la vision et à la mission.

Approche économique coopérative : partenariats stratégiques avec les entreprises, les collectivités et la population; compréhension des besoins des clients plutôt qu'imposition de solutions; attention particulière aux besoins des collectivités autochtones; décisions ou actions qui favorisent l'inclusion, l'équité et le développement durable.

Pour mener à bien sa mission, le ministère est organisé en cinq divisions :

**DIVISION DE L'ADMINISTRATION ET DES FINANCES** : offre un appui au bon fonctionnement du bureau du ministre et du bureau du sous-ministre. Elle fournit des services centralisés de gestion financière et administrative, de gestion des ressources humaines et de soutien informatique au ministère de l'Industrie, du Développement économique et des Mines ainsi qu'au ministère de l'Énergie, des Sciences et de la Technologie. La Division fournit également un soutien stratégique au ministère et à l'ensemble du gouvernement dans les domaines du commerce et du développement économique. Elle coordonne et soutient les initiatives de planification stratégique et commerciale du ministère ainsi que ses initiatives de gestion du savoir. Elle coordonne les statistiques dans les secteurs de l'économie et de la main-d'œuvre afin de permettre l'adaptation aux nouvelles directives et aux nouveaux programmes du gouvernement et des organismes d'État du Manitoba.

**DIVISION DES SERVICES D'AIDE À L'ENTREPRISE** : offre un soutien financier aux entreprises ou leur facilite l'accès aux capitaux de création ou d'expansion des entreprises; offre aide et soutien aux projets d'exploration et de développement des ressources minières dans le but d'améliorer la situation économique et environnementale du Manitoba; offre une expertise aux entreprises dans les domaines de la commercialisation, de la technologie et du développement et de la gestion des entreprises; offre au ministère un soutien à la commercialisation et un service d'élaboration de produits promotionnels; coordonne et met en œuvre toute une gamme de services visant à favoriser la croissance des petites entreprises et du secteur de l'entrepreneuriat en général au Manitoba; augmente les investissements locaux afin d'attirer des entreprises et des gens d'affaires au Manitoba à l'aide d'une promotion générale et du recrutement d'entreprises et d'entrepreneurs.

**DIVISION DES RESSOURCES MINIÈRES** : favorise une gestion rationnelle des terres et un développement économique respectueux de l'environnement en fonction des ressources minières et pétrolières du Manitoba; fournit de la documentation faisant autorité sur les richesses minières et pétrolières de la province et sur les possibilités de développement de celles-ci; offre des programmes miniers incitatifs; administre des lois régissant la disposition des droits miniers et pétroliers, l'exploration, le développement et la production des ressources minières et pétrolières de la province, ainsi que la restauration des mines et des carrières et des installations pétrolières abandonnées; règle des différends entre les détenteurs des droits de surface et les détenteurs des droits miniers en ce qui concerne l'accès aux minéraux, au pétrole et au gaz naturel.

**DÉVELOPPEMENT ÉCONOMIQUE ET COMMUNAUTAIRE** : fournit un service d'analyse et de soutien administratif au Comité du Cabinet chargé du développement économique et communautaire; coordonne les principales initiatives du gouvernement ayant trait au développement communautaire et économique dans la province; prête ses conseils et son appui au développement permanent de la stratégie économique du Manitoba, notamment en établissant les priorités, en sollicitant l'opinion de la collectivité et en aidant à la formulation de la politique et des recommandations.

---

## ADMINISTRATION AND FINANCE

### MINISTER'S SALARY AND EXECUTIVE SUPPORT

The Administration and Finance Division comprises the Executive Support Offices, Financial and Administrative Services, Policy, Planning and Coordination, and Manitoba Bureau of Statistics.

#### EXECUTIVE SUPPORT

Executive Support includes the Offices of the Minister and Deputy Minister. The Minister provides leadership and direction to ensure the goals and objectives of the department are accomplished. The Office of the Deputy Minister provides the Minister with advice and information regarding issues and matters of concern to the department. Executive Support is responsible for providing the department with policy direction and the overall planning and co-ordination of departmental activities.

##### 10-1(a) Minister's Salary

Expenditures by Sub-Appropriation	Actual 2005/06 \$	Estimate 2005/06 FTE	\$	Variance Over (Under)	Expl. No.
Minister's Salary	29.7	1.00	29.4	0.3	
<b>Total Expenditures</b>	<b>29.7</b>	<b>1.00</b>	<b>29.4</b>	<b>0.3</b>	

##### 10-1(b) Executive Support

Expenditures by Sub-Appropriation	Actual 2005/06 \$	Estimate 2005/06 FTE	\$	Variance Over (Under)	Expl. No.
Total Salaries & Employee Benefits	469.7	8.00	479.1	(9.4)	
Total Other Expenditures	79.8		80.5	(0.7)	
<b>Total Expenditures</b>	<b>549.5</b>	<b>8.00</b>	<b>559.6</b>	<b>(10.1)</b>	

---

## **FINANCIAL AND ADMINISTRATIVE SERVICES**

Financial and Administrative Services is comprised of three primary components; Financial and Administrative, Information Technology and Human Resource Services. The branch provides Financial and Administrative and Information Technology services to the departments of Industry, Economic Development and Mines (IEDM) and Energy, Science and Technology (EST). Human Resource (HR) staff that support IEDM are part of the consolidated HR unit that also services the Departments of Culture Heritage and Tourism, EST, Finance and its SOA's and the Office of the Auditor General.

### **OBJECTIVES**

The goals of Financial and Administrative Services are to: provide leadership, and support in all aspects of human resource management, pay and benefits service, labour relations and occupational safety and health; provide timely, accurate, consistent, and meaningful financial and administrative services and information and; assist the department by coordinating the delivery of department and government wide information technology initiatives and by providing expertise and support program direction. The Branch is customer responsive by providing high quality and timely services such as policy development, administrative and financial management, information technology, and human resource services to the respective departments and related Agencies through a centralized support service.

### **ACTIVITIES/RESULTS**

In support of the branch goals and the mission of the Department, the branch processed payments and receipts; provided computer business application development and support services; recruited, deployed, trained and paid staff; administered and coordinated the Department's parking and pool vehicle programs; provided for physical accommodations including furniture and equipment and mail distribution; provided advisory and specialized accounting and financial management services to departmental personnel and related entities; coordinated French language services; supervises the Freedom of Information and Protection of Privacy Act; managed the department's records management program and provided timely, accurate and relevant information to departmental and central agency decision-makers including budgetary and cash flow information to Treasury Board.

In support of the branch goals and the mission of the Department, the branch processed payments and receipts; provided computer business application development and support services; recruited, deployed, trained and paid staff; administered and coordinated the Department's parking and pool vehicle programs; provided for physical accommodations including furniture and equipment and mail distribution; provided advisory and specialized accounting and financial management services to departmental personnel and related entities; coordinated French language services; supervises the Freedom of Information and Protection of Privacy Act; managed the department's records management program and provided timely, accurate and relevant information to departmental and central agency decision-makers including budgetary and cash flow information to Treasury Board.

In 2005/06 the branch processed the following for EST and IEDM; 44,957 payment/revenue transactions and 544 authority-seeking documents (327 for EST and 217 for IEDM) and 85 Freedom of Information requests (23 for EST and 62 for IEDM).

In addition, the section prepared the Detailed Estimates, Estimates Supplement, Annual Report and all other year-end financial reports for both IEDM and EST.

**Human Resource Services** provides staffing, employment equity, job analysis and classification, employee counselling, labour relations, and pay and benefits administration. The shared resources of the unit also provides branch management, staff and organizational development, occupational health and safety, and diversity program development.

Human Resource (HR) staff that support IEDM are part of the consolidated HR unit that also services the Departments of Culture Heritage and Tourism, Energy Science and Technology, Finance and its SOA's and the Office of the Auditor General.

Activities are carried out in accordance with The Civil Service Act, the Manitoba Government Employee Union Master Agreement, Manitoba labour laws, and Workplace Health and Safety legislation.

Specific activities of Human Resource Services for IEDM during 2005- 2006 included:

- The branch continues to co-ordinate the implementation of government-wide policies and initiatives.
- Seven permanent and five temporary position vacancies were filled through formal competition process. Four positions were filled through various direct appointments.
- Prepared detailed classification analysis on eight reclassification requests under delegated and non-delegated authority.
- Consulted with management/supervisory personnel, employees and the M.G.E.U. in the resolution of various labour relations issues. No formal grievances were filed.
- Maintained payroll records for 236 IEDM employees.
- Provided benefit information on five employee appointments, two retirements, two long term disability claims.
- IEDM participated in the various internship programs offered through the Civil Service Commission.
- Organizational consulting services provided in the area of Renewal, business process re-design, employee developmental conversations, performance management and organizational restructuring. Human Resource Services provided seven days of facilitated learning to 51 employees on the topics of Facilitating change, Leadership, Organizational Design, Diversity and an Introduction to Competency Based Management.
- Baseline and periodic audiograms are conducted as part of the IEDM's Hearing Conservation Program.

**Employment Equity Statistics as at Fiscal Year End**

IEDM	2002-2003 Actual (%)	2003-2004 Actual (%)	2004-2005 Actual (%)	2005-2006 Actual (%)
Aboriginal	4.2	4.6	5.6	6.8
Women	47.9	49.6	51.8	51.1
Persons with Disability	2.9	2.9	4.6	5.3
Visible Minority	3.4	3.4	4.1	5.3

**Computer Services** provides the department with information technology support services including: computer systems design and implementation; equipment evaluation and acquisition (outside Desktop Initiative); user education and assistance (outside the standard suite); and, implementation of government wide initiatives adherence to guidelines and standards set.

Additional Computer Services activities undertaken for IEDM during the year included:

- Aligned technology and infrastructure with the Corporate Enterprise Architecture by:
  - adopting the Microsoft dotNet framework,
  - creation of the necessary internal infrastructure,
  - containment of the legacy technology platform
  - decommissioning and consolidation of the server environment and
  - development of staff skill competencies with the adopted technology
- Retired legacy applications and implemented the new Business Start application in current technology
- Staff obtained certificates in Business Analysis, Project Management and ITIL Management processes thru the direction and encouragement of department and corporate initiatives
- Investigated, evaluated and in the process of adopting a collaborative group environment for the publishing, notification and sharing of information on a departmental IntraNet
- Conducted and evaluated and acquired primary skills within the IT group thru a Proof Of Technology needed to develop a Business Forms Gateway planned for FY 2006/07

- Redesigned the manual process of how Work Commitment journal entries were entered. Completed system design and development of the Mining Recording Work Commitment system using Java technology. This system replaced the manual process of calculations and hand written journal entry transactions onto the ledger cards for each mining claim. The automation created efficiencies in terms of processing and in how services were delivered to industry clients and to the accounting section.
- Computer Services issued an RFQ and completed the first phase - Business Re-engineering Process Project. The consultants released three deliverables including Final Report and Recommendations. The Recommendations were reviewed by the steering committee and action plans were implemented where feasible. Upgraded the Map Gallery, ArcIMS to the latest version in conjunction with the department of Agriculture at Hosting Services.
- Purchased the necessary software, developed SMARTMAP, and extended GIS services and capabilities to the department of Culture and Heritage and the department of Health.
- Negotiated with ESRI Canada for an enterprise license agreement for the government of Manitoba.
- Participated in Server Consolidation project as part of the GIS subgroup to develop ways to provide GIS Services to the whole government.
- Organized and attended a GIS Enterprise Architecture course for all of Manitoba Government and Manitoba Hydro.
- Installed search engine capability to search geology bibliography using industry standard z39.50 gateway in order to tie to the National Metadata Network.
- Participated in government certification by credit card industry and passed technical certification on the Publication Sales application.
- Redeveloped the e-payment portion of the Publication Sales to reflect government's change in internet e-commerce provider from Touchlink to Moneris.
- Provided advice and consultation to the development of Park's Camping Reservation System for the internet e-payment solution.
- Participated in the development of the Project Management Office for ICT Restructuring Project and developed processes and templates.
- Installed the new public access terminal in Flin Flon and two in Winnipeg for the public to access the government web site and department applications.

### **10-1(c) Financial and Administrative Services**

<b>Expenditures by Sub-Appropriation</b>	<b>Actual 2005/06 \$</b>	<b>Estimate 2005/06 FTE</b>	<b>\$</b>	<b>Variance Over (Under)</b>	<b>Expl. No.</b>
Total Salaries & Employee Benefits	1,336.0	21.00	1,311.9	24.1	
Total Other Expenditures	306.1		323.2	(17.1)	
Total Computer Services	70.5		108.3	(37.8)	
Less: Recoverable from Energy, Science and Technology	(150.0)		(150.0)	-	
<b>Total Expenditures</b>	<b>1,562.6</b>	<b>21.00</b>	<b>1,593.4</b>	<b>(30.8)</b>	

---

## **POLICY, PLANNING AND COORDINATION**

### **OBJECTIVES**

Policy, Planning and Coordination's objective is to provide analytical, advisory and research support services, on behalf of the Department's of Industry, Economic Development and Mines and Intergovernmental Affairs and Trade, to the Ministers, Cabinet and other provincial departments and agencies. This includes undertaking analysis of policy issues, providing critical information and working closely with other partners to promote economic development in Manitoba.

### **ACTIVITIES/RESULTS**

The Branch manages the ongoing implementation of the Agreement on Internal Trade in Manitoba. Efforts in this area include: supporting the Minister's participation as a member of the Ministerial Committee on Internal Trade; serving as Manitoba's Internal Trade Representative; co-ordinating the government-wide participation in the Agreement; and monitoring and participating in disputes arising under the Agreement. Policy, Planning and Coordination supports the Premiers of Manitoba and New Brunswick in their role as co-leaders of this Council of the Federation initiative as well as coordinating and reporting Manitoba's activities pursuant to the Council of the Federation's Internal Trade Workplan.

As lead provincial agent in governmental international trade policy, the Branch develops provincial policy for implementation of international trade agreements such as the North American Free Trade Agreement (NAFTA) and the World Trade Organization (WTO). The Branch also works to ensure that Manitoba priorities and concerns are reflected in new trade negotiations through consultations with key stakeholders.

The Branch provides policy advice on trade issues and disputes in areas such as the recent US trade remedy actions on softwood lumber, wheat and hogs. The Branch provides support for ministerial meetings and conferences, including meetings of Ministers responsible for International Trade and Deputies of International Trade. The Branch also provides support to the Premier including briefings on trade issues for the Western Premiers' Conference, Western Governors' Meetings and the Annual Meetings of the Council of the Federation.

The Branch provides policy advice and support to economic development initiatives including: Federal/Provincial Pan-Western Policy development, Provincial Small Business policy service improvements, and support to Community and Aboriginal Economic Development strategic priorities.

Planning support is provided to the Department of Industry, Economic Development and Mines including: coordination and production of the department's annual strategic plan, leading the development of a departmental human resource and renewal plan, as well as provision of ministerial advisory and speaking notes on economic policy issues.

The Branch represents the Government of Manitoba on the Provincial-Territorial Advisory Committee and the Trade Advisory Committee of the Standards Council of Canada. This function involves interdepartmental co-ordination to represent Manitoba's views on standards-related issues before the Council.

---

---

**10-1(d) Policy, Planning and Coordination**

---

<b>Expenditures by Sub-Appropriation</b>	<b>Actual 2005/06 \$</b>	<b>Estimate 2005/06 FTE</b>	<b>\$</b>	<b>Variance Over (Under)</b>	<b>Expl. No.</b>
Total Salaries & Employee Benefits	428.3	6.00	452.4	(24.1)	
Total Other Expenditures	107.4		145.3	(37.9)	
<b>Total Expenditures</b>	<b>535.7</b>	<b>6.00</b>	<b>597.7</b>	<b>(62.0)</b>	

---

---

## **MANITOBA BUREAU OF STATISTICS**

### **OBJECTIVES**

The primary role of the Manitoba Bureau of Statistics (MBS) is to serve the informational requirements of the Manitoba Government, its departments and crown agencies. Specific objectives are:

- to actively participate in and coordinate the development of the Manitoba statistical system in terms of information needs, collection, dissemination, analysis and presentation; and
- to adapt the Manitoba statistical system to address changing policy and program requirements and emerging issues.

In order to further its objective, MBS functions as the designated focal point for interface between the Province and Statistics Canada.

As the provincial central statistical agency, MBS has the following characteristics:

\*Impartiality   \*Selective Specialization   \*Surveys   \*Coordination   \*Legislative Mandate

### **ACTIVITIES/RESULTS**

The MBS strategic thrust is the provision of comprehensive information services to the Manitoba government, its agencies, the business community, and the general public. This strategy is carried out through four major areas of activity:

- responding to requests for MBS developed information; and liaison/coordination with Statistics Canada, provincial user departments/crown agencies, and with other provincial statistical agencies;
- providing common information services in order to avoid duplication of effort and costs in the areas of information collection, analysis and dissemination; and provision of relevant information to senior and executive levels of government;
- undertaking information development, survey consulting/design, statistical consulting, economic impact assessments, information processing, web-based information dissemination systems development, and adequacy of surveys; and
- administering the Bureau of Statistics and The Statistics Act (Chapter S205).

MBS is a service-driven agency. Selected activities and achievements are as follows:

**Economic Accounts** – MBS maintained an economic accounts framework for the Manitoba economy. These annual accounts measured the overall performance of the provincial economy, with additional detail about principal industries and sectors. Information from the Economic Accounts is used throughout the public and private sectors in Manitoba. Projected economic growth estimates for 2005 were released in December 2005. MBS also produced an historical graphical and table review of the Manitoba economy for the years 1981-2004.

**Manitoba Population Estimates and Projections** – Continued liaison with Statistics Canada and other provincial and territorial statistical agencies regarding the determination of the appropriate statistical methodology to be used to determine provincial and territorial population estimates. These population estimates are of critical importance as they are used to determine Manitoba transfer payments. In July 2005, MBS released a new set of population projections for aboriginal groups in Manitoba, as well as by regional location. Labour Force Projections, The Next Twenty Years was also released in December 2005.





**Statistical Information Product Subscriptions** – Departmental subscriptions to the full MBS subscription service totalled 12 (4 Manitoba government, 2 municipal government, 2 federal government and 4 business). In addition, the Legislative Library received six complete sets of MBS information products free of charge.

**Key Economic Indicator Reports** – These reports encompass indicators such as the Labour Force, Consumer Price Index, Population, and Investment. Relevant information is presented in both table and chart formats, and distributed on the day of release to selected Ministers and senior government officials. In addition, the “Quarterly Economic Summary”, highlighting recent provincial economic developments, continued to be produced.

**Statistical, Economic and Computer Consulting** – Statistical, economic, computer and survey consulting services were provided to departments and crown agencies on both a “public good” basis and a cost-recovery basis (larger consulting projects). Major consulting activities have included economic impact assessment of various provincial economic initiatives for provincial departments.

**Contract Surveys and Information Development** – MBS designed and implemented surveys/information development projects for individual departments and crown agencies on a cost-recovery basis. Projects included Industry, Economic Development and Mines - Trade Statistics Database; and International Education Branch of Federal-Provincial and International Relations - Survey of International Students.

**Information Dissemination System** - MBS has continued to enhance its desktop accessible information systems (e.g. InfoNet, Infoline, Trade, and StatsBase). These systems are accessible via the new MBS Intranet web site. MBS StatsBase, which enables quick access to historical information series on a wide range of topics, is being developed as a new information resource for government.

**Interdepartmental Liaison** – MBS assisted individual provincial departments and crown agencies with their statistical activities and problems with the objective of avoiding duplication of effort and costs.

**Federal-Provincial Liaison** - Represented Manitoba's views on statistical matters to Statistics Canada including possible new methodologies to determine Manitoba's population. This activity had a significant impact on the level of federal transfer payments that Manitoba receives. MBS promoted the 2006 Census via the "Manitobans Win When You Count Yourself In" campaign. The importance of each Manitoban completing their Census form was stressed, with the potential loss in transfer payments identified for each missed person. As part of the national statistical system, MBS represents Manitoba on the Consultative Council on Statistical Policy as well as a number of other subject matter statistical committees.

**Information Requests** – MBS responded to inquiries for information from MBS developed databases (Economic Accounts, Investment Statistics, Trade Statistics, Business Register, Vital Statistics, Postal Code Translator File). As well, MBS responded to requests for non-MBS developed data. These information requests ranged from those requiring a single quick response to those that required the development of custom computer-generated reports.

### **10-1(f) Manitoba Bureau of Statistics**

Expenditures by Sub-Appropriation	Actual 2005/06 \$	Estimate 2005/06 FTE	\$	Variance Over (Under)	Expl. No.
Total Salaries & Employee Benefits	608.1	11.00	721.9	(113.8)	
Total Other Expenditures	168.2		165.6	2.6	
Less: Recoverable from Other Appropriations	(49.5)		(60.0)	10.5	

---

---

<b>Total Expenditures</b>	<b>726.8</b>	<b>11.00</b>	<b>827.5</b>	<b>(100.7)</b>
---------------------------	--------------	--------------	--------------	----------------

---

---

## **BUSINESS SERVICES**

### **INDUSTRY DEVELOPMENT - FINANCIAL SERVICES**

#### **OBJECTIVES**

The role of the Financial Services Branch is to facilitate the creation, growth and expansion of businesses in Manitoba. The role is one of support to the government's economic development strategies. In providing the support the Branch performs the following functions:

- administer several of the programs that provide financing assistance to businesses;
- provides expertise on business case development and business financing to other departments and cross-departmental project teams;
- administers the affairs of the Manitoba Development Corporation; and
- provides accounting and financial management services to other units in the government.

#### **ACTIVITIES/RESULTS**

##### **PROGRAMS UNDER ADMINISTRATION**

**Manitoba Industrial Opportunities Program (the MIOP Program)** The MIOP Program provides financial support to assist businesses to expand in Manitoba. The financing is in the form of repayable, secured loans and the repayment terms can be somewhat flexible. Favourable interest rates are available to businesses that undertake significant investment in fixed assets and/or create new jobs. The loans usually are in excess of \$500,000. Since its inception in 1988 the MIOP Program has loaned a total of \$280 million for 133 business expansion projects. This MIOP Program financing has levered \$980 million worth of private sector investment and approximately 15,900 jobs. In 2005/06 the Branch confirmed \$11.65 million worth of loans.

**Manitoba Business Development Fund (the Fund)** The Fund provides financial support to assist with business development activities in Manitoba. The financing is in the form of cost-sharing assistance and usually is non-repayable. The cost-sharing assistance usually is in the range of up to \$50,000 and usually is for up to 50% of the cost of the business development activity. The Fund has three sub-programs. The Technology Commercialization Program assists businesses with the development and/or application of new technology. The Feasibility Studies Program assists businesses and business-support organizations with the assessment of new business opportunities. The Special Projects Program assists businesses and business-support organizations with initiatives that are of strategic significance to Manitoba's economy. In 2005/06 the Branch confirmed cost-sharing assistance for 25 new business development projects.

**Manitoba Equity Tax Credit Program (the METC Program)** The METC Program provides financial support to assist Manitoba-based companies in obtaining public market financing. The financing is in the form of tax credits. The tax credit benefits are provided to Manitobans that buy and hold qualifying securities of qualifying businesses. Manitoba businesses may qualify for up to \$5 million per year worth of tax-creditable securities. Since its inception in 1999 the METC Program has assisted three businesses in "going public" and has levered \$6.6 million worth of private sector investment capital.

**Third-Party Investment Funds Program (the Investment Program)** The Investment Program provides investment capital to venture capital limited partnerships ("limited partnerships") which in turn invests this capital in small to medium sized businesses. Since its inception in 1996 to March 31, 2006 the Investment Program has invested \$13.6 million in five limited partnerships. In aggregate the five limited partnerships have invested approximately \$82.9 million into 70 business entities.

**Manitoba Film & Video Production Tax Credits** Financial Services works closely with Manitoba Film and Sound and the departments of Finance and Culture, Heritage and Tourism on the administration of the Manitoba Film and Video Production Tax Credit Program. Financial Services also reviews and processes tax credits for the signature of the Minister of Industry, Economic Development and Mines. During the year ended March 31, 2006, tax credits were processed for 65 productions, involving \$9,163,684 in film tax credits.

**Labour-Sponsored Investment Funds Program (the LSIF Program)** The LSIF Program provides financial support to assist labour-sponsored investment funds (LSIFs) in attracting private sector investment capital. The financing is in the form of tax credits. The tax credit benefits are provided to Manitobans that buy and hold qualifying securities of qualifying LSIFs.

### SPECIAL PROJECTS

**Capital Markets Initiative** The Branch is a leader in collaborative, multi-party efforts to strengthen the depth and breadth of the province's capital markets infrastructure. The leadership role arises from the Branch's expertise and contacts in the finance industry and mandate for facilitating business investment. It also supported business development initiatives for the mining, biotechnology, health sciences, aerospace, film, financial services, and manufacturing and agri-food businesses.

### OTHER RESPONSIBILITIES

**Manitoba Development Corporation (the MDC)** The MDC is the province's agent for administering repayable financial assistance. The Branch administers the MDC's portfolio of loans and investments. As at March 31, 2005, MDC had \$77.8 million in financial assets under management.

### **10-2(a) Industry Development - Financial Services**

Expenditures by Sub-Appropriation	Actual 2005/06	Estimate 2005/06		Variance Over (Under)	Expl. No.
	\$	FTE	\$		
Total Salaries & Employee Benefits	783.7	12.00	905.0	(121.3)	
Total Other Expenditures	554.8		359.6	195.2	1
Program Delivery:					
- Manitoba Industrial Opportunities Program	4,218.2		9,739.6	(5,601.4)	2
- Vision Capital Fund	592.6		611.7	(19.1)	
- Manitoba Business Development Fund	801.1		1,173.0	(371.9)	3
- Third Party Managed Capital Funds	1,005.9		2,590.8	(1,656.1)	4
- Less: Interest Recovery	(3,149.3)		(6,621.8)	3,472.5	5

---

Mineral Industry Support Programs*					
- Mineral Exploration Assistance Program	1,960.0		2,462.1	(502.1)	6
- Manitoba Potash Project	167.2		196.5	(29.3)	
- Acid Rain Abatement Program – Flin Flon	88.2		88.5	(0.3)	
- Prospectors Assistance Program	34.5		123.1	(88.6)	7
<b>Total Expenditures</b>	<b>7,056.9</b>	<b>12.00</b>	<b>11,628.1</b>	<b>(4,957.1)</b>	

---

\* Mineral Industry Support Programs are delivered and illustrated under the Mineral Resources Division

1. *Professional and legal fees were higher than budgeted as expenditures related to Crocus Investment Fund were not anticipated.*
2. *Interest expense was less than budgeted.*
3. *Expenditures related to Special Projects were lower than budgeted.*
4. *Bad debt expense and interest expense was lower than budgeted..*
5. *Interest recoveries were lower as this is directly related to MIOP.*
6. *Expenditures are lower as funds were not reallocated to projects.*
7. *Grant payments are based on project approval and receipt of customer invoices.*

---

## **INDUSTRY CONSULTING AND MARKETING SUPPORT**

### **OBJECTIVES**

The role of Industry Consulting and Marketing Support is to provide sector expertise to businesses (manufacturing, processing and services sectors) in the areas of marketing, technology, business development and management.

The Branch also provides marketing related support activities to Manitoba Industry, Economic Development and Mines (IEDM) and Manitoba Intergovernmental Affairs and Trade (IAT). In providing the support the Branch performs the following marketing support functions:

- Coordination of marketing activities
- Development and production of consistent and competitive marketing materials
- Development of market intelligence and other information

### **ACTIVITIES/RESULTS**

#### **Industry Consulting Group**

The Industry Consulting Group provides sector expertise to businesses (manufacturing, processing, and services sectors) in the areas of marketing, technology, business development, and management. Existing infrastructure advantages are used to maximize economic development opportunities and encourage commercialization and adoption of new technologies and strategic alliances to further strengthen and diversify Manitoba's industrial capabilities.

**Sector Development** – Sector development activities provide an ongoing analysis of Manitoba's major industrial sectors including aerospace, manufacturing and food processing. Strengths, weaknesses, emerging trends, threats, and opportunities are considered. Sector profiles are developed and competitive comparisons with other major jurisdictions are carried out and monitored.

**Project Development** – Project development activities within the branch are wide-ranging and include a variety of projects from those initiated by sector planning activities to those responding to company specific opportunities. The objective of all project development activities is to create new jobs and preserve existing jobs and investment in Manitoba.

#### **Highlights of 2005/06**

Work continued with Manitoba's industrial sectors to encourage expansion through the identification of new opportunities and the adoption of new technologies. Most sectors continued to face pressures brought on by the rising value of the Canadian dollar and increased off shore competition from countries like China. The aerospace sector showed strong signs of recovery from the lingering effects of 911.

The Composite Innovation Center at Smart Park continued to assist a wide range of our industries in the development of light weight, high-strength composite materials which are now essential for future products related to fuel efficient vehicles, civil infrastructure and a wide variety of other manufacturing and construction applications.

Of the 57 projects considered by the CIC since October, 2003, 10 projects have been completed, 16 are in process, 17 are either under discussion or are in the proposal phase and 14 have been rejected. For projects assessed, in process or completed, the CIC partners and collaborators extend across the country from Quebec to British Columbia. These include 27 industrial partners, 5 scientific government agencies, 6 government funding organizations and 3 universities.

The CIC is coordinating a special interest group for composite materials and technologies for the ground transportation industry and has 63 signed up participants representing 16 companies, 4 educational establishments and 2 government agencies. At the province's request the CIC will make a presentation to the Brandon Rural Forum entitled 'Bio-Products & Opportunities for Rural Manitoba'.

The Vehicle Technology Center to which Industry Consulting Services Branch provides staff and infrastructure support continues to move forward with several projects which will provide important

---

services to Manitoba's transportation and equipment manufacturing industries.

Formal approval and funding was obtained for an OEM-Supplier Development Program to provide some financial incentive to Original Equipment Manufacturers (OEM'S) to partner with their suppliers in the development of high technology products and processes.

The goal of the OEM – Supplier Development Program (OSDP) is to act as a catalyst in the undertaking of multi-partner collaborative projects to develop the new technologies required by Manitoba transportation and agribusiness manufacturers to meet the future requirements of their customer base. By encouraging multi-disciplinary collaboration, OSDP seeks to develop a “teaming” approach between manufacturers and their suppliers and where possible to include outside parties such as universities and research organizations. Ultimately, the Program seeks to increase economic growth, creating jobs and supporting sustainable development.

Industry Consulting furthered its work with several partners and stakeholders commencing the implementation of a three year \$4 million Advanced Manufacturing Initiative designed to assist local manufacturers to adopt the most advanced manufacturing methods and technologies to ensure their ongoing competitiveness. The Advanced Manufacturing Initiative will receive \$1.84 million, consisting of matching federal and provincial shares, under the Canada-Manitoba Economic Partnership Agreement with the remainder of the \$4 million coming from industry.

In its first full year of operations The Advanced Manufacturing Initiative (AMI) showed great progress. As of March 31, 2006, 1,923 employees from Manitoba manufacturers participated in over 20,000 hours of AMI activities. Industry has paid in cash \$452,500 and contributed in-kind over \$1.4 million exceeding expectations.

A core element of Industry Consulting's work continues to be its individual project development activities with its project managers often taking a lead role in coordinating the activities and actions of other government departments and agencies to work with business to create new jobs and investment in Manitoba.

### **Marketing Support Group**

Marketing Support Group provides department-wide marketing support and development of promotional products (multimedia marketing materials such as display units, brochures, website promotion, CD-ROMS, etc.). Promotional products are produced in multiple languages, corresponding to various geographic markets of interest. The Marketing Support Group also coordinates placement and production of targeted advertising in selected industrial journals. The Marketing Support Group provides services to both IEDM and IAT, specifically Manitoba Trade and Investment..

### *Market Intelligence and Information Services*

The Market Intelligence and Information Services Program provides information products on export markets for local Manitoba companies and on Manitoba capabilities for potential clients in overseas markets. The Program involves data collection, analysis and dissemination. Key developments over the past years include implementation of a client-tracking database for IEDM, development of website applications and coordination of Manitoba company data collection surveys with federal and provincial delivery partners.

In 2005/06 the Marketing Support Group continued to focus on key priorities:

- Management of internal and external communications
- Partnerships with community organizations to promote “homegrown” economic development
- Development of e-marketing and web site capabilities
- A consistent and cohesive marketing strategy, message, and image
- Maintaining effective relationships with senior officials in government, external agencies, industry associations and consular posts abroad
- Increased role in investment promotion.
- Marketing the province for investment.
- Providing support service to various branches within the department as well as Manitoba Trade and Investment.



---

### *Web sites and electronic marketing*

As well as managing the MTIM web site (<http://www.manitoba-canada.com>), the Marketing Support Group re-developed and maintained the IEDM website (<http://www.gov.mb.ca/itm/index.html>) and completed a complete audit and re-design of the Investing portion of the site. The group also helped to create and promote the Manitoba Business Gateway site. The Marketing Support Group continues to provide web-based support/service to Manitoba Trade and Investment.

The Marketing Support Group also engaged in several other web projects:

- Development work on web-based environmental sector information
- Work completed with Financial Services and Small Business Development to develop a new Financial Services database for the IEDM website.
- Development work was completed to assist in the creation of a new site for the Protocol Branch and the Ambassador program (IAT).

### *Advertising and communications*

Several advertising pieces were placed in various site selection and business style journals (both local and international) promoting Manitoba as a great place to invest, work and live. (Investing in Manitoba – IEDM) and also produced and placed several ads for Manitoba Trade and Investment. Work was done on developing new external advertising for print.

The group has undertaken the use and analysis of the KPMG report.

### *Production of brochures*

The Group updated content for several departmental publications, including:

- Manitoba Industry Sector Summaries
- Third party information pieces
- Export Services brochure (Manitoba Trade)
- Provincial Nominee for Business brochure
- Manitoba Quick Facts brochure
- Manitoba, Diverse, Dynamic and Energetic brochure
- Manitoba We Mean Business brochure
- Young Farmers Program
- Agricultural Investment DVD

Updating and creation of slide presentations for such projects as:

- The master slide repository
- The Provincial Nominee for Business Program presentations in English, Mandarin and Korean
- Various Trade missions
- Global manufacturing presentation
- Global Investment Managers presentation.

The Group also provided collateral marketing materials to outgoing trade missions, trade visits and to non-governmental organizations pursuing trade and investment related promotions.

### *Event marketing*

Event marketing support was provided for:

- Manitoba Mining and Minerals Convention,
- Business of Science Conference,
- Various trade missions including Premier's Mission to India

A new database was developed that targeted out of province business with interests in Manitoba.

---

**10-2(b) Industry Consulting and Marketing Support**

---

<b>Expenditures by Sub-Appropriation</b>	<b>Actual 2005/06 \$</b>	<b>Estimate 2005/06 FTE</b>	<b>\$</b>	<b>Variance Over (Under)</b>	<b>Expl. No.</b>
Total Salaries & Employee Benefits	715.1	10.00	768.6	(53.5)	
Total Other Expenditures	506.4		529.6	(23.2)	
<b>Total Expenditures</b>	<b>1,221.5</b>	<b>10.00</b>	<b>1,298.2</b>	<b>(76.7)</b>	

---

---

## **SMALL BUSINESS DEVELOPMENT**

Small business is recognized as the engine that drives the Canadian economy. The Branch's target client groups are the 73,000 small businesses in Manitoba that make up over 97% of all businesses in Manitoba, the self-employed entrepreneurs and new business ventures. Branch clients represent businesses from retail, wholesale and manufacturing to services, technology and home-based businesses.

### **OBJECTIVES**

The objective of the Small Business Development Branch is to provide the necessary tools for successful business development. The Branch's primary role is to develop, co-ordinate and deliver services and programs for the enhancement and growth of Manitoba's entrepreneurial and small business community. The Branch has recognized the multi-cultural nature of Manitoba's entrepreneurial community and has customized its programs to address the specific needs of these business people. Services in business management, business planning and access to capital are tailored to meet the needs of new entrepreneurs including women, Aboriginals, new immigrants, youth, people with disabilities and professionals.

### **ACTIVITIES/RESULTS**

The activities of the Branch are generic in scope with the intent of reaching a broad spectrum of individuals and business types. The major thrusts of the Branch are to assist small business start-ups and growth of existing businesses through the provision of management training, information services, counselling and financial assistance. Branch programs and services are developed in partnership with business associations, other government departments (federal and provincial), educational institutions and the public.

The Small Business Development Branch delivers extensive business information, business and trade library services through the Canada/Manitoba Business Service Centre, and the e-Future Centre. The Branch also provides a variety of programs and services including the Manitoba Business Start Program, Business Counselling, Manitoba Marketing Network, Manitoba Film Loan Guarantee Program, Entrepreneurial Development and Training, and BizCoach Manitoba, a business mentoring program. Business information, counselling services, entrepreneurial training, business and trade library services, and the Manitoba Marketing Network are also delivered through the Western Regional Office in Brandon.

**Canada/Manitoba Business Service Centre** – Effective April 1, 1998, the Small Business Development Branch integrated services and co-located its programs with the Canada Business Service Centre into a single, highly visible, efficient operation to support Manitoba business development and entrepreneurship. The new business service centre which is known as the Canada/Manitoba Business Service Centre (C/MBSC) represents a single point of contact for current and accurate business information, extensive business and trade library services, market research and improving management effectiveness through business counselling and entrepreneurial training programs. The C/MBSC also offers a full service website providing business development information, 10,000 links and an Interactive Business Planner.

In 2005/06, the C/MBSC responded to approximately 38,000 walk-in/phone business and trade-related inquiries. In addition, the business counsellors of the Small Business Development Branch incurred approximately 5,300 client interactions during the year. The C/MBSC website registered 495,000 visitors and received 2 million requests for information from the C/MBSC website.

In 2005/06, the C/MBSC delivered or facilitated 180 business and trade related seminars and workshops to approximately 3,000 participants in Winnipeg and throughout Manitoba.

**C/MBSC Regional offices** – Through the Partnership Agreement with Western Economic Diversification, 34 regional C/MBSC offices have been established in Manitoba which will make business information and resources more accessible to all entrepreneurs throughout Manitoba.

---

**e-Future Centre** –The e-Future Centre located within the C/MBSC, provides information that small and medium sized enterprises need to enable them to be aware and adopt e-commerce and e-business technologies.

In 2005/06, the e-Future Centre responded to over 670 e-business related enquiries. The Centre also delivered and/or facilitated in excess of 20 e-business related seminars and workshops to approximately 240 participants, including several in rural Manitoba. The e-Future Centre website registered in excess of 15,000 visitors.

**Entrepreneurial Development and Training** – Entrepreneurial training seminars were provided in partnership with other agencies to more than 2,000 participants. These seminars included sales, marketing, accounting, business management, human resource management, Starting a Small Business workshops and other business and technology related topics. The Branch also delivered seminars on tax planning, financing and marketing.

**Manitoba Marketing Network** – The Network delivered 10 workshops to 172 participants and its members counselled 35 small businesses. Workshops were held in Winnipeg and Brandon.

**Aboriginal Business Development Program** – The Program promotes entrepreneurial training, business information, workshops and business counselling to Aboriginal entrepreneurs and community based organizations in the interest of developing small business and entrepreneurship. The Ota-Miska publication, a resource directory outlining services available to Aboriginal people in Manitoba, was updated and circulated to all agencies and organizations working with Aboriginal people. There are 12 C/MBSC regional offices which focus on Aboriginal Business Development, with over 50% of the clients being Aboriginal.

**Manitoba Business Start Program** – Under the Program, 24 loan guarantees totalling \$218,000 were approved in 2005/06. During the fiscal year, 717 participants attended the 28, three-day Business Start Workshops conducted throughout Manitoba under the Business Start Program which includes eight workshops conducted in the rural and northern areas. The Business Start workshops were delivered in Winnipeg, Brandon, Flin Flon, The Pas, Thompson, Eriksdale, Swan River and Killarney. The three-day Business Start workshops were also delivered in French and to entrepreneurs with disabilities in partnership with the Independent Living Resource Centre.

**Manitoba Film Loan Guarantee Program** – In 2005/06, one loan guarantee in the amount of \$117,400 was approved under this program.

**Publications** – Publications and business information guides developed by the Branch and the C/MBSC continue to be a valuable resource to the business community and support the Branch's training programs. The Branch, the C/MBSC and the e-Future Centre produce over 60 publications on a variety of subjects including business information, business planning, small business management systems, e-business and e-commerce information guides. Publications are distributed through the Branch, the Canada/Manitoba Business Service Centre and its regional offices, the e-Future Centre, the Western Regional Office in Brandon, the Intergovernmental Affairs and Trade offices and the Growing Opportunities (GO) offices throughout Manitoba.

**Small Business Counselling Services** – The Branch registered approximately 5,300 business counselling client interactions in 2005/06. Business counsellors provided one-on-one business counselling to entrepreneurs and businesses in a number of sectors including retail, service and manufacturing. The business counsellors also conducted four workshops pertaining to marketing.

**BizCoach Manitoba** – In 2005/06, BizCoach Manitoba was introduced, representing a new initiative which provides small businesses and entrepreneurs access to business mentoring in partnership with the private sector. Business mentoring will be provided on all business related topics including start-up, financial management, growth and expansion, sales, marketing, business succession and access to capital.

**Western Regional Office** – provides general business counselling services, entrepreneurial development training programs, business planning workshops, various resource materials and general business information to Brandon and the surrounding communities. In 2005/06, the Western Regional office responded to approximately 6,400 business and trade related enquiries. A senior student workshop was also held in 2005/06 and approximately 90 students from high schools in and around Brandon participated.

**Other Activities** – Branch staff partnered with other departments and agencies in the successful delivery of Small Business Week, Rural Forum 2005, the Young Entrepreneurs Program and the delivery of French-language services at the Bilingual Government Service Centres located in St. Boniface, St. Pierre and Notre Dame de Lourdes. The Branch supported and participated in a number of other projects including Manitoba Women Entrepreneur of the Year Awards, Uniquely Manitoba Gift Show, Manitoba Home Business Advisory Council, Manitoba Aboriginal Youth Achievement Awards, a variety of projects and initiatives pertaining to Entrepreneurs with Disabilities, Junior Achievement Northern and Urban Aboriginal Youth, Senior Student Business Workshops, the cultural industries and various Aboriginal economic development projects, conferences and trade shows.

### **10-2(c) Small Business Development**

<b>Expenditures by Sub-Appropriation</b>	<b>Actual 2005/06 \$</b>	<b>FTE</b>	<b>Estimate 2005/06 \$</b>	<b>Variance Over (Under)</b>	<b>Expl. No.</b>
Total Salaries & Employee Benefits	965.3	15.50	1,035.3	(70.0)	
Total Other Expenditures	526.5		593.1	(66.6)	
Total Grants/Transfer Payments	35.0		30.0	5.0	
<b>Total Expenditures</b>	<b>1,526.8</b>	<b>15.50</b>	<b>1,658.4</b>	<b>(131.6)</b>	

1. Variance due to expenditure management.

---

---

## **BUSINESS IMMIGRATION AND INVESTMENT**

### **OBJECTIVES**

Business Immigration and Investment's objective is to attract private sector investment to Manitoba by developing Manitoba's business immigration strategies, programs and promotions.

### **ACTIVITIES/RESULTS**

The Branch's main focus is in entrepreneur recruitment through the Provincial Nominee Program for Business (PNP-B) and the Young Farmer Nominee Program. These activities are designed to attract immigrant investors and farmers to Manitoba.

In support of the objectives, the Branch conducts the following activities:

- Administers the Manitoba Provincial Nominee Program for Business (PNP-B) which allows the Government of Manitoba to recruit immigrants who will contribute to the province's economy by operating a business in and living in Manitoba.
- Administers the Young Farmer Nominee Program designed to attract experienced young farmers who will establish a farm business operation in Manitoba.
- Conducts a series of seminars in various regions of the world to promote Manitoba's business and lifestyle advantages to potential business immigrants.
- Manages participation in the Federal Immigrant Investor Program.
- Manages the day-to-day operations of the Manitoba Opportunities Fund.
- Exercises Manitoba's right to establish its own selection criteria, set its targets through an annual levels planning process with Citizenship and Immigration Canada based on the Canada-Manitoba Immigration Agreement, signed in 1996 and renewed in 2003.

The Branch reports the following results:

1. The PNP-B program received 177 applications and assessed 171 business immigrants last year. 138 applicants were approved.
2. Branch staff attended or conducted 14 conferences and missions promoting our Business Immigration Program. Promotional missions were held in such countries as China, Iran, Syria, Scotland, Netherlands and England to bring awareness of our program and recruit investors.
3. Since the launch of the PNP-B in October 2000, over 1,162 applications have been received with 764 approvals to date. The average proposed investment in 2005/06 was \$362,043. This level of investment is expected to continue to climb. Prior to the launch of the PNP-B, Manitoba was receiving 10 to 15 business immigrants per year, each one investing an average of \$100,000. The PNP-B reports since inception that 101 new businesses have started in Manitoba with an investment of over \$54 million.

### **10-2(d) Business Immigration and Investment**

---

<b>Expenditures by Sub-Appropriation</b>	<b>Actual 2005/06 \$</b>	<b>Estimate 2005/06 FTE</b>	<b>\$</b>	<b>Variance Over (Under)</b>	<b>Expl. No.</b>
Total Salaries & Employee Benefits	180.4	4.00	175.6	4.8	
Total Other Expenditures	171.8		171.4	0.4	
<b>Total Expenditures</b>	<b>352.2</b>	<b>4.00</b>	<b>347.0</b>	<b>5.2</b>	

---

---

# MINERAL RESOURCES

## MANITOBA GEOLOGICAL SURVEY

### OBJECTIVES

The primary roles of the **Manitoba Geological Survey (MGS)** are to provide geoscience information to support and facilitate mineral exploration in the province, and to conduct a broad range of geoscience activities that address land-use and environmental issues facing Manitobans.

Program objectives are:

1. To increase the geoscientific knowledge base of the Province, primarily by conducting field studies and systematic bedrock and surficial mapping
2. To increase the effectiveness of mineral exploration activities in both established mining areas and in frontier areas through relevant geoscientific projects
3. To promote effective land use and resource management
4. To evaluate environmental impacts and geohazards
5. To develop products that respond to clients' increasing needs for digital information
6. To maximize the range and impact of geoscience investigations through collaboration with industry, Federal, university and other provincial agencies
7. To provide minerals industry information to communities, aboriginal people, and the public at large, through outreach activities

The **Minerals Policy and Business Development** section of MGS is responsible for monitoring industry and commodity information used in formulating Manitoba's minerals policies, promoting mining and exploration investment opportunities, administration of Manitoba's mineral exploration incentive programs and organizing and staging of the annual Mining and Minerals Convention. The section also helps facilitate the provision of community adjustment services to communities facing mine closure. To achieve these goals, the Minerals Policy and Business Development section works closely with the Manitoba Geological Survey and the Mines Branch of Industry, Economic Development and Mines, as well as all affected government departments.

### ACTIVITIES/RESULTS

#### GEOSCIENCE PROGRAM

Geoscience activities of the Manitoba Geological Survey in 2005-06 provided support to traditional mining camps, stimulated new exploration and development opportunities in frontier areas, and supported land-use, geohazard and development priorities in southern Manitoba. MGS continued significant in-depth investigations in the Superior Boundary Zone and Thompson Nickel Belt, the Paleoproterozoic Flin Flon Belt, and the Bissett and Lac du Bonnet regions of southeastern Manitoba. Phanerozoic investigations focused on completing the Williston Basin Targeted Geoscience Initiative (with partners Saskatchewan Geological Survey and Geological Survey of Canada).

The program is reviewed annually by the Mineral Exploration Liaison Committee (MELC), composed of members of the Mining Association of Manitoba, the Manitoba Prospectors and Developers Association and the Manitoba-Saskatchewan Prospectors and Developers Association, as well as representatives from the universities of Manitoba and Brandon, and the Geological Survey of Canada (GSC).

**Activities and results for 2005-06 are listed below as they pertain to overall Program objectives.**

#### **1. Increasing Manitoba's geoscience knowledge base**

Projects that are dominantly mapping oriented in the Precambrian of Manitoba were undertaken in the Flin Flon Belt, within or adjacent to the Superior Boundary Zone (SBZ) including the Thompson Nickel Belt (TNB), and within the Hearne margin in Manitoba's far north. Most of the active projects in the SBZ are continuations of multiyear collaborative ventures with the Geological Survey of Canada and the universities of Alberta and Waterloo.

---

Researchers from Laurentian University continued work in hangingwall and footwall rocks of the volcanogenic massive sulphide deposits at Flin Flon. This work, including that of two Ph.D. candidates and two Laurentian faculty members, is aimed at mapping in detail the volcanic stratigraphy of the Flin Flon, Callinan, and 777 deposits.

The Thompson Nickel Belt is one of the most richly mineralized segments of the Superior Boundary Zone. The focus of MGS (and partners) in this region is on defining the nature and extent of the nickel-hosting, Paleoproterozoic Ospwagan Group metasedimentary succession.

- 1) MGS geologists are finalizing a series of 1:20 000 and 1:50 000 geological maps of the exposed and sub-Phanerozoic TNB. These maps, developed by MGS and industry partners Inco Limited, Falconbridge Limited and HudBay Minerals Inc., are the product of a multiyear collaborative program designed to capture both company and government information on the TNB in a series of compilation maps. This work is providing key information needed for recognition of the nickel-hosting Ospwagan Group succession in newly explored areas, such as north and northeast of Thompson.
- 2) MGS geologists are using new and previously unpublished geochemical data, Nd-isotope data and recently published U-Pb zircon ages to characterize the mafic-ultramafic volcanic and intrusive rocks of the Bah Lake assemblage at the top of the Ospwagan Group, to understand the timing and setting of mafic magmatism and nickel mineralization in the TNB.

Elsewhere in the SBZ, mapping has focussed on the regional context of the TNB.

- 1) New mapping by MGS, supported by geochemical, isotopic and geochronological studies, focuses on resolving the origin of high-grade rocks granulite-grade rocks of the Pikwitonei Domain, at Wintering Lake. Archean supracrustal rocks form an extensive and previously unrecognized component of the Pikwitonei at Wintering Lake; consequently the mineral potential of the area is considerably more promising than previously thought.
- 2) Geological Survey of Canada geologists continued to follow up previous work in the southernmost transect of the Trans-Hudson–Superior Margin Metallotect TGI project. They conclude that mafic rocks associated with the cover sequence at Wuskwatim Lake warrant attention as possible equivalents of mafic-ultramafic intrusions of the TNB.

Mapping in the northern portion of the SBZ is being conducted by MGS and researchers from the universities of Alberta and Waterloo, to better constrain our understanding of a number of deposit types in the region.

- 1) A post-doctoral student from the University of Alberta mapped in the Split Lake Block, a shear zone–bounded lozenge of Archean and Paleoproterozoic rocks that lies along the northwestern margin of the Superior Province that has good potential for magmatic, sedimentary-hosted, and structurally controlled mineral deposits.
- 2) A post-doctoral student from the University of Waterloo continued work on the kinematics of major shear zones in the SBZ, and provided insight regarding the age and genesis of gold mineralization in these deformation zones.

In 2005, MGS geologists conducted a field-based investigation of the Nejanilini Domain in Manitoba's Far North, one of the province's last large tracts that is relatively unknown and unexplored in terms of its geological nature, evolution and mineral potential. A multidisciplinary approach was initiated in 2005, spanning bedrock mapping, isotope geochemistry, mineral-deposit investigations, Quaternary mapping and kimberlite indicator mineral sampling. This work was conducted to better constrain the potential for magmatic base metal and diamond deposits.

In southeast Manitoba, an MGS geologist continued work in the Rice Lake Belt, where the major contribution has been an improved understanding of the regional setting of lode-gold deposits in the Bissett area. Significantly, the mapping has also demonstrated potential volcanic-hosted massive sulphide deposits in the Gem Lake area.

In southern Manitoba, the Williston Basin Architecture and Hydrocarbon Potential TGI project is a multidisciplinary, coordinated geoscientific study aimed at characterizing and understanding basin architecture and hydrocarbon potential in the Williston Basin. This two-year study ended in March 2005, and involved new work by federal and provincial government agencies and universities. The result will be



---

a seamless 3-D geological model of Paleozoic and Mesozoic rocks, from basement to outcrop, in Manitoba and Saskatchewan, in a geographic area extending from the northern and eastern outcrop edge to the International Boundary and west to 106°W. The first set of Lower Paleozoic maps was released on April 25, 2005 as a web release at the dedicated project website ([www.willistontgi.com](http://www.willistontgi.com)), which also hosts all other publications and guidebooks produced for the project.

## **2. Increasing the effectiveness of mineral exploration activities**

In 2005, MGS facilitated a unique tripartite (government-industry-university) partnership to study the setting of a variety of mineral deposits in the Bird River Belt of southeastern Manitoba. The Bird River Belt is host to the world-class Tanco pegmatite, a rare element-bearing body mined for Li, Cs and Ta, as well as the Bird River Sill, a focus of Ni, Cu and/or PGE exploration since the 1920s. Partners in the Bird River initiative include researchers and graduate students at the University of Waterloo, in part funded by Gossan Resources Limited, Mustang Minerals Corp. and Tantalum Mining Corporation of Canada Ltd., the University and the Natural Sciences and Engineering Research Council of Canada (NSERC). To capitalize on this new initiative, two MGS geologists and their students also began work on aspects of the geology of the region. Work ranges from detailed mapping of the structural controls of the Tanco pegmatite, to nickel-PGE mineralization in the Bird River Sill, and regional mapping of the greenstone belt.

A Ph.D. student at McGill University began a study in the eastern Flin Flon Belt to focus on the timing of gold emplacement in a number of gold deposits in the Snow Lake area and along the south margin of the Kisseynew Domain. Preliminary observations from the North Star, Puffy Lake, Squall Lake and Nokomis Lake deposits support the suggestion that mineralization and alteration occurred during early to syn-peak metamorphic conditions.

The MGS is continuing with data compilation and interpretation to maximize the quantity, quality and digital distribution of public-sector information bearing on kimberlite potential in Manitoba. These initiatives include a Kimberlite Indicator Mineral (KIM) Database (version 3.0) which is web-enabled. New, non-confidential data will be added as they become available.

## **3. Promoting effective land use and resource management**

In 2005, MGS continued its program to update aggregate resource assessments in southern Manitoba, in the rural municipalities of Turtle Mountain and Riverside.

MGS also continued to provide technical material for the Protected Areas Initiative (Mining Sector Consultation), including mineral potential analyses, aggregate and industrial mineral potential analyses, and GIS mapping support.

## **4. Evaluation of environmental impacts and geohazards**

As part of a Ph.D. study at the University of Arizona, a student funded in part by MGS continued work on a new tree-ring network for studying drought in southeastern Manitoba and northwestern Ontario. Data collected during this project will be used to estimate the past occurrence and severity of drought in the Winnipeg River system, and place recent droughts within a longer-term context. Because the Winnipeg River provides 45% of the water flowing into Lake Winnipeg and the Nelson River, its watershed is the most important component of the hydrological system used to generate power by Manitoba Hydro.

Since 2000, a project at the University of Manitoba and supported by MGS has been underway at the Central Manitoba (gold) mine site in southeastern Manitoba to determine the potential for revegetation, phytoremediation and phytomining of gold mine tailings.

## **5. Development of products that respond to clients' increasing needs for digital information**

The MGS published 6 geoscientific reports including the annual Report of Activities, 46 maps, and the new Williston Basin TGI web pages. In addition, digital versions of 19 previously out-of-print or print-only MGS reports were re-released; these are now available for free download from the web site.

MGS continued work on the production of a seamless 1:250 000-scale bedrock geological map for the province. This map is based on the Bedrock Geology Compilation Map Series maps, which are converted to digital format and upgraded with more current content where necessary. When complete, this will be

---

the main geological base for presenting data on the department's Internet Map Server.

Three-dimensional geological mapping of the Phanerozoic succession in southern Manitoba, south of latitude 55°N and west of longitude 95°W, is being completed as a successor activity to the Prairie component of the National Geoscience Mapping Program (NATMAP). The Lake Winnipeg basin has been completed and, in combination with the already completed southern Prairie NATMAP area of southeastern Manitoba, has enhanced the understanding of the eastern edge of Phanerozoic rocks. The next phase has been started in support of the Williston Basin Architecture and Hydrocarbon Potential (TGI II). Surficial and 3-D geological mapping are required for effective land-use planning, and hydrocarbon, groundwater and industrial-mineral development.

Three new digital products were released or became operative in November 2005:

- 1) The Manitoba Geochronology Database, last released in 1993, was updated with data collected during the past 12 years; data already in the database have been checked for positional accuracy, and a user-friendly front end was developed.
- 2) Digital geophysical data from the cancelled assessment files were placed on the Internet Map Server, to enable clients to examine and download datasets.
- 3) A large till geochemistry data set, comprising more than 1500 sample locations covering five NTS sheets in the Lynn Lake area.

Mineral Resources Library projects included: 1) web release of a new bibliographic database for the Williston Basin TGI; 2) addition of 745 historical news clippings on companies exploring in Manitoba from the 1920s to the 1960s to the Corporation Files collection; 3) retrospective cataloguing of 950 Ontario Geological Survey and Geological Survey of Canada reports now searchable online through the library catalogue; 4) installation of a new Online Public Access (OPAC) terminal offering clients access to high-speed Internet service; 5) library redesign and renovations were completed to provide easier access to the collection and more efficient client service.

## **6. Collaboration with industry, Federal, university and other provincial agencies**

Partnerships continued to play an important role in 2005-06. Graduate students from a number of Canadian universities carried out directed field investigations that broadened the range of work that MGS is able to undertake. The Geological Survey of Canada's second Targeted Geoscience Initiative (TGI) ended in March 2005, but wrap-up work continued in the Williston Basin Architecture and Hydrocarbon Potential project and follow-up investigations continued in the Trans-Hudson-Superior Margin Metallotect project. A third, five-year TGI was announced in the February 2005 federal budget. Planning for a major TGI 3 project in the Flin Flon-Snow Lake-Leaf Rapids-Lynn Lake-La Ronge-Creighton area is in progress, with the first activities scheduled for late 2005. One of the first products, the East Kiseynew aeromagnetic survey funded by the GSC, was completed in early 2006.

## **7. Providing minerals industry information through outreach activities**

Major outreach activities included mineral education initiatives such as the Manitoba Mining and Minerals Convention Schools Program, Provincial Mining Week, and National Engineering and Geoscience Week. Hands-on interactive activities complemented the earth sciences curriculum and helped increase public awareness of Manitoba's mineral resources and mining industry. The free activities drew more than 3,742 visitors from the public and the school tours program.

The Prospector Training Program, conducted through the University College of the North (UCN), is a joint initiative between Manitoba Industry, Economic Development and Mines, the University College of the North, Assembly of Manitoba Chiefs, Mining Association of Manitoba, Manitoba Prospectors and Developers Association and Indian and Northern Affairs Canada. The program is divided into three sessions: Wilderness Safety Training, Prospector Training and The Business of Prospecting. In 2005, Wilderness Safety Training sessions were held in May and July, the Prospector Training was held in August and The Business of Prospecting was held in November. A total of 15 students from First Nation communities throughout Manitoba graduated from the Wilderness Safety Training; of these 11 students went on to graduate from the Prospector Training and Business of Prospecting sessions. The course content focuses specifically on mineral exploration and prospecting but is modularized to develop basic field skills that are transferable across sectors. The courses, offered through UCN, will continue to be delivered in communities in 2006 on a demand basis.

---

The 2nd annual Aboriginal Mining Workshop was held as part of the November 2005 Manitoba Mining and Minerals Convention. The theme of the workshop was “Focus On Exploration—Creating Opportunities and Developing Capacities; 48 delegates attended.

Mining overview presentations were conducted in First Nation communities such as Oxford House, Gods Lake, Red Sucker and Cross Lake. In addition, a presentation was also made to 60 students attending the Assembly of Manitoba Chiefs Regional Youth Gathering at the Long Plains Keeshkeemaquah Conference Centre.

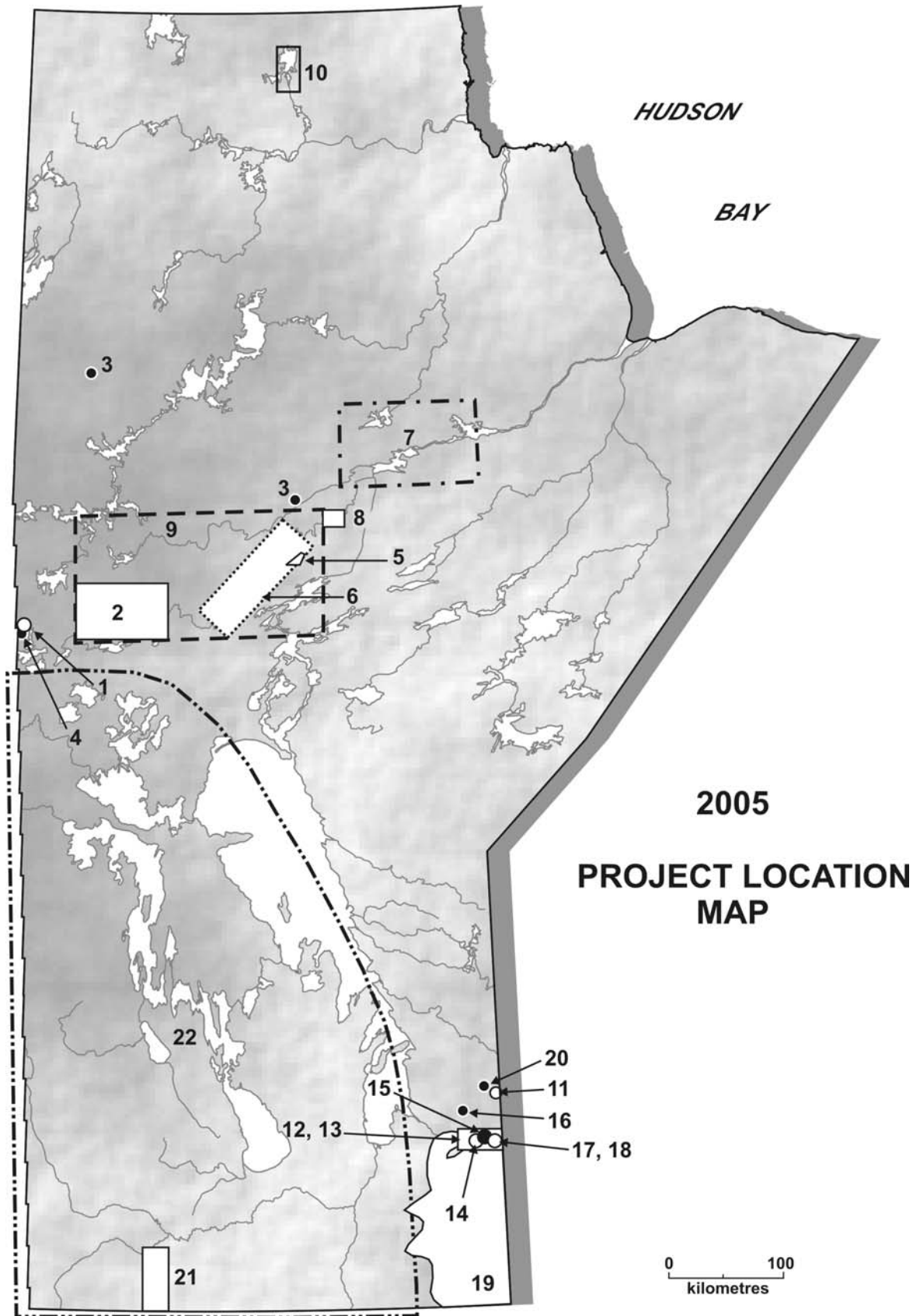
Staff attended the Canadian Aboriginal Minerals Association conference held in Quebec and the Northern Association of Community Councils Trade show and Vision Quest conferences held in Winnipeg.

### **Regional Offices**

The Flin Flon office continues to provide regulatory and technical assistance to the mineral-exploration and mining communities in northwestern Manitoba. This includes accepting applications and submissions that fall under the auspices of The Mines and Minerals Act. In addition, the office provides assistance and information to companies and individuals in obtaining information about the geology and mineral resources of the region.

Manitoba’s Mineral Resources Division has been storing Precambrian drillcore, obtained primarily from exploration drilling, since the early 1970s. Since that time, the Manitoba government has created a substantial repository of drillcore at five locations throughout the province. In 2005, MGS conducted inventory organization and updating work at the Thompson and Lynn Lake core libraries.

Manitoba Geological Survey 2005 Project Location



---

## Map Legend

## Location of Projects 2005/2006

- 1 Physical description of the Bomber, 1920 and Newcor members of the Hidden Formation, Flin Flon, Manitoba
- 2 Gold metallogenesis and tectonometamorphic history of selected deposits from the Snow Lake area and the southern flank of the Kisseynew Domain, west-central Manitoba
- 3 Manitoba's Precambrian Drillcore Libraries Program
- 4 Activities of the Manitoba Geological Survey's Flin Flon regional office
- 5 Bedrock geology of northern and central Wintering Lake, Manitoba
- 6 Geochemistry, Sm-Nd isotope data and age constraints of the Bah Lake assemblage, Thompson Nickel Belt and Kisseynew Domain margin: relation to Thompson-type ultramafic bodies and a tectonic model
- 7 Northwestern Superior craton margin, Manitoba: an overview of Archean and Proterozoic episodes of crustal growth, erosion and orogenesis
- 8 Structural geology of the Mystery-Apussigamasi lakes area, Manitoba
- 9 Pikwitonei-Snow Lake Manitoba transect, Trans-Hudson Orogen-Superior Margin Metallotect Project: new results and tectonic interpretation
- 10 Bedrock and surficial geological field investigations in the Nejanilini Lake area, northern Manitoba
- 11 Preliminary results and economic significance of geological mapping in the Gem Lake area, southeastern Rice Lake belt, Manitoba with emphasis on the Neoarchean Gem assemblage
- 12 Preliminary results of geological mapping and structural analysis of the Bird River greenstone belt, southeastern Manitoba
- 13 Geological investigations in the Bird River area, southeastern Manitoba
- 14 Preliminary results from geological mapping of the Bernic Lake Formation, Bird River Greenstone belt, southeastern Manitoba
- 15 Geological investigations of the Chrome property, Bird River Sill, southeastern Manitoba
- 16 Platinum group element dispersion patterns in humus samples of the Mayville Igneous Complex, southeastern Manitoba
- 17 Geology, structure and mineralization of the Ore Fault property, Bird River greenstone belt, southeastern Manitoba
- 18 Sulphide fragments in waste rock at the Maskwa open pit mine, southeastern Manitoba: investigations on petrogenesis, potential source rocks and mode of emplacement
- 19 A new tree-ring network for studying drought in southeastern Manitoba and northwestern Ontario
- 20 Phytoremediation and revegetation of mine tailings and bio-ore production: effects of paper mill sludge on plant growth in tailings from central Manitoba gold minesite
- 21 Aggregate resources in the rural municipalities of Riverside and Turtle Mountain, southwestern Manitoba
- 22 Summary of investigations for the Sedimentary and Industrial Minerals Section

---

## MINERALS POLICY AND BUSINESS DEVELOPMENT

The Minerals Policy and Business Development section is responsible for monitoring industry and commodity information used in formulating Manitoba's minerals policies, promoting mining and exploration investment opportunities organizing and staging of the annual Mines and Minerals Convention and administering the Mineral Exploration Assistance Program (MEAP), Manitoba Prospectors Assistance Program (MPAP) and the Manitoba Mineral Exploration Tax Credit (MMETC). The section also helps facilitate the provision of community adjustment services to communities facing mine closure. To achieve these goals, the Minerals Policy and Business Development section works closely with the Manitoba Geological Survey and the Mines Branch of Industry, Economic Development and Mines and all affected government departments.

On a global scale, the mining industry has continued its momentum established in 2004 due to increased commodity prices coupled with the ability for junior explorers to raise exploration funds. Exploration levels in the province continue to increase and Manitoba continues to generate positive news. After gaining international recognition in the 1999 Fraser Institute survey of mining companies as 'one of the best places in the world to invest in exploration and mining', frontier exploration, particularly for gold, nickel and diamonds, has dramatically expanded. Natural Resources Canada reports that off-site mineral exploration expenditures have increased from under \$20 million in 1999 to an estimated \$43+ million in 2005. The search for diamonds continues to generate exploration activity in northeast Manitoba.

In addition, Hudson Bay Mining and Smelting and Inco continue major investments to ensure their operations remain in Manitoba until at least 2016.

The section continued to build relationships with exploration and mining companies by promoting the advantages of investing in Manitoba. The benefits of these relationships are not always realized immediately. Mineral exploration and mine development are long-term endeavours with inherent risks. Over the years, however, all Manitobans have benefited from a healthy minerals sector that has grown to be the second largest primary resource industry in Manitoba, with a value of nearly \$1 billion annually.

The responsibilities of the Minerals Policy and Business Development section are implemented on a wide variety of fronts that include strategic business development including minerals policy, focussed client service, mining community development and administration of the minerals incentives programs.

**Strategic Business Development** - To effectively promote Manitoba's mineral investment advantages, it is important to understand industry trends and needs. Where possible, it is also necessary to contribute to the policies and initiatives that can impact mineral investment in a positive and sustainable way. Section representatives participated on various committees such as the Manitoba Mining Tax Committee, Intergovernmental Working Group subcommittees on exploration tax credits, resource tax reform and aboriginal participation in mining, and the Protected Areas Mineral Liaison Committee.

Competition for the exploration dollar has become international in scope and if we are to maintain a healthy and sustainable mining industry in the province it is critical to elevate the profile of Manitoba's mineral endowment and positive business environment. Section personnel conducted focused marketing initiatives and attended major industry conferences to attract exploration dollars to the province. The impact of Manitoba's policy climate in attracting mineral investment was recognized again in the 2005 Fraser Institute survey of mining companies, in which the province placed first in Canada and third in the world amongst mining jurisdictions. Survey results represent the opinions of exploration managers in mining companies operating around the world.

In addition, the Department worked collaboratively with local prospectors groups and Manitoba's mining communities to promote mineral and business opportunities in and around those communities through a Team Manitoba approach.

**Conventions and Trade Shows** - Investment opportunities were promoted through trade show displays and direct marketing efforts at the following major mining and exploration events:

- Prospectors and Developers Association of Canada (PDAC) - Toronto (14,500 in attendance)
- Mineral Exploration Roundup - Vancouver (5,400 in attendance)
- San Francisco Gold Conference, San Francisco, California

---

**Team Manitoba** - a collaborative effort between Manitoba's mining communities, mineral property holders and staff from Industry, Economic Development and Mines, was also successful in promoting mineral investment. Working together, the Team, including mayors from Manitoba's mining communities, provided a unified front to potential investors at the Prospectors and Developers Association of Canada Conference and at the Manitoba Mining and Minerals Convention.

**Client Service** - Minerals Policy and Business Development, in co-operation with other Branches and government departments, provided advice and direction to help new mining and exploration companies adjust to operating in a new jurisdiction or existing companies embarking on new ventures. This client assistance was provided in both an interdepartmental team approach and through issue driven individual service.

**Community Development** - activities undertaken by the section include participating in and co-ordinating various initiatives related to mine closure, including facilitating community adjustment and community economic development. The purpose of these activities is to help ameliorate the effects of mine closure on, and contribute to, the long-term viability of mining communities.

The department, with Intergovernmental Affairs and Trade and Labour and Immigration took the lead in organizing an interdepartmental working group to deal with mine closure at Lynn Lake and Leaf Rapids. This core group grew into a government Steering Committee that is presently addressing both local and regional issues in the Lynn Lake – Leaf Rapids area and impacts of mine closure in Snow Lake. In addition to increased government geological programming in this region, the government is providing funding assistance from the Mining Community Reserve to help each community deal with the effects of mine closure and plan for future economic development.

**Manitoba Mining and Minerals Convention** - the annual Manitoba Mining and Minerals Convention hosted over 800 industry participants. The convention provided a venue for stakeholders to acquire the latest government geological information releases, interact with the exploration and mining services sector and discover new business opportunities. The convention theme, "Explore the Possibilities" reflected the mining sector's vibrant presence in Manitoba as well as Manitoba's enormous untapped mineral potential, and the many opportunities that exist for further exploration in our geologically diverse province. In 2005, the convention hosted a total of 61 trade show booths and 17 presentations. In addition, 33 mineral property booths and 37 geological posters were featured. The Manitoba Mining and Minerals Convention 2006 will be held November 20, 21 and 22 at the Winnipeg Convention Centre.

**Exploration Incentives** - The continuation of mineral incentive programs such as the Mineral Exploration Assistance Program (MEAP), Manitoba Prospectors Assistance Program (MPAP) and the Manitoba Mineral Exploration Tax Credit (MMETC) sends a positive message to industry that Manitoba is serious about attracting investment and supporting industry in times of heightened competition for the global exploration dollar. All programs were administered by the Minerals Policy and Business Development section.

## **MINERAL INDUSTRY SUPPORT PROGRAMS**

The Mineral Industry Support Programs are delivered under Manitoba Geological Survey; however, the financial information is reported under Industry Development – Financial Services.

### **Mineral Exploration Assistance Program**

The Mineral Exploration Assistance Program (MEAP) provides financial assistance to eligible companies or individuals who undertake mineral exploration in Manitoba. The program, established in the fall of 1995, was designed to increase exploration and stimulate activities that may lead to the development of new mines. Companies/individuals may qualify for 25% - 35% of eligible exploration expenditures up to a maximum of \$400,000.00 per recipient, per fiscal year; depending on the area of exploration. A higher percentage of assistance is offered for projects undertaken in the Northern Superior region of the province, due to remoteness and limited infrastructure. In response to difficult times brought on by the downturn in the mineral industry, MEAP has extended the higher percentage of assistance on eligible expenditures to include the Lynn Lake/Leaf Rapids and Bissett areas. Two offerings are held per fiscal year.

Companies with approved projects under the April 2005 offering had until October 31, 2005 to complete their work, and approved projects under the November, 2005 offering had until March 31, 2006 to complete their work. Seventy of the original 93 approved projects were completed.

### **Reviews, Audits and Inspections**

To ensure accountability and integrity of the Program, the Department continued to conduct audits and site inspections following guidelines developed with the Provincial Internal Audit office. In the 2005/2006 fiscal year, Industry, Economic Development & Mines and the Provincial Internal Audit Office decided to forego internal audits of the program for 1 year due to other priorities within Internal Audit and past history of administration of the program. Nine site inspections for projects representing \$319,462.00 or 13% of the allocated assistance have been completed.

### **Program Highlights from October 1995 to March 31, 2005**

- 138 companies have participated under MEAP representing 534 exploration projects.
- 100 of the 138 companies are considered new to Manitoba. Of the 138 active companies, 20 are major exploration companies and 118 are junior companies (note: a company is considered a major exploration company if its market capitalization is greater than \$100 million).
- \$20.5 million of assistance has been issued to 534 completed projects.
- \$135.8 million in exploration expenses have been reported.
- Reported exploration expenditures under the Program indicate every \$1 million in assistance paid generates \$6.6 million in exploration expenditures.

### **Mineral Exploration Assistance Program 2005 Status**

Offering	Applications Received	Approved Applications	Proposed Exploration \$ in 000's	Assistance \$ Allocated in 000's	Projects Completed	Actual Exploration \$ in 000's	Assistance \$ Paid
05-04-01	56	54	24,336.3	1,100.0	36	11,184.06	721.14
05-11-01	39	39	24,825.8	1,362.1	34	23,307.17	1,238.8
<b>TOTAL</b>	<b>95</b>	<b>93</b>	<b>49,162.1</b>	<b>2,462.1</b>	<b>70</b>	<b>34,491.2</b>	<b>1,960.0</b>

**Note:** Projects approved under the November 2005 offering have until June 15, 2006 to file final reports and make application for final payment

### **Results of Assistance by General Region of Exploration for 2005/2006**

	Projects	Exploration \$ in 000's	Assistance \$ in 000's
Far North	7 (7.5%)	\$1,107.2 (3.2%)	\$78.4 (4.0%)
Northern Superior	18 (19.4%)	\$8,440.7 (24.5%)	\$368.7 (18.8%)
Hudson Bay Lowland	1 (1.1%)	\$0 (0.0%)	\$0 (0.0%)
SE Trans-Hudson Orogen	0 (0.0%)	\$0 (0.0%)	0 (0.0%)
Flin Flon/Snow Lake	19 (20.4%)	\$7,459.5 (21.6%)	\$420.7 (21.5%)
Lynn Lake/Leaf Rapids	5 (5.4%)	\$1,707.0 (4.9%)	\$68.5 (3.5%)
Southeastern Manitoba	27 (29.0%)	\$ 7,423.6 (21.5%)	\$564.9 (28.8%)
South Central Manitoba	4 (4.3%)	\$1,293.8 (3.8%)	\$93.4 (4.8%)
Thompson Nickel Belt - Superior Boundary Zone	12 (12.9%)	\$7,059.4 (20.5%)	\$365.4 (18.6%)



---

**Manitoba Potash Project**

As partners in the Manitoba Potash Corporation, Potamine Potash Mining of Canada Inc. and the Province of Manitoba hold the development rights to known reserves in the Russell-Binscarth area of southwest Manitoba. The Manitoba Potash Project has sufficient mineable reserves to sustain a world class potash mining and processing operation for over 25 years. Potamine is controlled by Entreprise Minière et Chimique (EMC) of France. The EMC Group is one of the world's leading potash trading companies with extensive experience in the production and marketing of potash.

During the fiscal year, the department continued its efforts to market Manitoba's 49% interest in the Manitoba Potash Project by seeking out potential investors.

**Acid Rain Abatement Program - Flin Flon**

This program provides financial assistance to Hudson Bay Mining and Smelting Co., Limited for the construction of environmental improvements to the metallurgical plant at Flin Flon. Modernization of the plant resulted in containment of sulphur dioxide emissions within prescribed limits.

The department continued to monitor the commitments by HBM&S and administered the ancillary loan agreement between Manitoba and Saskatchewan.

**Manitoba Prospectors Assistance Program**

The Manitoba Prospectors Assistance Program (MPAP) offers grants to prospectors conducting exploration on their own Manitoba mineral properties or open Crown land. The Program is targeted at increasing mineral exploration in Manitoba to help replenish declining ore reserves. The Program is funded at \$123,100 per year and allows individual prospectors to qualify for up to 50% of their prospecting expenditures incurred up to \$7,500 per prospector per year. The program also provides 80% of the cost of one return charter flight or \$1,500.00 per year, whichever is less, for projects undertaken in more remote areas of the Province. Maximum assistance of \$9,000.00 is available per applicant per year.

In 2005/06 the program received 12 applications for grants; 12 prospecting projects were approved under the Program with 7 completed as of March 31, 2006. The total amount of Program funds dispersed for 2005/06 was \$34,535.93.

Gordon Davy	\$7,500.00
William Hood (2 projects)\$	\$3,528.59
John Lee	\$8,792.12
Stephen Masson	\$7,500.00
Harold Westdal (2 projects)	\$7,215.22

**10-3(a) Manitoba Geological Survey**

Expenditures by Sub-Appropriation	Actual	Estimate		Variance Over (Under)	Expl. No.
	2005/06 \$	FTE	2005/06 \$		
Total Salaries & Employee Benefits	3,423.2	57.10	3,571.2	(148.0)	
Total Other Expenditures	1,635.2		1,715.5	(80.3)	
<b>Total Expenditures</b>	<b>5,058.4</b>	<b>57.10</b>	<b>5,286.7</b>	<b>(228.3)</b>	

**Note:** Costs related to the Mineral Exploration Assistance Program (MEAP), Manitoba Prospectors Assistance Program (MPAP), Manitoba Potash Project and the Acid Rain Abatement Program are reflected under Industry

## **MINES**

### **OBJECTIVES**

The Mines Branch administers legislation governing the disposition of mineral rights (permits, claims and leases), exploration, development, production of the province's non-fuel mineral resources and rehabilitation of mines and quarries. The branch comprises three sections; Mining Recording, Mining Engineering and Inspection, and Assessment.

### **ACTIVITIES/RESULTS**

Other activities performed by the Mines Branch staff included the continuing compilation of an inventory of the provinces aggregate resources and administration of provincial land-use policies that deal with the conservation of aggregate resources. The Branch continues it's representation on the sub-committee of IGWG on Mine Environment Neutral Drainage (MEND) Committee and the Federal/Provincial Technical Committee on Mineral Statistics. Branch staff participated in a number of technical seminars, conferences and mine rescue competition.

In 2005/06 the branch entered the 14<sup>th</sup> year of a substantial program for the rehabilitation of aggregate pits and quarries throughout the province. Under the Orphan and Abandoned Mine Site Program, the total expenditure for FY 2005/06 was \$1,355,280. The rehab work addressed some of the critical safety and environmental issues at the Bissett, Sherridon, Lynn Lake and Ruttan mine sites. In accordance with the Mine Closure Regulation, owners/operators of the province's operating and inactive mines submitted closure plans and proposals for review and comments.

#### **Mining Recording Section**

Mining Recording offices are located in Winnipeg and Flin Flon.

Mining Recording Offices maintain up-to-date records of mineral dispositions and leases and all legal transactions that relate to mineral dispositions and leases as required by legislation. The general public can access the computer data base on mining claims and permits through terminals located in each of the offices.

The Mining Recording Section processes applications for mineral dispositions, leases, monitors and inspects the activities of disposition and lease holders for compliance with requirements of The Mines and Minerals Act and Regulations, and collects fees, rentals, royalties, rehabilitation levies, taxes and cash security deposits payable under the Regulations. The total revenue collected by the Section during the fiscal year 2005/2006 was \$2,628,204 and the rehabilitation levy collected, including interest, on the removal of aggregate material was \$1,837,136 for the same period.

During the calendar year 2005, 458 mining claims and 68 mineral exploration licenses were recorded covering a total of 2,741,838 hectares. Concurrently, 37 quarry mineral leases, 758 casual quarry permits and 774 registration certificates for private pits and quarries were also issued during the same period. Details of the types of mineral dispositions and leases issued and in good standing in 2005 are shown on the following page.

One potash exploration permit was issued in September 2005 covering over 45,212 hectares. The potash exploration permit is for a time of five years and may apply for up to three one-year extensions if required.

The initial phase of the Mine Recording upgrade project was completed and will form the basis for the integration of processes within the branch and the eventual implementation of map staking.

**MINERAL DISPOSITIONS ISSUED EACH CALENDAR YEAR 2002 - 2005**

	2002		2003		2004		2005	
	No.	Hectares	No.	Hectares	No.	Hectares	No.	Hectares
<b>Mining</b>								
Mining Claims	784	167,978	941	203,542	821	177,402	458	83,524
*Exploration Permits	21	438,210	--	--	--	--	--	--
*Special Exploration Permits	2	58,004	--	--	--	--	--	--
Mineral Exploration Licences	7	271,355	35	668,450	72	1,436,123	68	2,658,314
Mineral Leases					1	61	-	--
<b>Quarrying</b>								
Leases	27	830	38	1,110	55	2,072	37	1,376
Exploration Permits	2	79	-	-	-	-	4	845
Casual Quarry Permits	751	-	758	-	706	-	758	-
<b>Peat</b>								
Leases	-	-	1	264	5	287	3	477
<b>Private Aggregate Registration Certificates</b>	776	-	792		785	-	774	-

\* Exploration permits were changed to Mineral Exploration Licences with the Act Amendments proclaimed in November 2002.

**MINERAL DISPOSITIONS IN GOOD STANDING AT CALENDAR YEAR END 2002- 2005**

	2002		2003		2004		2005	
	No.	Hectares	No.	Hectares	No.	Hectares	No.	Hectares
<b>Mining</b>								
Mining Claims	5,032	738,730	5,130	795,228	5,470	875,135	5,056	769,800
Order-In-Council Leases	3,653	120,562	3,653	120,562	3,653	120,562	3,653	120,562
Mineral Exploration Licences/Special Permits	40	1,544,471	60	1,588,678	113	2,497,144	152	4,613,743
Special Permits	4	181,032	3	37,222	1	10,916	--	--
Mineral leases	263	36,424	262	30,637	257	25,765	254	23,424
<b>Potash</b>								
Leases	1	5,787	1	5,787	1	5,787	1	5,787
Exploration Permits	-	-	-	-	-	-	1	45,212
<b>Quarrying</b>								
Leases	822	38,855	845	39,082	830	38,145	824	38,586
Exploration Permits	5	1,212	5	709	2	79	4	846
<b>Peat</b>								
Leases	139	21,381	141	21,824	141	21,763	145	22,243
Exploration Permits	-	-	-	-	-	-	-	-
<b>TOTAL</b>	9,959	2,688,454	10,100	2,639,729	36,233	3,595,296	10,090	5,640,203

## Mining Engineering and Inspection

The primary purpose of the Mining Engineering and Inspection Section is to facilitate and encourage sound exploration, mining and rehabilitation practices in the province consistent with the principles of sustainable development and in compliance with The Mines and Minerals Act. It also provides land management and advisory services in support of provincial legislative and regulatory land use and resource management initiatives. G.I.S. services are provided to industry to assist in the resolution of environmental and land use conflicts, dissemination of non-confidential assessment reports, land use and tenure information.

Staff monitor mining activity in Manitoba to ensure compliance with requirements under The Mines and Minerals Act including licenses, registrations, permits, leases, closure plan submissions, royalty/levy charges on production, and environmental operation standards. In 2005/06 inspection staff conducted field inspections to ensure mining compliance at quarry lease and casual quarry permit locations, private pit/quarry operations and site rehabilitation projects.

### Orphan Mines Site Rehabilitation Program Mines Branch Expenditures 2005/06

Mine Site	Approved Budget	Expenditure 2005/06
Bissett	\$15,000	\$9,933
Sherridon <ul style="list-style-type: none"> <li>• Implementation Plan</li> <li>• Fencing</li> <li>• Water Quality Testing</li> </ul>	\$200,000	\$57,000 \$88,449 \$ 8,064 \$153,513
Lynn Lake <ul style="list-style-type: none"> <li>• Viridian &amp; Manitoba 50/50 Split (MOU)</li> </ul>	\$497,000	\$497,000
Orphaned/Abandoned mine site inspections	\$50,000	\$16,584
Ruttan <ul style="list-style-type: none"> <li>• Payment to HBMS</li> <li>• MMER Monitoring</li> <li>• Property Taxes</li> </ul>	\$636,892 \$38,999 \$4,904	\$636,892 \$38,639 \$2,719
<b>Total</b>	<b>\$1,442,795</b>	<b>\$1,335,280</b>

### Expenditures 2005/06

Sherridon: A contract to fence the open mine holes and mine adit was awarded and work partially completed in 2005. A Rehabilitation Implementation Plan is being developed based on the Environmental Health Risk Assessment completed in 2004. An Electro-Coagulation Treatment trial was completed and the results will be evaluated for consideration as an alternate treatment option.

Lynn Lake: Work was carried on at Lynn Lake to review alternatives for implementing rehabilitation of the East Tailings Management Area (ETMA). Work carried out: Ground Water Modeling, Permeable Reactive Barrier Simulation, Ecological Risk Assessment (River Modeling), Revegetation, Wetland Attenuation, Treatment Trials and University of Waterloo study.

Ruttan: As of January 2005 the environmental liability was transferred to the Province. Metal Mining Effluent Regulation (MMER) monitoring was completed by Mines Branch and the report was submitted to Environment Canada. HBMS over expenditure was \$636,892 and the Province reimbursed this amount.

---

## General

Mines Branch staff participated on various interdepartmental technical review committees. Staff took part in judging the Provincial Mine Rescue Competition in Flin Flon.

Several mine closure plans for operating metal mines, inactive mines and for industrial mineral quarries were reviewed by Mines Branch staff and the closure plans were approved by the Director of Mines.

A program was initiated by Mines Branch to inspect all the known approximately 144 inactive/abandoned mines to establish Manitoba's liability. The Province completed a recent review on the Environmental Liability of all crown owned mine sites. The estimated liability amount is \$66.04 million for Lynn Lake, Sherridon, Baker Patton, Gods Lake, Snow Lake, Ruttan and 144 small crown owned inactive mine sites.

In January 2006, the Mineral Resources Division increased many of the royalty, fees and rental charges as prescribed in Quarry Minerals Regulation 65/92 and Mineral Disposition and Lease Regulation 64/92. This was the first significant increase in 13 years.

The Mines and Minerals Act, proclaimed in 1992, introduced a program to address the rehabilitation of pits and aggregate quarries in the province. Aggregate producers pay an annual levy based on the tonnes that they've produced and this money is set aside in a fund to be used for pit and quarry rehabilitation. On the basis of aggregate production from private and Crown lands in fiscal year 2005/06 approximately \$1.8 million was contributed to this Quarry Rehabilitation Fund, with over 88 rehabilitation projects being completed at a cost of \$1.4 million. The total number of projects completed since 1992 comprise approximately 6,516 hectares of land rehabilitated. All the work has been undertaken through private equipment rental agreements or tendered contracts with private operators, administered and monitored by branch inspection staff.

### **Sustainable Land Planning Services**

Manitoba has enacted several resource management acts to manage land and resources as well as improve the economy and protect the environment. The mineral resource/land management program facilitates mineral resource and land stewardship in the various provincial and municipal land and resource use management planning processes. Program objectives for resource stewardship are to help facilitate the provincial interest in natural resources, manage land, and accommodate environmental management. Program goals are directed at facilitating responsible mining and resource development, protecting the environment, minimizing land and resource use conflicts and providing high quality land and resource management planning and advisory services to planning authorities, industry and other land management stakeholders.

Program goals also include providing secretarial support to the Surface Rights Board and assisting Manitoba in the transition to sustainability. The implementation of the program is as follows:

#### Crown Land Planning

The management, classifying and policy development for Crown land in Agro-Manitoba is the responsibility of the Bloc Planning Committees. Major activities of the Crown land management process include developing and implementing Crown land plans, developing Crown land codes and policy and supervising land use on Crown lands through an integrated management process. Other significant land management activities include evaluating Crown land sale and use proposals, providing technical advice and information on resource management activities and facilitating land designation under various resource management acts. Land management provides planning services related to:

- Crown land sales
- Crown land exchanges
- Crown land planning and development
- allocation of use
- integration of use
- protection, conservation and sustainability of provincial natural resources.

---

### Municipal Planning

The Planning Act governs land use planning and development in Manitoba. The legislation provides municipalities and planning districts with the authority to a Development Plan and Zoning By-law. Land management is actively involved in providing the legislatively based land planning processes and stakeholders with technical products, advice and technical positions on land planning matters. Support services include reviewing policy and development proposals and ensuring that the province's non-renewable mineral resources are not sterilized by development, preparing mineral resource management technical reports and products that help facilitate mineral resource management, and providing professional planning advisory assistance to the subdivision review and conditional use processes. Other significant planning services include policy reviews of plans and zoning by-laws, public consultation and supporting planning appeal Boards. Land Management is responsible for the interpretation and application of Provincial Land Use Policy #9, MR 184/94. The Provincial Land Use Policy for minerals is currently being revised to strengthen its intent and provide clarity concerning protecting mineral resources.

### Land Use Assessment

Land Management provides technical support and advice to many provincial legislative land use review and assessment processes. Land use proposals are assessed to ensure that the province's mineral resources are not sterilized by development and to ensure that land use conflicts are identified and mitigated. Land use proposals that are assessed are subdivision applications, Crown land sales, zoning and policy memorandum as well as Crown surface encumbrances with the view of documenting land use, tenure and environmental conflicts. This activity directly supports interdepartmental and intergovernmental planning and resource management activities. A total of 1125 land use proposals were assessed for potential land use conflicts to ensure that the Province's mineral resources were not sterilized by surface development. A new policy and procedure and related process was created and implemented for mineral access rights. In addition, Land Management has partnered with a development proponent in a large complex surface, mineral and sand and gravel rights ownership to document various tenures.

### Sustainability

The Sustainable Development Act was proclaimed on July 1, 1998. The Act creates a legal framework through which sustainable development will be implemented in the public sector and encouraged in private industry and society. An implementation process has been recently initiated and approved by Manitoba, and land management is currently providing technical support to many different provincial working groups and processes. Technical support is provided to COSDI, Codes of Practice, sustainability reporting, and financial management. Other important initiatives include sectoral strategies under the provincial land and water initiative. Land Management also provides technical support to the Sustainable Development Innovations Fund by reviewing technical reports and participating in the approving committee. Highlights for 2005 include the creation of sustainability indicators for mining activity in the 2005 Sustainability Report for Manitoba. The principles of sustainable development are being codified into Municipal Plans and Zoning By-laws.

### Protected Areas Initiative

Manitoba has initiated a program to protect representative landscapes and ecosystems from logging, mining and hydro development. Currently, 8.3% of Manitoba is legally protected from mining development with an additional 5.7% supported for protection by the mining sector. Mines Branch plays an important technical role in the process by legally withdrawing Crown mining rights from mineral exploration, development and extraction to protect critical habitat from mining activities. It also provides land tenure information and other support to the stakeholder approval process. A new policy and process for protecting Rank 1 Crown mineral rights from exploration and development was implemented. The intent is to provide comprehensive legal security to the protected lands and ensure that they are protected until the stakeholder consultation process is completed.

### Treaty Land Entitlement

Progress was made towards meeting provincial obligations for Treaty Land Entitlement, Northern Flood Agreement and Grand Rapids Forebay Agreement in accordance with these legal agreement requirements. 116 land selections covering approximately 154,764 acres were assessed and approved. Land selections containing valid mineral dispositions in good standing were documented and technical support to the selection process was provided. Staff participated in resolving tenure conflicts associated with land selections and also provided procedural and policy advice.

---

### Public Outreach

Land Management also provide educational and outreach services facilitating sustainability, mineral resource management to various land management boards, municipal councils, industry and the public. Public outreach services include presentations, workshops, and internet access to land management issues, policies, practices to ensure that there is an opportunity for public involvement and discussion regarding resource management issues. Activities include oral and poster presentations at conferences, workshops, public meetings and direct stakeholder consultations concerning mineral resource management. This activity helps facilitate informed decision making by land management boards, industry, and the public. Highlights for 2005 include providing public outreach to Manitoba's cottage lot program, assisting Manitoba prospectors in land tenure issues, and providing technical support to Watershed Management Boards.

### **Assessment Section**

The Section receives and evaluates reports of required work submitted under The Mines and Minerals Act to ensure compliance with legislation and acceptable industry standards. At first confidential, these reports are eventually transferred to the non-confidential assessment library open to the public. These reports are indexed, microfilmed and scanned. Clients can view reports in our office or on the website.

Copies can be obtained by printing them directly from the website or ordering them from the Assessment Library. These reports are available on paper, microfilm or compact disc.

The Section also provides advice to the Review Panel and Administrator of the Mineral Exploration Assistance Program on the merits and validity of the projects, acceptance of final reports and recommendations on payment or non-payment of grants.

The Section monitors mining exploration activities in the province and contributes to the preparation of reports on industry activity. It also acts as liaison between Natural Resources Canada and the mining industry for the gathering of statistics on exploration and production.

At the request of the Manitoba Securities Commission, the section reviews technical submissions on mining projects to ensure that they conform with the reporting standards set out in National Instrument 43-101 - Standards of Disclosure for Mineral Projects. No projects were reviewed during the past year.

	<b>2002</b>	<b>2003</b>	<b>2004</b>	<b>2005</b>
Reports of work added to assessment library	107	76	124	133
Reports transferred to non-confidential status	215	185	107	2755
<b>PRIVATE SECTOR:</b>				
Website Visits	3082	6026	6621	2728
Visits	188	252	173	130
Reports examined	809	1264	1048	652
Reports duplicated for clients	316	458	323	282
Microfiche duplicated for clients	0	0	0	0
CD'S duplicated for clients	22	5	3	43
<b>DEPARTMENTAL STAFF:</b>				
Reports examined	250	248	893	258
Reports duplicated for staff	16	10	33	14
Microfiche duplicated for Winnipeg and Northern Offices	3830	2752	2711	2157

---

**10-3(b) Mines**

---

<b>Expenditures by Sub-Appropriation</b>	<b>Actual 2005/06 \$</b>	<b>Estimate 2005/06 FTE</b>	<b>\$</b>	<b>Variance Over (Under)</b>	<b>Expl. No.</b>
Total Salaries and Employee Benefits	1,225.7	26.00	1,251.1	(25.4)	
Total Other Expenditures	1,198.0		687.0	511.0	1
<b>Total Expenditures</b>	<b>2,423.7</b>	<b>26.00</b>	<b>1,938.1</b>	<b>485.6</b>	

---

1. *Treasury Board authorization of the Orphaned/Abandoned Mine Site Rehabilitation Program contributed to expenditures higher than budgeted.*



---

## **PETROLEUM**

### **OBJECTIVE**

To provide for and encourage the safe and efficient development of Manitoba's oil and gas resources in accordance with the principles of sustainable development.

### **ACTIVITES/RESULTS**

Manitoba's oil and gas sector, though small by national or international standards, is a significant component of the provincial economy particularly in the south western part of the Province.

In 2005, Manitoba produced 811,924 cubic metres of oil having a total value of over \$320.7 million. This is equivalent to about 28 percent of the province's refined petroleum products needs. Since there are no refineries in Manitoba all of the Province's production is exported through the Enbridge pipeline system to refiners in Ontario and the US.

In 2005, the petroleum industry spent \$243 million in Manitoba to explore for and develop Manitoba's oil and gas resources, to operate over 2200 wells and transport crude oil and refined petroleum products within the province.

The Sinclair Field located 35 km southwest of Virden continued to be the hot spot for oil exploration. As of March 31 the field has 293 producing oil wells. In 2005 Sinclair contributed 22.7% of the total provincial production. The Department estimates that the current proven oil reserves of the field are 20 million barrels.

It is estimated that the petroleum industry in Manitoba provides direct employment for approximately 330-390 Manitobans and indirect employment for at least that many people.

In 2005/06, royalties, production taxes and revenue from the administration of Crown owned oil and gas rights and fees added \$16.0 million to the Provincial treasury. Significant revenues were also collected by the province through income taxes, retail sales tax, corporation capital tax, payroll tax and fuel taxes. In addition, the industry paid approximately \$2.0 million in property taxes to the various municipalities where oil wells and facilities are located.

The Branch administers The Oil and Gas Act and related regulations governing the exploration, development, production, transportation and storage of crude oil and natural gas. The Branch is also responsible for The Oil and Gas Production Tax Act. Additionally, officers and inspectors of the Branch are designated as Workplace Safety and Health Officers under The Workplace Safety and Health Act with respect to oilfield operations. The inspectors also act as industry's first point of contact with regard to oil field related environmental issues.

Bill 21 – The Oil and Gas Amendment and Oil and Gas Production Tax Amendment Act received first reading in March 2005 and is awaiting proclamation. The bill addresses a number of issues that have arisen since the Acts were introduced in 1994 and includes provisions that enhance environmental protection, strengthen enforcement, streamline administration and encourage oil and gas exploration and development.

In 2005, companies took advantage of the following enhancements to the Manitoba Drilling Incentive Program which became effective January 1, 2004:

- For new vertical wells, a minimum of 500 cubic metres of holiday oil can now be produced before crown royalty or production tax is paid – 463 wells qualified
- An increase in the volume of holiday oil that can be assigned from a company's holiday oil volume account to a newly drilled well. The holiday oil volume earned by a new well can now be "topped up" to 3,000 cubic metres - 40 wells qualified
- A new incentive for drilling new horizontal legs from existing horizontal wells. New horizontal legs qualify for a holiday oil volume of 3,000 cubic metres - no wells qualified

- 
- A daily production increase of two cubic metres (from one to three) for marginal wells to qualify for the casing repair incentive, effective January 1, 2005 - 5 wells qualified

In 2005, oil companies reported 29 spills. More information on spills is presented in the Petroleum Industry 2005 Spill Statistics and Report available on the Petroleum website.

The Branch continued enhancement of its GIS web-enabled petroleum resources map. The map covers south western Manitoba including townships 1-22; ranges 19-29 W1 and shows provincial Crown oil and gas rights mineral ownership, Crown oil and gas dispositions, wells, oil and gas facilities, field boundaries and topography orthophotos. The map is available on the Petroleum website ([www.gov.mb.ca/itm/petroleum](http://www.gov.mb.ca/itm/petroleum)).

The Branch participated in the following consultation and outreach activities during 2005/06:

1. The 13<sup>th</sup> International Williston Basin Horizontal Well and Petroleum Conference, April 24-26 2005 in Regina, Saskatchewan. The Branch presented an update of Manitoba oil and gas exploration and development activity at this forum and met with industry clients.
2. Round Table Industry/Government Meetings were held in Calgary, Alberta on September 27, 2005 and in Virden, Manitoba on October 20, 2005. Meetings were held as a forum to discuss the new open and transparent battery approval process in which applications are circulated to an Interdepartmental Battery Application Review Committee, amendments to The Oil and Gas Act and The Oil and Gas Production Tax Act and other industry issues.

The following informational notices were issued by the Branch in 2005/06:

- Informational Notice 05-1 – Schedule of Public Offering of Manitoba Crown Oil and Gas Rights – August 8, 2005
- Informational Notice 05-2 – Withdrawal of Crown Oil and Gas Rights from Disposition – October 13, 2005
- Informational Notice 05-3 – Shallow Gas Encounter While Drilling Surface Hole – November 17, 2005
- Informational Notice 05-4 – Abandonment Fund Reserve Account – November ,2005
- Informational Notice 05-5 – Well Log Digital Submission Requirements – December 29, 2005

## **Administration and Geology Section**

### **Administration**

Administration is responsible for collection of petroleum revenues and administration of Crown owned oil and gas rights. The section collects annual lease rentals, Crown oil royalties and freehold oil taxes, conducts sales of Crown oil and gas leases and exploration reservations and processes lease renewals and extensions. The section is responsible for administering provisions of the Crown Disposition Regulation, the Crown Royalty and Incentives Regulation, the Oil and Gas Lease Agents Regulation and portions of the Drilling and Production Regulation under The Oil and Gas Act. The section also administers The Oil and Gas Production Tax Act and Regulation.

*Crown Oil and Gas Rights* - Four Crown oil and gas lease sales were held in 2005/06. Two-hundred and eighty-nine leases covering 60,949 hectares were sold for a total of revenue of \$ 6.4 million. Revenue collected from Crown oil and gas lease sales was up substantially from the 2004/05 revenue of \$2.0 million.

Since 1979, the province has collected over \$40.7 million from the disposition of Crown oil and gas rights. As of December 31, 2005, 108 851 hectares of Crown oil and gas rights were under disposition. Of this total, Crown leases accounted for 98% and, exploration reservations 2%. Compared to 2004, the total area under disposition increased by 149%

In 2005, the section processed 29 lease renewals and 3 lease extensions, 40 lease surrenders, 22 transfers of dispositions and 20 oil and gas lease agent renewals and registrations. It also issued 293 new leases.

*Data Collection* - The section collects monthly oil production data and data on the disposal and injection

---

of salt water for all active wells in the province. As of December 31, 2005, there were 2107 non-abandoned wells in Manitoba. Digital production and injection histories are available for all wells.

During 2005/06, the section collected \$ 16.0 million from the petroleum industry. This revenue comprised \$ 3.1 million in Crown oil royalties, \$ 6.2 million in freehold oil taxes and \$ 6.7 million from administration of Crown oil and gas rights, fees for well licences, battery operating permits, geophysical licences, and oil and gas lease agent registration and publication sales. The revenue collected in 2004/05 was \$7.9 million.

*Manitoba Drilling Incentive Program, (1992-2009)* - The Manitoba Drilling Incentive Program provides licensees of wells drilled after January 1, 1992 and before January 1, 2009 a holiday oil volume of production that is exempt from Crown royalties or freehold production taxes. The holiday volume earned is a function of oil price and location of the new well with respect to other wells.

Holiday oil volumes of up to 20 000 cubic metres can be earned by a new well.

In the thirteenth year of this program, 494 wells earned an average holiday oil volume of 2,700 cubic metres, bringing the total number of wells with a holiday oil volume in the program to 902, as of December 2005. In 2005, 443 wells completed production of their holiday oil volume.

Any horizontal well drilled prior to January 1, 2009 receives a holiday oil volume of 10,000 cubic metres. Seventeen horizontal wells were drilled in 2005.

Effective November 11, 1995, a marginal well where a workover is completed prior to January 1, 2009 earns a 500 cubic metre holiday oil volume. A marginal well is defined as a well that, over the previous 12 months, has been shut-in or has an average production rate of less than 3 cubic metres per operating day. Major workovers include the re-entry of abandoned wells, deepening or recompletion of existing wells from one pool to another and the repair of the casing in a well. Five wells earned a holiday oil volume under the program in 2005.

The Manitoba Drilling Incentive Program provides for a portion of the oil produced from a new waterflood, or other enhanced oil recovery (EOR) project implemented after April 1, 1999, which is attributed to an increase in reserves, to qualify as third tier oil for royalty/tax purposes. A portion of production from nine approved EOR projects have qualified as third tier oil.

Newly drilled injection wells, or wells converted to injection within an approved EOR project, qualify for an "injection well incentive" and a one-year royalty/tax exemption. As of December 31, 2005, a total of 36 wells had qualified for an "injection well incentive" under the program. All of the wells have completed their injection incentive period.

The *Manitoba Petroleum Fiscal Regime* booklet which provides detailed information on the drilling incentive program, provincial Crown royalties and provincial freehold oil production taxes was updated in 2004 to reflect the changes to the incentive program. The booklet is available on the Petroleum website.

*Performance Deposits and the Abandonment Fund Reserve Account* – The section administers trust accounts for performance deposits and the Abandonment Fund Reserve Account. Applicants for licences or permits issued under The Oil and Gas Act are required to submit a performance deposit to ensure operations comply with the Act and regulations. These deposits are held in trust until required rehabilitation work has been completed. In 2005, approximately \$ 2.9 million in cash, term deposits and letters of credit were administered.

The Abandonment Fund Reserve Account is established under The Oil and Gas Act. Non-refundable levies on geophysical and well licenses, transfer of well licenses, battery operating permits and inactive wells are deposited in the Account. The Account is used as a source of funds to operate or abandon a well or facility that is in non-compliance with the Act, where the licensee of the well or facility fails to do so. The Account can also be used to rehabilitate the site of an abandoned well or facility or to address any adverse effect on property caused by a well or facility. An expenditure from the Account on behalf of a licensee automatically creates a debt of the licensee to the Crown, recoverable in court.

An annual report of activities relating to the Account to March 31, 2006 is available from the Branch and

---

is posted on the Petroleum website.

---

---

**Abandonment Fund Reserve Account Activity**

<b>Opening Balance (April 1, 2005)</b>		<b>172,472.84</b>
<b>Deposits</b>		<b>188,587.64</b>
Levies and Penalties	185,202.00	
Interest	1,360.64	
Recovery of Expenditures	2,025.00	
<b>Expenditures and Refunds</b>		<b>5,437.00</b>
Oilex Exploration Corp.	5,185.00	
<b>Closing Balance (March 31, 2006)</b>		<b>355,623.48</b>

**Geology**

Geology prepares reports on Manitoba's petroleum geology and hydrocarbon potential to encourage and assist in the exploration and development of the province's oil and gas resources. A system for the designation of field and pool boundaries is maintained. As of January 1, 2006 Manitoba had 14 designated oil fields and 178 designated active oil pools. Field and pool codes for 174 new wells were assigned during 2005/06.

In addition, Geology provides consultation and assistance to the public and the petroleum industry.

Accomplishments in 2005/06 include:

- Continued enhancement of geological formation tops data base as part of the Manitoba Oil and Gas Well Information System. In 2005, a total of 238 new wells were added to this database.
- Released an historical database inventory of core descriptions from wells examined by Branch geologists on the Petroleum website.
- Continuation of the Targeted Geoscience Initiative II: Williston Basin Architecture and Hydrocarbon Potential. This project is in partnership with the Geological Survey of Canada, Saskatchewan Industry and Resources, and the Manitoba Geological Survey and the Petroleum Branch. The objective of the 2-year project is to produce a geological model of Phanerozoic rocks over a significant portion of Saskatchewan and Manitoba to enhance our understanding of the hydrocarbon and mineral potential. This model will incorporate geophysical and hydrogeological data to enhance our understanding of hydrocarbon migration paths and traps, within and beyond, traditional geographic areas of hydrocarbon production through subsurface geological mapping, geophysical mapping, hydrogeological mapping and remotely sensed imagery analysis.
- Released the Sinclair Bakken-Three Forks Development Overview on the Petroleum website. The report includes a brief history, short geological description of the formations of interest, engineering analysis of the same formations and early data for production.

**Engineering and Inspection Section****Engineering**

Under the authority of the Drilling and Production Regulation and the Geophysical Regulation, Engineering processes drilling licenses, geophysical licenses and applications to recomplete, suspend, or abandon wells. It also issues permits for all oil and gas facilities. In 2005/6, a total of 401 drilling licenses and 17 geophysical licenses were issued. In addition, 92 technical well operations applications were processed.

Technical studies are undertaken of oil and gas reserves and enhanced recovery potential. As of December 31, 2003, total and remaining proved developed oil reserves in Manitoba were 40.5 million cubic metres and 4.3 million cubic metres, respectively. Reserve additions for 2003 totalled 0.4 million

---

cubic metres, 56% of oil production over the same period. The 2003 reserve life index is 6.8 years. Modifications to two existing enhanced oil recovery (EOR) projects were approved in 2004/05.

Information and advice are provided to the petroleum industry and the public at the Winnipeg, Virden and Waskada offices.

### **Inspection**

Inspection enforces regulations under The Oil and Gas Act related to geophysical, drilling, production, and pipeline operations. Specifically, the inspectors license and inspect field facilities, investigate complaints, witness specific operations, and interpret and communicate departmental or regulatory requirements to industry personnel. Inspectors are also responsible for carrying out safety and health inspections of petroleum industry operations under The Workplace Safety and Health Act. District offices are located in Virden and Waskada.

More than 1,400 wells and oil and gas facilities in the province were inspected at least once during the year. A total of 103 non-compliance orders were issued in 2005/06 for wells and oil and gas facilities not in compliance with the Act. A total of 227 flow line applications were processed and 105 excavation permits issued.

Inspectors visit all abandoned wellsites to ensure that the abandonment and clean up have been conducted properly and that plant growth has been established. During 2005/06, 45 Certificates of Abandonment were issued, allowing for the release of wells from performance deposit requirements. The unit also manages a program of environmental protection involving the rehabilitation of all oil or salt water spill sites. During 2005/06, 31 new spills and 226 old spill sites were inspected. 10 spill sites were fully rehabilitated and released from the Branch's rehabilitation program.

### **Digital Information Services Section**

Digital Information Services is responsible for development and maintenance of computer systems within the Branch. These systems include a diverse collection of activities such as web services, database maintenance, GIS, application development and document images and drafting services.

In 2005/06 the section continued to expand the offering of information available on the internet. The section provided ongoing support and development for GIS map products, Petroleum website enhancements and the Manitoba Oil and Gas Well Information System (MOGWIS).

Accomplishments in 2005/06 include:

- Historical well production is now available on the internet
- The Branch's technical well files are now available on the internet.
- Well core descriptions are available for key areas of the province
- Continued development of a program to assist Administration and Geology in conducting audits of Crown royalty and freehold production tax payments. The system has been completed and is awaiting sign off from Administration.
- Continued support for the Oracle Petroleum Branch database and the Manitoba Oil and Gas Well Information System (MOGWIS).
- Ongoing support for GIS functions.
- Continued updating and enhancement of Petroleum data offerings.
- The Branch now has available digital well logs for new wells drilled in 2005 including LAS and image files. These files are utilized by industry within specialized software to assess development opportunities within the Province.

### **Minister's and Director's Approvals**

Under The Oil and Gas Act, the Minister and the Director of Petroleum have authority to issue orders relating to drilling, production, storage and transportation of oil and gas. The Minister has authority to make orders relating to well spacing, enhanced recovery, maximum production rates, seizure of wells and facilities and to enter into Unit Agreements on behalf of the Crown. The Lieutenant Governor in Council has delegated parts of this authority, under Order in Council 384/2001, to the Director where the circumstances are considered routine. The Director has authority to issue orders relating to salt water disposal, designation of field and pools, designation of new oil status and to affect the seizure of wells and facilities of a non compliant operator pursuant to a Ministerial Seizure Order.

---

---

**In 2005/06, the following Ministerial Orders were issued:**

Pipeline Construction Permit No. 4	March 31, 2006	Tundra Oil & Gas Limited
Pipeline Construction Permit No. 5	March 31, 2006	Tundra Oil & Gas Limited
Pipeline Operating Licence No. 06-01	March 31, 2006	Tundra Oil & Gas Limited

\*order made by Director of Petroleum under delegation

**In 2004/05 the A/Director of Petroleum made the following orders:**

Salt Water Disposal Permit No. 189	May 3, 2005	Rolland Virtual Business Systems Ltd.
Salt Water Disposal Permit No. 190	October 20, 2005	Tundra Oil & Gas Limited

**Petroleum Industry Overview :**

	2005	2004
New Wells Drilled	285	119
Oil Production	811 924 m <sup>3</sup> (5.1 million bbls)	637 498 (4.0 million bbls)
Value of Oil Sales (\$million)	\$ 320.1	\$195.7
Average Selling Price	\$395.03/m <sup>3</sup> (\$62.77/bbl)	\$306.93/m <sup>3</sup> (\$48.77/bbl)
Wells Producing - December	1736	1,474
Estimated Industry Expenditures (\$million)	\$243.0	\$116.8

More comprehensive information and historical statistics on Manitoba's petroleum industry are presented in the Oil Activity Review available from the Petroleum Branch.

**10-3(c) Petroleum**

Expenditures by Sub-Appropriation	Actual	Estimate		Variance Over (Under)	Expl. No.
	2005/06	2005/06			
	\$	FTE	\$		
Total Salaries & Employee Benefits	935.5	19.50	1,117.1	(181.6)	
Total Other Expenditures	346.5		289.8	56.7	
<b>Total Expenditures</b>	<b>1,282.0</b>	<b>19.50</b>	<b>1,406.9</b>	<b>(124.9)</b>	

---

## BOARDS AND COMMISSIONS

### OBJECTIVES

To provide for the resolution of disputes between surface rights holders, mineral rights, and oil and gas rights holders with respect to accessing minerals, oil and gas.

#### Mining Board

The Mining Board is established under the Mines and Minerals Act. The primary function of the Board is the arbitration of disputes between surface rights holders and mineral rights holders with respect to accessing of minerals other than oil and gas. The Board can also hear and resolve disputes between holders of mineral dispositions and between holders and officers of the Department.

No disputes were registered in 2005/2006.

#### Surface Rights Board

The Surface Rights Act establishes a quasi-judicial process for resolving land access and development disputes between oil and gas development proponents and surface rights holders. The Act also establishes a Board to arbitrate and mediate disputes and establishes appropriate compensation for petroleum development activities. Land Management provides secretarial support to the process and the Board. In 2005, Alberta hosted the Surface Rights Conference. The Conference provides an overview of issues and trends related to Board matters in Western Canada in the oil and gas sector

1.	Signed Agreements for Surface Leases (fiscal year)	=	372
	Total Number of Recorded Surface Leases	=	2650
2.	Review of Compensation Applications	=	0
3.	Right of Entry Applications	=	0
4.	Termination of Board Orders	=	0
5.	Application for Abandonment Orders	=	0
6.	Board Orders Issued	=	0

### 10-3(d) Boards and Commissions

Expenditures by Sub-Appropriation	Actual 2005/06 \$	Estimate 2005/06 FTE	Variance Over (Under)	Expl. No.
Total Salaries and Employee Benefits	6.9	27.2	(20.3)	
Total Other Expenditures	16.8	17.7	(0.9)	
<b>Total Expenditures</b>	<b>23.7</b>	<b>44.9</b>	<b>(21.2)</b>	



---

# COMMUNITY AND ECONOMIC DEVELOPMENT

## COMMUNITY AND ECONOMIC DEVELOPMENT COMMITTEE

### OBJECTIVES

The Community and Economic Development Committee (CEDC) is a sub-Committee of Cabinet responsible for the initiation and co-ordination of community and economic development activity across government departments. CEDC is chaired by the Minister of Agriculture, Food and Rural Initiatives and includes six other Cabinet Ministers. CEDC is supported by the CEDC Secretariat.

The CEDC Secretariat provides analytical and administrative support to the Committee. Secretariat staff assist the Committee in the development and implementation of policy and projects consistent with the community and economic development priorities of government.

The Secretariat works in co-operation with business, community, Aboriginal, labour, social and environmental organizations and economic development agencies, as well as with the Premier's Economic Advisory Council, on policy and projects to support healthy and vibrant communities, and strong and sustainable economic growth in Manitoba.

Activities of the Secretariat encompass a broad range of policy areas, including rural and agricultural issues, northern development, urban revitalization, environmental and natural resource issues, public infrastructure projects, investment and industry attraction and expansion, Aboriginal and ethno-cultural issues, clean energy development, cultural policy, research and innovation, education and training, and poverty and social justice issues.

The Secretariat also provides work placement and mentorship opportunities for government interns.

### ACTIVITIES/RESULTS

Some of the specific results achieved through the involvement of the Secretariat were:

**Action Strategy for Economic Growth** – Co-ordinated the Manitoba's Action Strategy for Economic Growth, based on recommendations of the Premier's Economic Advisory Council, which underpins Manitoba's approach to sustainable, equitable and long term economic growth and competitiveness. The Action Strategy focuses on seven priorities: education first; building through research and innovation; raising and retaining investment; affordable government; growing through immigration; building on our clean energy advantage; and building our northern, rural and urban communities.

**Northern Development Strategy (NDS) – Northern Development Strategy (NDS)** – Co-ordinated inter-departmental activities to support the Northern Development Strategy (NDS), Manitoba's long term strategy to achieve economic and social wellness in northern Manitoba. NDS activities are focused on five main areas: transportation, health, education and training, housing and economic development. The NDS is based on the principle that the priorities, strengths and experiences of northern Manitobans must guide northern development. Accordingly, partnership building – such as that which is being implemented through the work of the government, Manitoba Hydro and First Nations around pre-project training – is an integral part of the strategy.

**Community Economic Development Initiative** – Co-ordinated of inter-departmental community economic development (CED) activities, based on the CED Policy Framework and Lens. The CEDC Secretariat chairs an inter-departmental CED Working Group, which develops policy tools to support CED and encourages government efforts to assist marginalized communities in building social, human and financial capital.

**Industry Attraction** – Co-ordinated efforts across government to attract new and expanded business to

---

Manitoba, to provide employment and economic benefits to the province.

**Keewatin Railway:** Co-ordinated provincial efforts, in partnership with the federal government and First Nations partners, to maintain northern rail service between The Pas and Lynn Lake, to support the transportation needs of northern communities and related community and economic development opportunities.

**Energy Sales** – Co-ordinated activities with Manitoba Hydro to develop export opportunities for Manitoba's clean and renewable hydro-electricity, to support climate change strategies, maximize opportunities for Aboriginal and northern involvement and benefit, and stimulate economic development in the north and throughout Manitoba.

**Increased Slaughter Capacity** - Co-ordinated inter-departmental and inter-governmental supports to help producers, co-ops and other interested groups to obtain information and programming related to increasing slaughter capacity in Manitoba, particularly with respect to the cattle industry.

**Immigration** - Co-ordinated inter-departmental activities to promote the Growing Through Immigration Strategy, the Provincial Nominee Program – Skilled Workers and the Provincial Nominee Program for Business.

**Housing** - Co-ordinated inter-departmental activities on low income housing policies and programs, the Affordable Housing Initiative and Waverley West.

**Sustainable Forestry** - Worked with First Nations, communities and industry to explore opportunities for sustainable forestry developments including the southern hardwood partnership that was recently announced between First Nations Forestry Limited Partnership and Ainsworth Lumber Inc.

**Biofuels:** Co-ordinated interdepartmental efforts to support Manitoba's growing biofuels sector, including opportunities related to bio-diesel and ethanol, which support economic diversification, environmental benefits, and to help meet the increasing demand for renewable energy.

**Hecla Golf Course/Gull Harbour Resort** – Co-ordinated the work of an interdepartmental working group to facilitate an RFP process that resulted in the transfer of the Hecla Golf Course/Gull Harbour Resort to the Paletta Group who will be making a \$15 million investment into the facility.

**Wind Energy Development:** Worked with provincial departments and Manitoba Hydro to develop and implement Manitoba's strategy to develop 1,000 MW of wind energy over ten years, and to maximize related community economic development opportunities.

**Redevelopment of the former Brandon Mental Health Centre (BMHC)** - Worked with several departments and other partners on the redevelopment of the former BMHS, beginning with the relocation of the Assiniboine Community College to the site.

**Replacement of the women's correctional facility in Portage la Prairie:**

Co-ordinated departmental efforts to support the government's commitment to replace the Portage Correctional Centre, based on recommendations from an independent consultative committee. The new facility will be located on the outskirts of Winnipeg on a much more accessible site, and will have a modern design and cutting-edge programming. There will also be a separate Healing Lodge service which is a new approach to female corrections in Manitoba and one that will have significant input from the Aboriginal community.

**Meat Processing Industry** - Worked with provincial departments and municipal levels of government to facilitate the expansion of the meat processing industry in the province, particularly cattle and pork.

---

**10-4(a) Community and Economic Development Committee**

---

<b>Expenditures by Sub-Appropriation</b>	<b>Actual 2005/06 \$</b>	<b>Estimate 2005/06 FTE</b>	<b>\$</b>	<b>Variance Over (Under)</b>	<b>Expl. No.</b>
Total Salaries & Employee Benefits	1,016.6	12.00	1,023.0	(6.4)	
Total Other Expenditures	353.7		341.0	12.7	
<b>Total Expenditures</b>	<b>1,370.3</b>	<b>12.00</b>	<b>1,364.0</b>	<b>6.3</b>	

---

---

## **PREMIER'S ECONOMIC ADVISORY COUNCIL**

### **OBJECTIVES**

The Premier's Economic Advisory Council (PEAC) is a group of 35 prominent Manitobans who have been invited by the Premier to provide him with confidential advice on a wide range of economic issues affecting Manitoba's economy. The membership of PEAC consists of business, labour, education, research, community and Aboriginal leaders. PEAC is co-chaired by Bob Silver, President of Western Glove Works, and Robert Ziegler, President of the United Food and Commercial Workers Union, Local 832.

### **ACTIVITIES/RESULTS**

PEAC has recommended strategies for attracting investment, expanding immigration, enhancing labour force development and retention, improving the image of our province, expanding natural resource development, establishing a long-term vision for research and development, increasing local investment, enhancing Aboriginal economic development, increasing opportunities for commercial fishing, competitiveness and increasing the effectiveness, efficiency and productivity of Manitoba's publicly funded health care system.

Some specific activities of PEAC were:

**Aboriginal Summit Implementation Framework** - PEAC hosted a summit entitled *Bridging Opportunities* in November, 2004. The Summit was based on the successful Century Summit (2000) model, and featured 10 pre-summit focus groups, 10 pre-summit personal interviews and a professionally facilitated summit to which 200 participants were invited. Summit participants developed a preliminary set of recommendations which were presented to the Premier at the end of the Summit. At the invitation of the Premier, PEAC developed an implementation framework for these recommendations. The focus of *Bridging Opportunities* was increasing Aboriginal business development and increasing Aboriginal participation in the workforce. A highlight of the Summit was the formation of an Aboriginal Chamber of Commerce.

**Image Strategy Development** - PEAC identified that Manitoba's future economic success is influenced by how others view Manitoba and how Manitobans view themselves. The Premier invited his council to provide further recommendations in the area of Manitoba's image. PEAC formed a broad-based task group to develop an image strategy, followed by a second task group to develop an implementation strategy. The goal of the project is to create a fresh, new way of communicating the Province's unique identity to raise our profile and tell the world what a great place Manitoba is to live in, work in, invest in and visit.

**Health Round Table** – PEAC hosted a round table in March 2006 at which 185 invited participants discussed strategies to improve efficiency, effectiveness and productivity in Manitoba's publicly funded healthcare system. The round table was preceded by 6 dialogue sessions in Winnipeg, Brandon, The Pas and Thompson, involving more than 200 participants from business, labour, healthcare fields, educators, researchers and the community. PEAC is preparing advice for the Premier, based on the results of the round table.

**Competitiveness** – PEAC developed advice for the Premier in a wide range of areas that are intended to increase Manitoba's competitiveness. PEAC is continuing its work in this area by identifying specific regulatory irritants.

**Skills** – Skills shortages have been identified by PEAC as a serious concern to our Province's continued economic growth. PEAC has formed a task group that is examining a variety of issues and which will develop recommendations for the Premier.

---

---

**10-4(b) Premier's Economic Advisory Council**

---

<b>Expenditures by Sub-Appropriation</b>	<b>Actual 2005/06 \$</b>	<b>Estimate 2005/06 FTE</b>	<b>\$</b>	<b>Variance Over (Under)</b>	<b>Expl. No.</b>
Total Salaries & Employee Benefits	184.0	2.00	168.0	15.1	
Total Other Expenditures	216.4		239.1	(22.7)	
<b>Total Expenditures</b>	<b>400.4</b>	<b>2.00</b>	<b>408.0</b>	<b>(7.6)</b>	

---

---

---

## AMORTIZATION AND OTHER COSTS RELATED TO CAPITAL ASSETS

Commencing in 1999/2000, it is the policy of the Province of Manitoba to record in the accounts of the Province, the tangible capital assets owned and used by the Province along with appropriate amortization costs. The Provincial Comptroller has established standard asset classes, along with capitalization thresholds and corresponding amortization rates. Consistent with this policy, this sub-appropriation records the costs associated with the amortization of the Department's share of the total estimated costs of the Desktop Management Initiative and Enterprise System Management allocated to the Department. In the case of Desktop, based on units acquired by the Department as a percentage of total units acquired by the Province and, in the case of Enterprise System Management, by projected departmental used. A small amount is also included for the amortization of other departmental assets.

### 10-5(a) Amortization and Other Costs Related to Capital Assets - Desktop Services

---

Expenditures by Sub-Appropriation	Actual 2005/06 \$	Estimate 2005/06 FTE	\$	Variance Over (Under)	Expl. No.
Amortization of Expenses - Hardware & Transition	36.3		36.3	0.0	
Enterprise Software Licenses	52.5		52.5	0.0	
<b>Total Expenditures</b>	<b>88.8</b>		<b>88.8</b>	<b>0.0</b>	

### 10-5(b) Amortization and Other Costs Related to Capital Assets - Amortization Expense

---

Expenditures by Sub-Appropriation	Actual 2005/06 \$	Estimate 2005/06 FTE	\$	Variance Over (Under)	Expl. No.
Amortization Expense	46.3		57.0	(10.7)	
<b>Total Expenditures</b>	<b>46.3</b>		<b>57.0</b>	<b>(10.7)</b>	

---

## **INDUSTRY, ECONOMIC DEVELOPMENT AND MINES**

### **Reconciliation Statement**

<b>EXPENDITURE DETAILS</b>	
2005/06 MAIN ESTIMATES	30,474.5
Allocation of Funds from: Enabling Appropriations re: Internal Reform, Workforce Adjustment and General Salary Increases	81.3
Transfer of functions to: Intergovernmental Affairs and Trade	(2,079.4)
2005/06 ESTIMATE	28,476.4

Industry, Economic Development and Mines

Expenditure Summary

For Fiscal Year Ended March 31, 2006 (with comparative figures for the previous year)

Estimate 2005/06 \$	Appropriation	Actual 2005/06 \$	Actual 2004/05 \$	Increase (Decrease) \$	Explanation Number
	<b>10-1</b>				
	<b>Administration and Finance</b>				
29.4	(a) Minister's Salary	29.7	28.9	0.8	
	(b) Executive Support				
479.1	(1) Salaries and Employee Benefits	469.7	460.7	9.0	
80.5	(2) Other	79.8	79.4	0.4	
	(c) Financial and Administrative Services				
1,311.9	(1) Salaries and Employee Benefits	1,336.0	1,265.3	70.7	
323.2	(2) Other	306.1	269.8	36.3	
108.3	(3) Computer Services	70.5	108.9	(38.4)	
(150.0)	(4) Less: Recoverable from other appropriations	(150.0)	(150.0)	0.0	
	(d) Policy, Planning and Coordination				
452.4	(1) Salaries and Employee Benefits	428.3	424.7	3.6	
145.3	(2) Other	107.4	104.3	3.1	
	(f) Manitoba Bureau of Statistics				
721.9	(1) Salaries and Employee Benefits	608.1	622.5	(14.4)	
165.6	(2) Other	168.2	161.8	6.4	
(60.0)	(3) Less: Recoverable from other appropriations	(49.5)	(41.3)	(8.2)	
3,607.6	Total 10-1	3,404.3	3,335.0	69.3	
	<b>10-2</b>				
	<b>Business Services</b>				
	(a) Industry Development-Financial Services				
905.0	(1) Salaries and Employee Benefits	783.7	733.3	50.4	
359.6	(2) Other	554.8	363.9	190.9	
	(3) Industry Development-Program Delivery				
9,739.6	(a) Manitoba Industrial Opportunities Program	4,218.2	8,014.1	(3,795.9)	
611.7	(b) Vision Capital	592.6	607.8	(15.2)	
1,173.0	(c) Manitoba Business Development Fund	801.1	1,115.5	(314.4)	1
2,590.8	(d) Third Party Managed Capital Funds	1,005.9	2,898.2	(1,892.3)	2
(6,621.8)	(e) Less: Interest Recovery	(3,149.3)	(4,153.9)	1,004.6	



Estimate 2005/06 \$	Appropriation	Actual 2005/06 \$	Actual 2004/05 \$	Increase (Decrease) \$	Explanation Number
2,462.1	(4) Industry Development-Program Delivery	1,960.0	1,712.6	247.4	
196.5	(a) Mineral Exploration Assistance Program	167.2	138.1	29.1	
88.5	(b) Manitoba Potash Project	88.2	132.8	(44.6)	
123.1	(c) Acid Rain Abatement Program - Flin Flon	34.5	49.5	(15.0)	
	(d) Prospectors' Assistance Program				
768.6	(b) Industry Consulting and Marketing Support	715.1	736.6	(21.5)	
529.6	(1) Salaries and Employee Benefits	506.4	859.4	(353.0)	
	(2) Other				
1,035.3	(c) Small Business Development	965.3	1,044.6	(79.3)	
593.1	(1) Salaries and Employee Benefits	526.5	531.2	(4.7)	
30.0	(2) Other	35.0	30.0	5.0	
	(3) Grants				
175.6	(d) Business Immigration and Investment	180.4	174.2	6.2	
171.4	(1) Salaries and Employee Benefits	171.8	165.9	5.9	
4,402.3	(2) Other	7,585.0	-	7,585.0	3
	(e) Forestry				
19,334.0	Total 10-2	17,742.4	15,153.8	2,588.6	
	<b>10-3 Mineral Resources</b>				
3,571.2	(a) Manitoba Geological Survey	3,423.2	3,567.4	(144.2)	
1,715.5	(1) Salaries and Employee Benefits	1,635.2	1,497.4	137.8	
	(2) Other				
1,251.1	(b) Mines	1,225.7	1,224.1	1.6	
1,117.8	(1) Salaries and Employee Benefits	1,198.0	404.3	793.7	
	(2) Other				
1,117.1	(c) Petroleum	935.5	1,039.5	(104.0)	
289.8	(1) Salaries and Employee Benefits	346.5	292.8	53.7	
	(2) Other				
27.2	(d) Boards and Commissions	6.9	9.8	(2.9)	
17.7	(1) Salaries and Employee Benefits	16.8	23.9	(7.1)	
	(2) Other				
9,107.4	Total 10-3	8,787.8	8,059.2	728.6	

Estimate 2005/06 \$	Appropriation	Actual 2005/06 \$	Actual 2004/05 \$	Increase (Decrease) \$	Explanation Number
	<b>10-4</b>				
	<b>Community and Economic Development</b>				
	(a) Community and Economic Development Committee Secretariat				
1,023.0	(1) Salaries and Employee Benefits	1016.6	872.0	144.6	
341.0	(2) Other	353.7	362.1	(8.4)	
	(b) Premier's Economic Advisory Council				
168.9	(1) Salaries and Employee Benefits	184	171.4	12.6	
239.1	(2) Other	216.4	250.3	(33.9)	
1,772.0	Total 10-4	1,770.7	1,655.8	114.9	
	<b>10-5</b>				
	<b>Amortization and Other Costs Related to Capital Assets</b>				
	(a) Desktop Services				
36.3	(1) Amortization Expense-Hardware and Transition	36.3	41.0	(4.7)	
0.0	(2) Amortization Expense - Enterprise Software	0.0	0.0	0.0	
52.5	(3) Enterprise Software Licenses	52.5	65.6	(13.1)	
57.0	(b) Amortization Expense	46.3	59.0	(12.7)	
145.8	Total 10-5	135.1	165.6	(30.5)	
33,966.8	<b>TOTAL INDUSTRY, ECONOMIC DEVELOPMENT AND MINES</b>	31,840.3	28,369.4	3,470.9	

---

## **Industry, Economic Development and Mines Expenditure Summary Explanations**

### ***Explanations:***

1. *Grant payments were lower in 2005/06 than in 2004/05.*
2. *Bad debt expense was higher in 2005/06 than in 2004/05.*
3. *Treasury Board approved funding for Tolko Industries.*

Industry, Economic Development and Mines  
Revenue Summary by Source

For Fiscal Year Ended March 31, 2006 (with comparative figures for the previous year)

Actual 2004/05 \$	Actual 2005/06 \$	Increase (Decrease) \$	Source	Actual 2005/06 \$	Estimate 2005/06 \$	Variance \$	Explanation Number
3,195	7,009	3,814	(a) Oil and Natural Gas Tax	7,009	2,719	4,290	1
3,195	7,009	3,814	Sub-Total	7,009	2,719	4,290	
<b>Other Revenue</b>							
4,781	9,822	5,041	(a) Petroleum Royalties and Fees	9,822	3,605	6,217	2
2,284	2,628	344	(b) Minerals Royalties and Fees	2,628	2,889	(261)	
61	608	547	(c) Sundry	608	38	570	3
7,126	13,058	5,932	Sub-Total	13,058	6,532	6,526	
10,321	20,067	9,746	TOTAL REVENUE	20,067	9,251	10,816	

**Explanations:**

**Comparison to Previous Year:**

- 1 3814. Oil and Natural Gas revenue is higher in 2005-06 than 2004-05 due to increased production and oil prices.
- 2 5041. Variance of petroleum royalties and fees primarily due to large amount of land leased by industry.
- 3 547. Variance of Sundry primarily due to revenue related to support of immigration programs. No comparable transaction in 2004-05.

**Comparison to Estimate:**

- 1 4290. Oil and Natural Gas revenue is higher than estimated primarily due to increased production and oil prices.
- 2 6217. Variance of petroleum royalties and fees primarily due to large amount of land leased by industry.
- 3 570. Variance of Sundry primarily due to revenue related to support of immigration programs

**FIVE YEAR HISTORY**  
**Industry, Economic Development and Mines**  
**Five-Year Expenditure and Staffing Summary by Appropriation (\$000s)**  
**For Five Years Ended March 31, 2006**

Appropriation	Actual/Adjusted Expenditures									
	2001-2002		2002-2003		2003-2004		2004-2005		2005-2006	
	FTE	\$	FTE	\$	FTE	\$	FTE	\$	FTE	\$
Administration and Finance	46.14	3,318.8	46.14	3,423.5	50.50	3,624.9	48.00	3,335.0	47.00	3,404.3
Business Services	40.87	10,847.3	49.50	16,032.2	44.50	15,220.8	42.50	15,153.8	41.50	17,742.4
Mineral Resources	102.61	8,418.8	114.10	8,149.3	113.10	8,444.4	107.60	8,059.2	102.60	8,787.8
Community and Economic Development	9.49	1,062.3	13.00	1,532.0	13.00	1,607.5	13.00	1,655.8	14.00	1,770.7
Amortization of Capital Assets		351.6		348.1		166.7		165.6		135.1
<b>TOTAL OPERATING</b>	<b>199.11</b>	<b>23,998.8</b>	<b>222.74</b>	<b>29,485.1</b>	<b>221.10</b>	<b>29,064.3</b>	<b>211.10</b>	<b>28,369.4</b>	<b>205.10</b>	<b>31,840.3</b>
Expenditures Related to Capital										
<b>TOTAL</b>	<b>199.11</b>	<b>23,998.8</b>	<b>222.74</b>	<b>29,485.1</b>	<b>221.10</b>	<b>29,064.3</b>	<b>211.10</b>	<b>28,369.4</b>	<b>205.10</b>	<b>31,840.3</b>

\* - Adjusted figures reflect historical data on a comparable basis in those appropriations affected by reorganizations during the five years

---

## INDUSTRY, ECONOMIC DEVELOPMENT & MINES

The 2005-06 reporting year is the first year that a standardized Performance Measurement section appears in Departmental Annual Reports. This section is another step in our process to provide Manitobans with a more complete picture of the activities of government and their impacts on the province. That process was begun in 2005 with the release of the document, *Reporting to Manitobans on Performance, 2005 Discussion Document*, which can be found at [www.gov.mb.ca/finance/performance](http://www.gov.mb.ca/finance/performance).

Performance indicators in departmental Annual Reports are intended to provide Manitobans with meaningful and useful information about government's activities, complementary to financial results. Some measures incorporate data collected by the provincial government, while others show data that are collected by external agencies. A range of existing, new and proposed measures may be reported in subsequent years, as the process continues to evolve.

Your comments on performance measures are valuable to us. You can send comments or questions to [mbperformance@gov.mb.ca](mailto:mbperformance@gov.mb.ca).

<b>What is being measured and how? (A)</b>	<b>Why is it important to measure this? (B)</b>	<b>What is the most recent available value for this indicator? (C)</b>	<b>What is the trend over time for this indicator? (D)</b>	<b>Comments/ recent actions/report links (E)</b>
<p>1. <i>Venture Capital Available to Manitoba – by measuring Venture Capital investments in Manitoba</i></p> <p>The aggregate amount of outstanding committed capital available to Venture Capital Partnerships is the measure and this information is collected by the department for those partnerships in which the Province of Manitoba is a stakeholder.</p> <p>A Venture Capital Partnership is a pool of capital where the capital will be invested in small and medium sized businesses.</p> <p>The Province has established a third-party program, which in turn, co-invests with the private sector in these Venture Capital Partnerships.</p>	<p>Access to venture capital in Manitoba is directly related to the competitiveness of Manitoba in attracting, developing and maintaining businesses in Manitoba. The availability of venture capital impacts job creation and growth and the attraction of professional and knowledge based workers to Manitoba.</p> <p>Supply of venture capital is linked to the improvement of performance of small and medium businesses. Adequate supply of venture capital is a major contributor to economic growth and job creation in Manitoba.</p> <p>Access to venture capital is featured as a priority in Manitoba's Action Strategy for Economic Growth, Raising and Retaining Investment.</p>	<p>As of March 31<sup>st</sup>:</p> <ul style="list-style-type: none"> <li>• 2006 – there was \$26.5 million outstanding committed capital available to Venture Capital Partnerships</li> <li>• 2005 – there was \$30.4 million outstanding committed capital available to Venture Capital Partnerships</li> <li>•</li> </ul>	<p>Variable – The elements vary year over year.</p> <p>The amount of outstanding committed capital is dependent upon a number of factors including:</p> <ol style="list-style-type: none"> <li>i. The creation of new Venture Capital Partnerships;</li> <li>ii. The amount of capital invested in any one year;</li> <li>iii. The number of managers of Venture Capital Partnerships.</li> </ol>	<p>This measurement is limited to publicly available information; it does not track privately orchestrated venture capital financing which makes up a significant segment of this market.</p>

<b>What is being measured and how? (A)</b>	<b>Why is it important to measure this? (B)</b>	<b>What is the most recent available value for this indicator? (C)</b>	<b>What is the trend over time for this indicator? (D)</b>	<b>Comments/ recent actions/report links (E)</b>
<p>2. Capital Investment (Funded), by measuring new dollars invested in the Manitoba Industry Opportunities Program, and total investment funding to entrepreneurs provided through the Business Start Program</p> <p>Under the Manitoba Industrial Opportunities Program the government provides term loans to assist businesses to expand in Manitoba. The loans are reserved for opportunities that create significant strategic economic benefit.</p> <p>Under the Business Start Program, the measure is the total investment provided to entrepreneurs starting a new business. This includes both the value of the loan provided and any additional equity leveraged.</p>	<p>Access to capital promotes the retention and expansion of industry in Manitoba, strengthening the Manitoba economy. MIOP provides financing to industry that may not be available through traditional financial institutions. MIOP emphasizes job maintenance and creation as well as increasing technologically valuable industries in Manitoba. Investment in capital is featured as a priority in Manitoba's Action Strategy for Economic Growth, Raising and Retaining Investment. The Branch's target client groups are the 34,000 small businesses in Manitoba that make up over 90% of all businesses in Manitoba. Support to this critical segment of the economy is critical to investment and job growth.</p>	<p>Indicators include:</p> <ul style="list-style-type: none"> <li>- New MIOP dollars invested in the 2005/06 fiscal year was \$1,065,000.</li> <li>- Business Start Program investment for 2005//06 was \$580,195.</li> </ul>	<p>The trends over time for these performance indicators are cyclical.</p>	<p>As a demand driven program tied to economic cycles the trends for these indicators will be cyclical. When the economy is in decline there is an increased demand on the MIOP program; when the economy is strong the demand declines, reducing the dollars invested and the number of companies participating in a given year.</p> <p>The most recent indicator for the MIOP Program in 2004 was 9,924 jobs created and maintained.</p> <p>Business Start demand tends to follow similar cycles with demand declining in strong economic cycles</p> <p>Under the Business Start Program, 43 jobs were created in 2005/06 (35 full-time plus 8 part-time)</p>



<b>What is being measured and how? (A)</b>	<b>Why is it important to measure this? (B)</b>	<b>What is the most recent available value for this indicator? (C)</b>	<b>What is the trend over time for this indicator? (D)</b>	<b>Comments/ recent actions/report links (E)</b>
<p>3. <i>Jobs Created &amp; Retained Under the Manitoba Industrial Opportunities Program</i> the government provides term loans to assist businesses to expand in Manitoba. The loans are reserved for opportunities that create significant strategic economic benefit..</p> <p>Under the Business Start Program, jobs are created through self-employment and subsidiary job creation by new entrepreneurs.</p>	<p>The creation and retention of jobs is important to the Manitoba economy and vital to attracting and maintaining Manitoba citizens.</p>	<p>The most recent indicator for the MIOP Program in 2004 was 9,924 jobs created and maintained.</p> <p>Under the Business Start Program, 43 jobs were created in 2005/06 (35 full-time plus 8 part-time)</p>	<p>The trends over time for these performance indicators are cyclical.</p>	<p>As a demand driven program tied to economic cycles the trends for these indicators will be cyclical. When the economy is in decline there is an increased demand on the MIOP program; when the economy is strong the demand declines, reducing the dollars invested and the number of jobs created or maintained in a given year by the MIOP program.</p> <p>Business Start demand tends to follow similar cycles with demand declining in strong economic cycles</p>

<b>What is being measured and how? (A)</b>	<b>Why is it important to measure this? (B)</b>	<b>What is the most recent available value for this indicator? (C)</b>	<b>What is the trend over time for this indicator? (D)</b>	<b>Comments/ recent actions/report links (E)</b>
<p>4. Annual exploration expenditures by the minerals and petroleum exploration industries</p>	<p>Annual exploration expenditures are the most direct indicator of the level of mineral and petroleum exploration activity in the Province. One of the primary roles of the Mineral Resources Division is to promote exploration investment in Manitoba.</p> <p>Mineral exploration expenditure statistics are public (compiled by Natural Resources Canada and Canadian Association of Petroleum Producers), unbiased, accurate, and available going back many years. They can be translated into jobs and tax revenue using information supplied by the Manitoba Bureau of Statistics.</p> <p>These numbers are a roll-up type indicator that reflects not only the impacts of government policy and programs, but also external factors. They are strongly influenced by commodity prices, projected worldwide supply and demand, and even weather (e.g., warm winters—and poor ice conditions—such as those in 2005-06 do not allow companies to conduct a full winter exploration program). Accordingly, such indicators cannot be viewed in isolation of worldwide trends or local developments. They are not influenced solely by government policy.</p>	<p>Mineral exploration (dollar value millions) of exploration in Manitoba and annual expenditure change:</p> <p>2002: \$29.8 ( up 3.8%)  2003: \$27.2 (down 7.0%)  2004: \$36.0 (up 32.4%)  2005: \$43.4 (up 20.6%)  preliminary estimate  2006: \$48.8 (up 12.4%)  company intentions</p> <p>Petroleum exploration and development capital expenditures (dollar value millions) in Manitoba and annual expenditure change:</p> <p>2002: \$56.5 (up 38.8%)  2003: \$51.8 (down 8.3%)  2004: \$64.5 (up 24.5%)  2005: \$128.8 (up 99.6%) estimate  2006: \$158.0 (up 22.6%) estimate</p>	<p>Since 2003 there has been an upswing in the amount of mineral exploration expenditures in Manitoba, coinciding with a worldwide increase in commodity process and exploration activity.</p> <p>Continuing high oil prices and discovery of the Sinclair oil field in 2004 have resulted in a dramatic increase in exploration and development expenditures in Manitoba.</p>	<p>NRCan reports mineral exploration and deposit appraisal statistics for all provinces and territories at <a href="http://mmsd1.mrms.nrcan.gc.ca/mmsd/exploration/default_e.asp">http://mmsd1.mrms.nrcan.gc.ca/mmsd/exploration/default_e.asp</a></p> <p>Commodities attracting particular attention in the past 4 years include precious metals, diamonds, and uranium. Manitoba has gold deposits but no identified diamonds or uranium. This fact will have had an impact on the observed decrease in Manitoba's share of Canadian mineral exploration.</p> <p>CAPP captures and compiles oil industry WCSB exploration and development expenditures by province. The expenditures exclude oil sands projects.</p> <p>The Department conducts an annual survey of total oil industry expenditures in Manitoba.</p> <p>Over the past 5 years, CAPP exploration and development expenditures have averaged 53% of total oil industry expenditures in Manitoba as estimated by the Department.</p>

---

## **APPENDIX A**

### **ASSOCIATED AGENCIES, BOARDS, COMMISSIONS and COUNCILS**

#### **THE MANITOBA DESIGN INSTITUTE**

The Manitoba Design Institute was established by an Act of the Legislative Assembly in 1963. The Institute had no operating budget or staff in 2004/05.

#### **THE MANITOBA DEVELOPMENT CORPORATION**

The Manitoba Development Corporation (MDC) provides loans and loan guarantees under Part 2, The Development Corporation Act. MDC tables its annual financial statements under separate cover with the Manitoba Legislature.

---

## APPENDIX B

### FINANCIAL INFORMATION

Industry, Economic Development and Mines

#### Summary of Business Assistance

2005-2006 Fiscal Year

---

FEASIBILITY STUDIES/PROJECTS	44,273.38
MANITOBA PROSPECTORS ASSISTANCE PROGRAM	34,535.93
MINERAL EXPLORATION ASSISTANCE PROGRAM	1,959,962.15
NEW BUSINESS ASSISTANCE - TECHNOLOGY COMMERCIALIZATION	233,480.74
SMALL BUSINESS DEVELOPMENT	30,000.00
SPECIAL ASSISTANCE	<u>7,712,073.00</u>
	<b><u>\$ 10,014,325.20</u></b>

---

## APPENDIX C

### FINANCIAL INFORMATION

Industry, Economic Development & Mines

#### List of Business Assistance

2005-2006 Fiscal Year

---

#### FEASIBILITY PROJECTS/STUDIES

Brett-Young Seeds Ltd	9,440.80
Channel Systems	2,362.50
Goldberg & Associates	11,250.00
Shockknife Inc	15,649.08
Verwey Bernie	5,571.00
	<hr/>
	<b>\$ 44,273.38</b>

#### MANITOBA PROSPECTORS' ASSISTANCE PROGRAM

Gordon Davy	\$7,500.00
William Hood (2 projects)	3,528.59
John Lee	8,792.12
Stephen Masson	7,500.00
Harold Westdal (2 projects)	7,215.22
	<hr/>
	<b>\$ 34,535.93</b>

---

## APPENDIX C

### FINANCIAL INFORMATION

Industry, Economic Development & Mines

#### List of Business Assistance

2005-2006 Fiscal Year

#### MINERAL EXPLORATION ASSISTANCE PROGRAM

Aurora Pacific Consulting and Development Corp.	36,354.00
Bema Gold Corporation	139,181.31
Black Pearl Minerals Consolidated Inc.	41,028.45
Buhlmann & Associates Inc.	1,289.07
Callinan Mines Limited	164,783.02
Canadian Gold Hunter Corp.	11,704.00
Canadian Royalties Inc.	20,876.00
Copper Reef Mines (1973) Limited	33,021.00
Crowflight Minerals Inc.	137,463.00
De Beers Canada Inc.	43,627.00
Explorateurs Innovateurs de Québec Inc.	6,141.00
Falconbridge Limited	120,992.67
Foran Mining Corporation	40,245.00
Glen Hawk Minerals Ltd.	8,131.00
Gossan Resources Limited	31,062.00
Gossan Resources Limited / Cross Lake Mineral Exploration Inc.	57,069.00
Halo Resources Ltd.	71,357.00
Hudson Bay Exploration and Development Company Limited	155,883.00
Lynn Lake Nickel Mining Company Ltd.	57,069.00
Mustang Minerals Corp.	174,050.00
Nuinsco Resources Limited	57,069.00
Nustar Resources Inc.	33,429.00
Outback Capital Inc.	14,395.00
Pioneer Metals Corporation	41,219.55
Placer Dome (CLA) Limited	36,831.00
Puma Exploration	19,974.79
Rare Earth Metals Corp.	11,981.00
San Gold Corporation	219,065.29
Tantalum Mining Corporation	21,899.00
Tudale Exploration Ltd.	37,622.00
Vista Gold Corp.	8,535.00
W.S. Ferreira Ltd.	3,296.00
Wildcat Exploration Ltd.	103,319.00

**\$ 1,959,962.15**

---

## APPENDIX C

### FINANCIAL INFORMATION

Industry, Economic Development & Mines

#### List of Business Assistance

2005-2006 Fiscal Year

---

#### NEW BUSINESS ASSISTANCE - TECHNOLOGY COMMERCIALIZATION

Acision Industries Inc	10,042.38
Air Current Technologies	13,624.16
AML Wireless Networks Inc	50,000.00
Frantic Films Corp	3,200.00
McRae Food Processing Equipment Ltd	17,730.93
Nordevco Associates Ltd	12,103.33
Quickfyre Innovations Inc	12,965.00
SBG Design Technology	4,000.00
Shocknife Inc	14,850.92
Sunridge Forage Ltd	24,330.34
Toric Automation Inc	50,000.00
Tri Form Plastics Inc	11,134.09
Vari Tech Systems Inc	8,312.93
Westward Industries Ltd	1,186.66
	<hr/>
	<b>\$ 233,480.74</b>

#### SMALL BUSINESS DEVELOPMENT

Manitoba Marketing Network Inc	30,000.00
	<hr/>
	<b>\$ 30,000.00</b>

#### SPECIAL ASSISTANCE

Canadian Manufacturers and Exporters	73,256.00
Conseil de Développement Économique	30,000.00
Internal Trade Secretariat	13,817.00
Tolko Industries Ltd	7,585,000.00
University of Manitoba	10,000.00
	<hr/>
	<b>\$ 7,712,073.00</b>

---

## APPENDIX D

### MINERAL RESOURCES DIVISION PUBLICATIONS

#### Geoscientific Papers

GP2005-2

Scoping study for the hydrothermal iron-oxide copper-gold (IOCG) deposit type in Manitoba: summary of regional investigations / by A.H. Mumin and J.A. Perrin

#### Geoscientific Reports

GR2005-2

Geology of the Black Island area, Lake Winnipeg, Manitoba (parts of NTS 62P1, 7 and 8) / by A.H. Bailes and J.A. Percival

#### Open File Reports

OF2005-1

Geology of the Hidden Formation on the west limb of the Hidden syncline north of the Railway Fault, Flin Flon, Manitoba and Saskatchewan (part of NTS 63K13SW) / by M. DeWolfe (scale 1:1 000)

OF2005-2

Till geochemistry in northwestern Manitoba (NTS 63N, 64B, 64F and 64G and parts of 63K, 63O, 64A and 64C) / by P.G. Lenton and C.A. Kaszycki (PDF, EXCEL® and Shape files on CD-ROM)

OF2005-3 (Supercedes OF93-4)

Manitoba Geochronology Database / by Manitoba Geological Survey (Digital web release only)

#### Geoscientific Maps

MAP2005-1

Geology of the South pit (northwest shoulder), Thompson mine, Thompson, Manitoba (part of NTS 63P12) / by J.J. Macek, C.R. McGregor and H.V. Zwanzig (scale 1:200)

MAP2005-2

Geology of the southern Wekusko Lake area, Manitoba (NTS 63J12NW) / by H.P. Gilbert and A.H. Bailes (scale 1:20 000)

MAP2005-3

3-D topography of Manitoba / by P. Morin, G.L.D. Matile and G.R. Keller (map with accompanying 3-D glasses (scale 1:1 000 000))

#### Stratigraphic Map Series

35 Lower Paleozoic structure and isopach maps / by TGI II Williston Basin Project Working Group (scale 1:1 000 000) (Digital web release only)

#### Petroleum Reports and Maps

Crown Oil and Natural Gas Rights Map (scale 1:125 000)

Pool Location Map (1:125 000)

Well Location Map (1:125 000)

Sinclair Bakken–Three Forks Development overview / by K. Gompf and H. Davidson (January 18, 2006)

#### Preliminary Maps

PMAP2005-1

Geology and structure of the Rice Lake area, Rice Lake greenstone belt, Manitoba (part of NTS 52M4 and 52L13) /



---

by S.D. Anderson (scale 1:20 000)

PMAP2005-2

Bedrock geology of north and central Wintering Lake, Manitoba (parts of NTS 63P5 and 12) / by C.O. Böhm (scale 1:25 000)

PMAP2005-3

Bedrock geology of Nejanilini Lake, Manitoba (parts of NTS 64P5, 12 and 13) / by S.D. Anderson and C.O. Böhm (scale 1:35 000)

PMAP2005-4

Quaternary geology of Nejanilini Lake, Manitoba (parts of NTS 64P5, 12 and 13) / by G.L.D. Matile (scale 1:35 000)

PMAP2005-5

Structural geology of the Mystery–Apussigamasi lakes area, Manitoba (parts of NTS 63P13 and 14) / by Y. D. Kuiper (scale 1:35 000)

PMAP2005-6

Geology of the Bernic Lake Formation, Tanco mine area, southeastern Manitoba (part of NTS 52L6) / by P.D. Kremer (scale 1:10 000)

PMAP2005-7

Geology of the Bird River area, southeastern Manitoba (part of NTS 52L5 and 6) / by M. Duguet (scale 1:50 000)

PMAP2005-8

Geology of the Chrome Property, Bird River Sill, southeastern Manitoba (part of NTS 52L5) / by C. Mealin (scale 1:5 000)

### **Report of Activities 2005**

Annual review / by E.C. Syme, p. 1-6.

#### Flin Flon–Snow Lake

GS-1 Physical description of the Bomber, 1920 and Newcor members of the Hidden formation, Flin Flon, Manitoba (NTS 63K16SW) / by Y.M. DeWolfe and H.L. Gibson, p. 7-19.

GS-2 Gold metallogensis and tectonometamorphic history of selected deposits from the Snow Lake area and the southern flank of the Kisseynew Domain, west-central Manitoba (NTS 63J13, 63K10, 63K16 and 63N2) / by S. Gagné, C.J. Beaumont-Smith, A. Hynes and A.E. Williams-Jones, p. 20-27.

GS-3 Manitoba's Precambrian Drillcore Libraries Program / by D.E. Prouse. p. 28-29.

GS-4 Activities of the Manitoba Geological Survey's Flin Flon regional office / by T.H. Heine, p. 30-31.

#### Superior Boundary Zone, Thompson Nickel Belt

GS-5 Bedrock geology of northern and central Wintering Lake, Manitoba (parts of NTS 63P5 and 12) / by C.O. Böhm, p. 32-39.

GS-6 Geochemistry, Sm-Nd isotope data and age constraints of the Bah Lake assemblage, Thompson Nickel Belt and Kisseynew Domain margin: relation to Thompson-type ultramafic bodies and a tectonic model (NTS 63J, O and P) / by H.V. Zwanzig, p. 40-53.

GS-7 Northwestern Superior craton margin, Manitoba: an overview of Archean and Proterozoic episodes of crustal growth, erosion and orogenesis (parts of NTS 54D and 64A) / by R.P. Hartlaub, C.O. Böhm, L.M. Heaman, and A. Simonetti, p. 54-60.

GS-8 Structural geology of the Mystery–Apussigamasi lakes area, Manitoba (parts of NTS 63P13 and 14) / by Y.D. Kuiper, C.O. Böhm and S. Lin, p. 61-68.

---

GS-9 Pikwitonei–Snow Lake Manitoba transect (parts of NTS 63J, 63O and 63P), Trans-Hudson Orogen–Superior Margin Metalotect Project: new results and tectonic interpretation / by J.A. Percival, J.B. Whalen and N. Rayner, p. 69-91.

#### Far North

GS-10 Bedrock and surficial geological field investigations in the Nejanilini Lake area, northern Manitoba (parts of NTS 64P5, 12 and 13) / by S.D. Anderson, C.O. Böhm and G.L.D. Matile, p. 92-103.

#### Southeastern Manitoba

GS-11 Preliminary results and economic significance of geological mapping in the Gem Lake area, southeastern Rice Lake belt, Manitoba (NTS 52L11 and 14), with emphasis on the Neoarchean Gem assemblage / by S.D. Anderson, p. 104-116.

GS-12 Preliminary results of geological mapping and structural analysis of the Bird River greenstone belt, southeastern Manitoba (NTS 52L5 and 6) / by M. Duguet, S. Lin, H.P. Gilbert and M.T. Corkery, p. 117-124.

GS-13 Geological investigations in the Bird River area, southeastern Manitoba (parts of NTS 52L5N and 6N) / by H.P. Gilbert, p. 125-139.

GS-14 Preliminary results from geological mapping of the Bernic Lake Formation, Bird River greenstone belt, southeastern Manitoba (NTS 52L6) / by P.D. Kremer, p. 140-145.

GS-15 Geological investigations of the Chrome property, Bird River Sill, southeastern Manitoba (NTS 52L5) / by C.A. Mealin, p. 146-149.

GS-16 Platinum group element dispersion patterns in humus samples of the Mayville Igneous Complex, southeastern Manitoba (NTS 52L12): survey results and interpretation / by P. Theyer, p. 150-155.

GS-17 Geology, structure and mineralization of the Ore Fault property, Bird River greenstone belt, southeastern Manitoba (parts of NTS 52L5NE and 52L6NW) / by L.A. Murphy and P. Theyer, p. 156-160.

GS-18 Sulphide fragments in waste rock at the Maskwa open pit mine, southeastern Manitoba (NTS 52L6NW): investigations on petrogenesis, potential source rocks and mode of emplacement / by A.E. Stansell and P. Theyer, p. 161-163.

GS-19 A new tree-ring network for studying drought in southeastern Manitoba and northwestern Ontario / by S. St. George, p. 164-166.

GS-20 Phytoremediation and revegetation of mine tailings and bio-ore production: effects of paper mill sludge on plant growth in tailings from Central Manitoba (Au) minesite (NTS 52L13) / by S. Renault and S. Green, p. 167-169.

#### Southwestern Manitoba

GS-21 Aggregate resources in the rural municipalities of Riverside and Turtle Mountain, southwestern Manitoba (NTS 62G3, 4, 5, 6 and 12) / by H.D. Groom, p. 170-175.

#### Manitoba General

GS-22 Summary of investigations for the Sedimentary and Industrial Minerals Section / by R.K. Bezys, p. 176-178.

### **DIGITAL RE-RELEASES**

#### Open File Reports

OF2001-9

Geology, alteration mineralogy, geochemistry and volcanogenic massive-sulphide potential of the Ruttan mine area and the southern Rusty Lake volcanic belt (NTS 64B) / by C.T. Barrie and C.F. Taylor, published 2001

OF2000-4

Geochemical flux in black spruce (*Picea mariana*) crowns and the correlation with root water uptake: effects of sample site drainage and tree and crown morphology on crown twig and outer bark concentration / by E. Sailerova, published 2000

OF99-16

---

Multimedia geochemical signatures of a REE-enriched britholite-allanite zone in the Eden Lake aegirine-augite syenite, Lynn Lake area, northwestern Manitoba (NTS 64C/9) / by M.A.F. Fedikow and D.V. Ziehlke, published 2000

OF99-11

Re-examining the northwest Superior Province margin / by L.M. Heaman and M.T. Corkery, published 1999

OF99-8

Operation Superior : multimedia geochemical survey results from the Webber Lake, Knife Lake, Goose Lake and Echimamish River greenstone belts, northern Superior Province, Manitoba (NTS 53L and 53K) / by M.A.F. Fedikow, E. Nielsen, G.G. Conley and P.G. Lenton, published 1999

OF99-1

Geochemistry of Paleoproterozoic volcanic rocks in the Lac Aimée-Naosap Lake area, Flin Flon belt (parts of NTS 63K/13SE and 63K/14SW) / by H.P. Gilbert, published, 1999

OF98-9

Ore-associated and barren rhyolites in the central Flin Flon belt: case study of the Flin Flon mine sequence / by E.C. Syme, published 1998

OF98-8

A new source of carveable soapstone in the vicinity of Thompson, Manitoba (part of NTS 63O/9) / by P. Theyer, published 1998

OF98-6

Observations on selenite distribution within the Lake Agassiz clay plain / by G.L.D. Matile and R.N. Betcher, published 1998

OF98-5

Operation Superior: multimedia geochemical survey results from the Edmund Lake and Sharpe Lake greenstone belts, northern Superior Province, Manitoba (NTS 53K) / by M.A.F. Fedikow, E. Nielsen, G.G. Conley and G.L.D. Matile, published 1998

OF98-2

Geochemical database for Phanerozoic black shales in Manitoba / by M.A.F. Fedikow, R.K. Bezys, J.D. Bamburak, G.G. Conley and R.G. Garrett, published 1998

OF96-8

Holocene evolution of the Manitoba Great Lakes region / by G.L.D. Matile, published 1996

OF83-3

Devonian potash deposits in Manitoba / by B.B. Bannatyne, published 1983

#### Bedrock Geology Compilation Map Series

NTS 64N

Kasmere Lake, published 2000 (scale 1:250 000)

NTS 64O

Munroe Lake, published 2001 (scale 1:250 000)

#### Economic Geology Report

ER95-2

Mineral development potential in Manitoba - nickel in the southwest extension of the Thompson Nickel Belt / by W.D. McRitchie, published 1995

ER85-1

Dolomite resources of southern Manitoba / by B.B. Bannatyne, published 1988

#### Geological Report

PUB71-1

Geology and geophysics of the Rice Lake region, southeastern Manitoba (Project Pioneer) / by W.D. McRitchie and W. Weber, published 1971 (re-released on CD-ROM)

#### Report of Activities

1998 and 1999

---

**Manitoba Mining & Minerals Convention Speaker Abstracts  
Winnipeg, Manitoba, November 17-19, 2005**

- Advancements at Eden Lake and the new South Bay nickel-copper-cobalt-PGE discovery / by H. Mumin, p. 45.
- Announcing the new Manitoba Geochronology Database / by A.H. Bailes, G.R. Keller, C.O. Böhm and P.G. Lenton, p. 45.
- An appraisal of the potential for volcanic-hosted massive sulphide (VHMS) deposits in the Archean Rice Lake greenstone belt, southeastern Manitoba / by S.D. Anderson, p. 45.
- Archean crustal evolution in the northwestern Superior Province in Manitoba and northwestern Ontario and implications for gold metallogeny / by M.T. Corkery, T. Skulski, J.B. Whalen, S. Lin, D. Stone, C.O. Böhm and D.W. Davis, p. 46.
- Crowflight Minerals Inc.—the next producer in the Thompson Nickel Belt / by T. Atkins, p. 46.
- Diamond resource delivery processes / by M. Doyle, p. 46.
- The Flin Flon caldera: ore localization within a Paleoproterozoic synvolcanic subsidence structure defined through mapping / by H. Gibson, M. DeWolfe, K. Bailey, C. Devine, B. Lafrance, K. Gilmore, D. Sims and A.H. Bailes, p. 49.
- Global nickel markets—riding the “Bull” / by D. Peck , p. 46.
- Manitoba's "oldest and newest" mining company, HudBay Minerals Inc. / by P. R. Jones, p. 46.
- Mikupishan Moktech Limited: an Innu business partnership in practice / by D. Hunt, p. 47.
- “Mining opportunities”, how do you take advantage of them? / by Chief Jerry Asp, p. 47.
- Monument Bay Gold Project update / by M. Simpson, p. 47.
- Mustang Minerals Corp.—Maskwa/Mayville nickel copper project Bird River greenstone belt Manitoba / by R. Dunbar, p. 47.
- An overview of the magnetic method, the Keating correlation coefficient and kimberlite detection / by M. Coyle, p. 45.
- Partnering to help Innu entrepreneurs prosper / by B. Michel, p. 47.
- Prioritizing drill targets during kimberlite/diamond exploration with mobile metal ions soil geochemistry / by M. Fedikow, p. 48.
- Reviving old mines with new technology / by R. Murphy, p. 48.
- Soil gas hydrocarbons (SGH)—the use of geochemical signatures in surficial B-horizon soils is described mineral and kimberlite exploration / by D. Sutherland and E. Hoffman, p. 48.
- Synchronous vertical and horizontal tectonism at the late stage of Archean cratonization: a potentially important process for gold mineralization / by S. Lin, A. Parmenter, J. Parks and T. Corkery, p. 49.
- Update on De Beers Seal River Project / by P. Pereira, p. 49.

**External Publications**

- Bamburak, J.D. 2005: Industrial mineral developments and opportunities in Manitoba 2005; *in* Industrial Minerals 2005, Seventeenth Annual Canadian Conference on Markets for Industrial Minerals, Toronto, Ontario, October 18-19, 2005, Blendon Information Services.
- Beaumont-Smith, C.J. and Böhm, C.O. 2005: Tectonic evolution of the Paleoproterozoic Lynn Lake greenstone belt: structural and isotopic analysis along the northern margin of the Trans-Hudson Orogen in Manitoba; Geological Association of Canada–Mineralogical Association of Canada–Canadian Society of Petroleum Geologists–Canadian Society of Soil Science, Joint Meeting 2005, Halifax, Nova Scotia, Abstracts Volume 30, p.11.

- Böhm, C.O., Corrigan, D., Corkery, M.T., Zwanzig, H.V., Lenton, P.G., Coyle, M. and Thomas, M. 2005: Re-mapping the northern Superior–Trans-Hudson boundary by using newly acquired high-resolution aeromagnetic data; Geological Association of Canada–Mineralogical Association of Canada–Canadian Society of Petroleum Geologists– Canadian Society of Soil Science, Joint Meeting 2005, Halifax, Nova Scotia, Abstracts Volume 30, p.14.
- Bowerman, M.S., Heaman, L.M., Chacko, T. and Böhm, C.O. 2005: Constraining the assembly of the northwestern Superior Province: the polymetamorphic history of the Split Lake Block, Manitoba; Geological Association of Canada–Mineralogical Association of Canada–Canadian Society of Petroleum Geologists–Canadian Society of Soil Science, Joint Meeting 2005, Halifax, Nova Scotia, Abstracts Volume 30, p.17.
- Downey, M.W., Lin, S. and Böhm, C.O. 2005: The structural geology, kinematics, and timing of deformation at the Superior craton margin, Gull Rapids, Manitoba; Geological Association of Canada–Mineralogical Association of Canada–Canadian Society of Petroleum Geologists–Canadian Society of Soil Science, Joint Meeting 2005, Halifax, Nova Scotia, Abstracts Volume 30, p. 46.
- Hartlaub, R.P., Heaman, L.M., Simonetti, A. and Böhm, C.O. in press: Relicts of Earth's earliest crust: U-Pb, Lu-Hf, and morphological characteristics of >3.7 Ga detrital zircon of the western Canadian Shield; *in* Processes on the Early Earth, W. Reimold and R. Gibson (ed.), Geological Society of America, Special Paper 405.
- Hartlaub, R.P., Heaman, L.M., Simonetti, A. and Böhm, C.O. 2005: Was there voluminous ancient (>4.0 Ga) sialic crust? Implications from the Hf composition of detrital zircons; 15 V.M. Goldschmidt Conference, May 2005, Moscow, Idaho, United States, Abstract Volume, p. A394.
- Kuiper, Y.D., Lin, S., Böhm, C.O. and Corkery, M.T., 2005: Shear zones of the Superior Boundary Zone northeast of Thompson, Manitoba; Canadian Tectonics Group 25th Annual Meeting (October 28–30, 2005), Orillia, Ontario, Canada, abstract volume.
- Martiniuk, C. D. 2005: 2005 Manitoba Activity Update (*abstr*); *in* Fourteenth Williston Basin Petroleum Conference and Prospect Expo, May 7-9, Minot, ND.
- Petroleum Branch 2005: Manitoba government overview; *in* Manitoba Oil & Gas Review, Charles Norman (Editor), Winnipeg, Manitoba, p. 6-11.
- Prouse, D.E.: Manitoba exploration and development highlights 2004; Exploration and development highlights: an annual publication of the Prospectors and Developers Association of Canada, March 2005, p. 16-17.
- Simonetti, A., Heaman, L.M., Hartlaub, R.P., Creaser, R.A., MacHattie, T.G. and Böhm, C.O. 2005: U–Pb zircon dating by laser ablation-MC-ICP-MS using a new multiple ion counting Faraday collector array; *Journal of Analytical Atomic Spectrometry*, v. 20, no. 8, p. 677–686.

#### Miscellaneous Publications

- Manitoba Mining brochure and mini-CD
- Manitoba Mining & Minerals Convention 2006 lure piece
- Manitoba Mining & Minerals Convention 2005 Registration Guide
- Manitoba Mining & Minerals Convention 2005 Program
- Exploration Activity Map 2005 – fact sheet
- Provincial Mining Week 2005 – flyer
- Manitoba report for *Overview of trends in Canadian Mineral Exploration 2005*
- Explore the Possibilities: highlights from the 2005 Manitoba Mining and Minerals Convention – article for the *Keystone Professional*
- Manitoba—the exploration advantage – article for *Mid-Canada Forestry and Mining*
- Manitoba exploration and development highlights 2005 – article published in the *Northern Prospector*, *Manitoba Mining Review*, *CIM Bulletin*, *The Northern Miner*, *Manitoba Business Magazine* and *SEG newsletter*
- Partnership creates new prospecting program: courses include business development and wilderness safety – article for *Native Journal* and Aboriginal and Northern Affairs *Community Contact* newsletter

---

### **New Web Site Documents/Applications**

- Publication Sales (new releases of geological reports and maps)
- Report of Activities 2005
- Provincial Mining Week 2005
- 2005 Exploration Activity Map
- 2005 Exploration and Development Highlights
- 2005 Manitoba Mining and Minerals Convention
- Manitoba Mining Advantage
- Mineral memory game
- Quarry mineral application forms
- Williston Basin TGI
- GIS Map Gallery – new data includes approximately 3000 previously confidential assessment files and new geophysical datasets; new petroleum data includes Crown Oil and Natural Gas Rights Map, Pool Location Map and Well Location Map
- Petroleum Branch core descriptions captured on geologs using "Strip-Log" software
- Manitoba Crown Oil and Gas Lease Sale Statistics (1979-2006)
- Manitoba Designated Fields and Pools – 2006
- Bill 21 - The Oil and Gas Amendment and Oil and Gas Production Tax Amendment Act