

MANITOBA MARKETS

Sheep and Lamb Monthly Prices



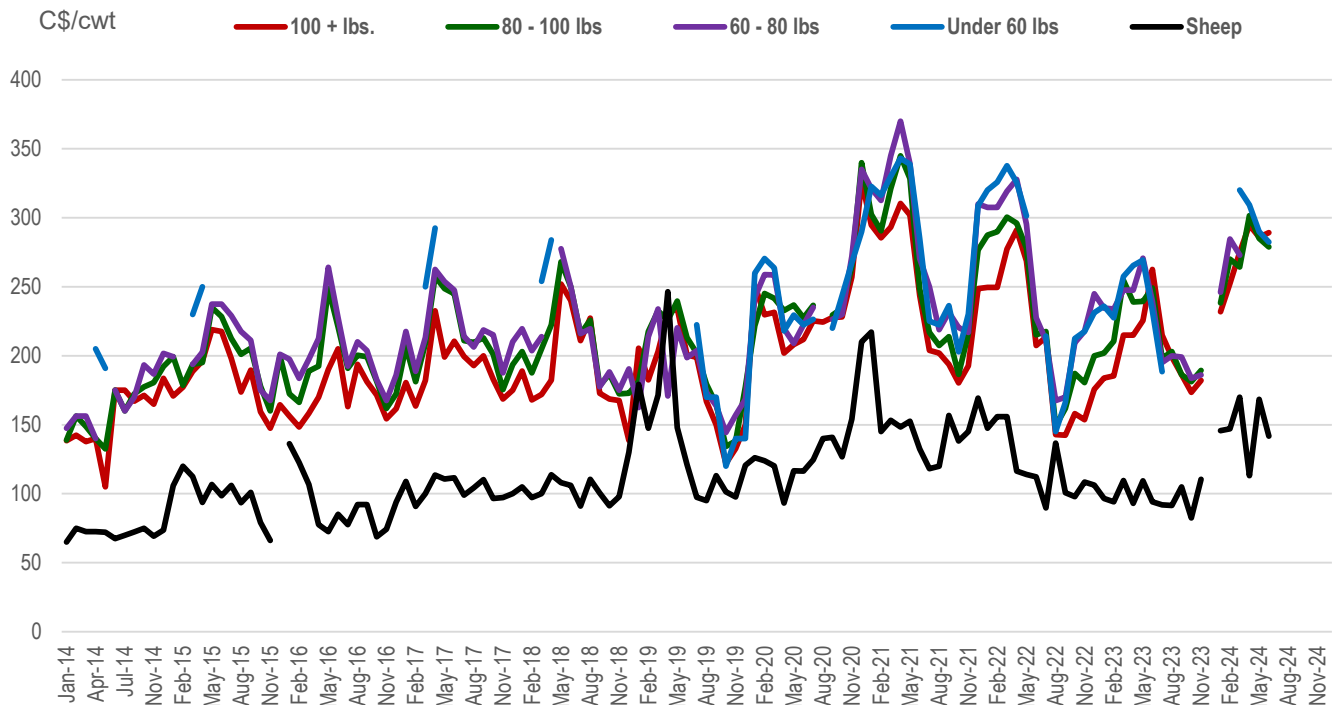
Manitoba Market Monthly Average Price, 2024 (C\$/cwt)

	Lambs				Sheep
	100 + lbs.	80 - 100 lbs	60 - 80 lbs	Under 60 lbs	
Jan	232.00	238.25	246.00	-	145.75
Feb	252.50	270.00	284.50	-	147.00
Mar	275.00	264.25	279.75	320.00	170.00
Apr	295.50	305.00	311.50	316.50	102.00
May	289.75	290.00	276.25	292.50	157.33
Jun	296.25	279.67	285.33	282.50	137.00
Jul	-	-	-	-	-
Aug	-	-	-	-	-
Sep	-	-	-	-	-
Oct	-	-	-	-	-
Nov	-	-	-	-	-
Dec	-	-	-	-	-

Source: Manitoba auction markets.

Prepared: 2024-07-10
Manitoba Agriculture, Foresight and Analysis

Historical Manitoba Market Monthly Average Price, 2014-2024

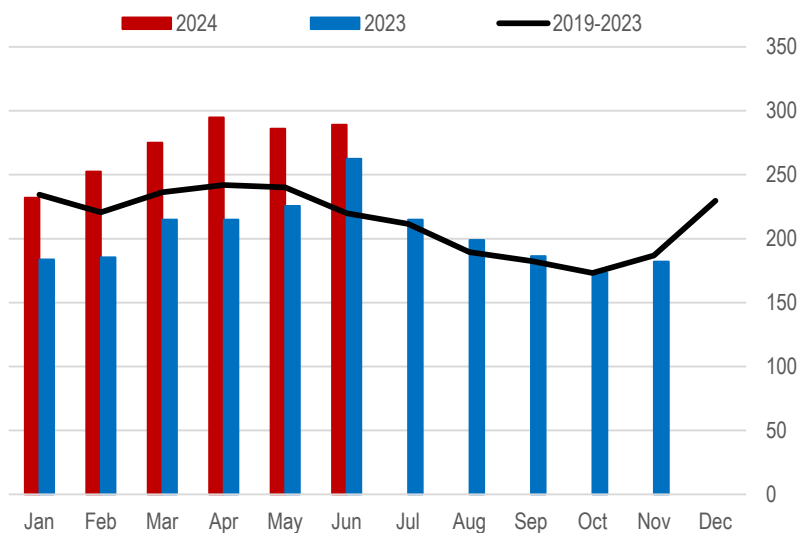


Source: Manitoba auction markets.

Monthly Average Price (C\$/cwt), Lambs 100 + lbs.

	2019-2023	2023	2024
Jan	234.43	183.83	232.00
Feb	220.70	185.50	252.50
Mar	236.40	215.00	275.00
Apr	241.96	215.00	294.83
May	240.17	225.63	286.00
Jun	219.84	262.50	289.17
Jul	211.50	215.00	-
Aug	189.48	199.00	-
Sep	182.57	186.25	-
Oct	173.16	173.50	-
Nov	186.89	182.17	-
Dec	229.65	-	-

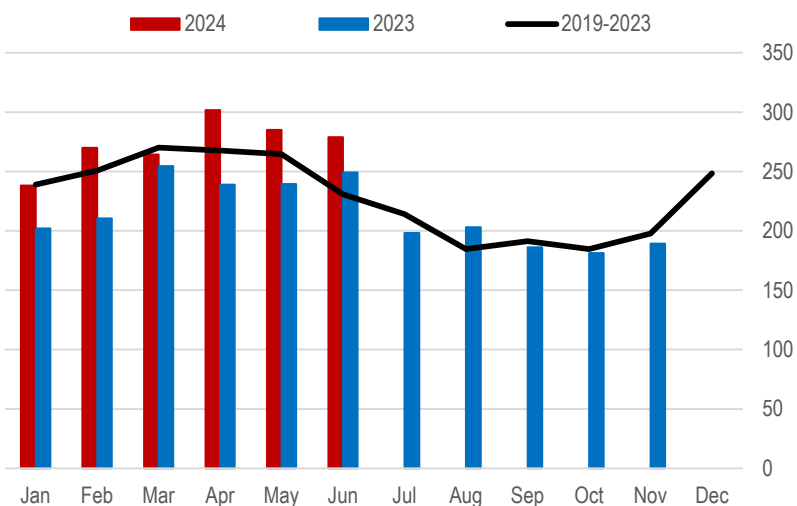
Source: Manitoba auction markets.



Monthly Average Price (C\$/cwt), Lambs 80-100 lbs.

	2019-2023	2023	2024
Jan	239.02	202.00	238.25
Feb	250.78	210.63	270.00
Mar	270.15	254.67	264.25
Apr	267.68	239.00	301.67
May	264.47	239.38	285.00
Jun	230.70	249.17	278.88
Jul	214.19	198.13	-
Aug	184.75	203.00	-
Sep	191.27	186.25	-
Oct	184.65	181.25	-
Nov	197.76	189.38	-
Dec	248.54	-	-

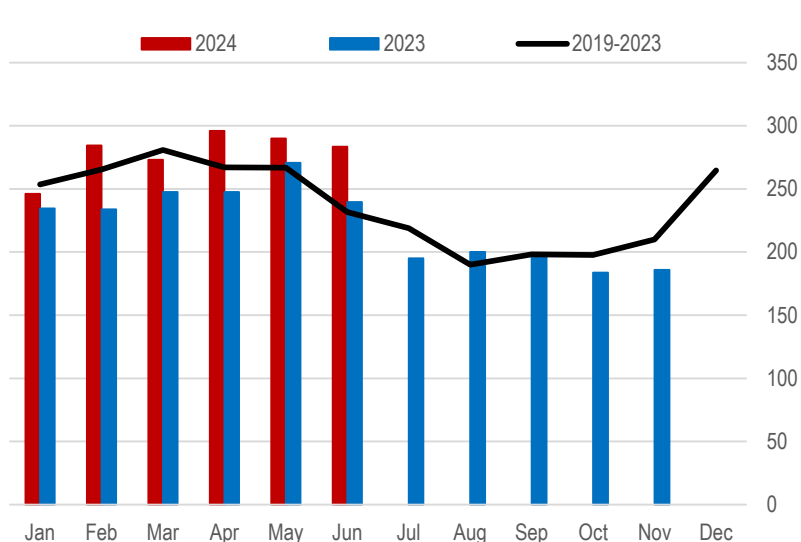
Source: Manitoba auction markets.



Monthly Average Price (C\$/cwt), Lambs 60-80 lbs.

	2019-2023	2023	2024
Jan	253.59	234.50	246.00
Feb	265.30	233.88	284.50
Mar	280.84	247.50	273.00
Apr	267.14	247.50	295.86
May	266.90	270.63	290.00
Jun	231.74	239.50	283.38
Jul	219.00	195.00	-
Aug	190.00	200.00	-
Sep	198.13	199.00	-
Oct	197.63	183.75	-
Nov	209.95	186.00	-
Dec	264.63	-	-

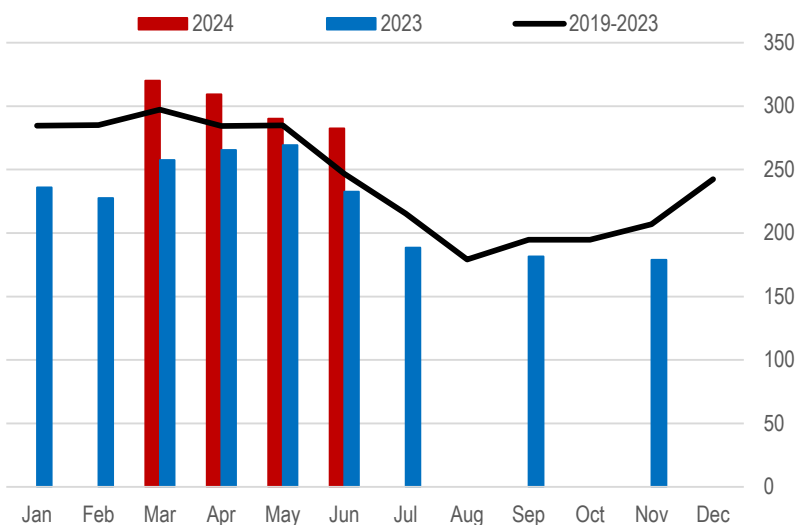
Source: Manitoba auction markets.



Monthly Average Price (C\$/cwt), Lambs Under 60 lbs.

	2019-2023	2023	2024
Jan	284.67	235.83	-
Feb	285.02	227.50	-
Mar	297.25	257.42	320.00
Apr	284.45	265.50	309.33
May	284.75	269.38	290.00
Jun	246.67	232.50	282.50
Jul	215.35	188.50	-
Aug	179.17	-	-
Sep	194.80	181.50	-
Oct	194.71	-	-
Nov	206.85	179.00	-
Dec	242.50	-	-

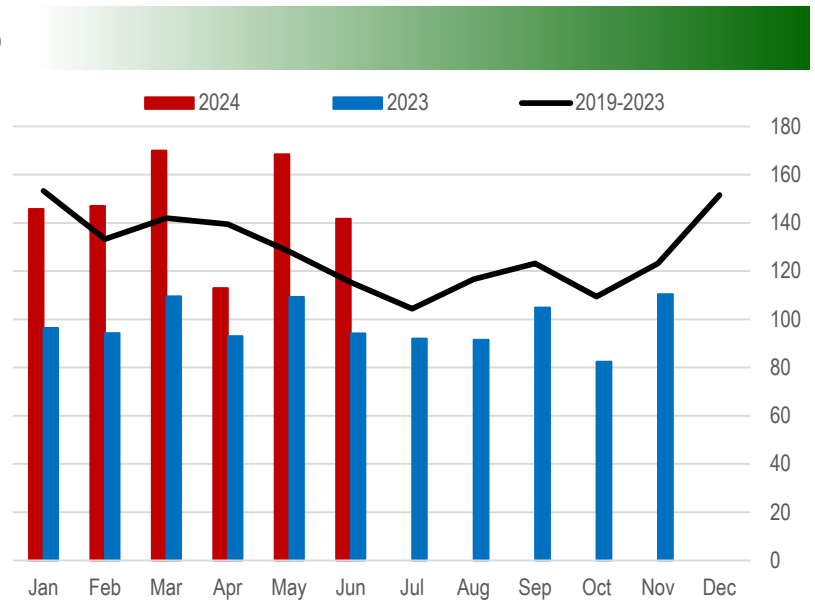
Source: Manitoba auction markets.



Monthly Average Price (C\$/cwt), Sheep

	2019-2023	2023	2024
Jan	153.27	96.50	145.75
Feb	133.32	94.25	147.00
Mar	142.04	109.50	170.00
Apr	139.48	93.00	113.00
May	128.06	109.25	168.50
Jun	115.32	94.17	141.71
Jul	104.40	92.00	-
Aug	116.63	91.50	-
Sep	123.24	104.88	-
Oct	109.38	82.50	-
Nov	123.16	110.50	-
Dec	151.52	-	-

Source: Manitoba auction markets.



Contact us

- Go to manitoba.ca/agriculture and click on Markets and Statistics
- Email us at industryintelligence@gov.mb.ca
- Follow us on Twitter @MBGovAg