

## MANITOBA MARKETS

# Hog Prices



February 10, 2026

[Click here for definitions of how data is collected and calculated.](#)

### Exchange rates (Friday close)

1 US \$ = C \$1.3648

1 EURO = C \$1.6126

1 Yen = C \$0.00869

[Data source: Bank of Canada](#)

[Click to view the interactive hog dashboards for current and historical charts.](#)

### Manitoba Weighted Average Carcass Prices (including premiums and discounts)

#### All In Weights C\$/100 kg

Week	Week ending date	2026	2025	Change from Previous Week	Change from Previous Year
3	2026-01-16	225.34	232.83	0.2%	-3.2%
4	2026-01-23	228.04	233.69	1.2%	-2.4%
5	2026-01-30	229.90	236.11	0.8%	-2.6%
6	2026-02-06	234.32	240.80	1.9%	-2.7%
Four week average		229.40	235.85	-	-0.03

Source: Manitoba major processors.

## Index 100, C\$/100 kg

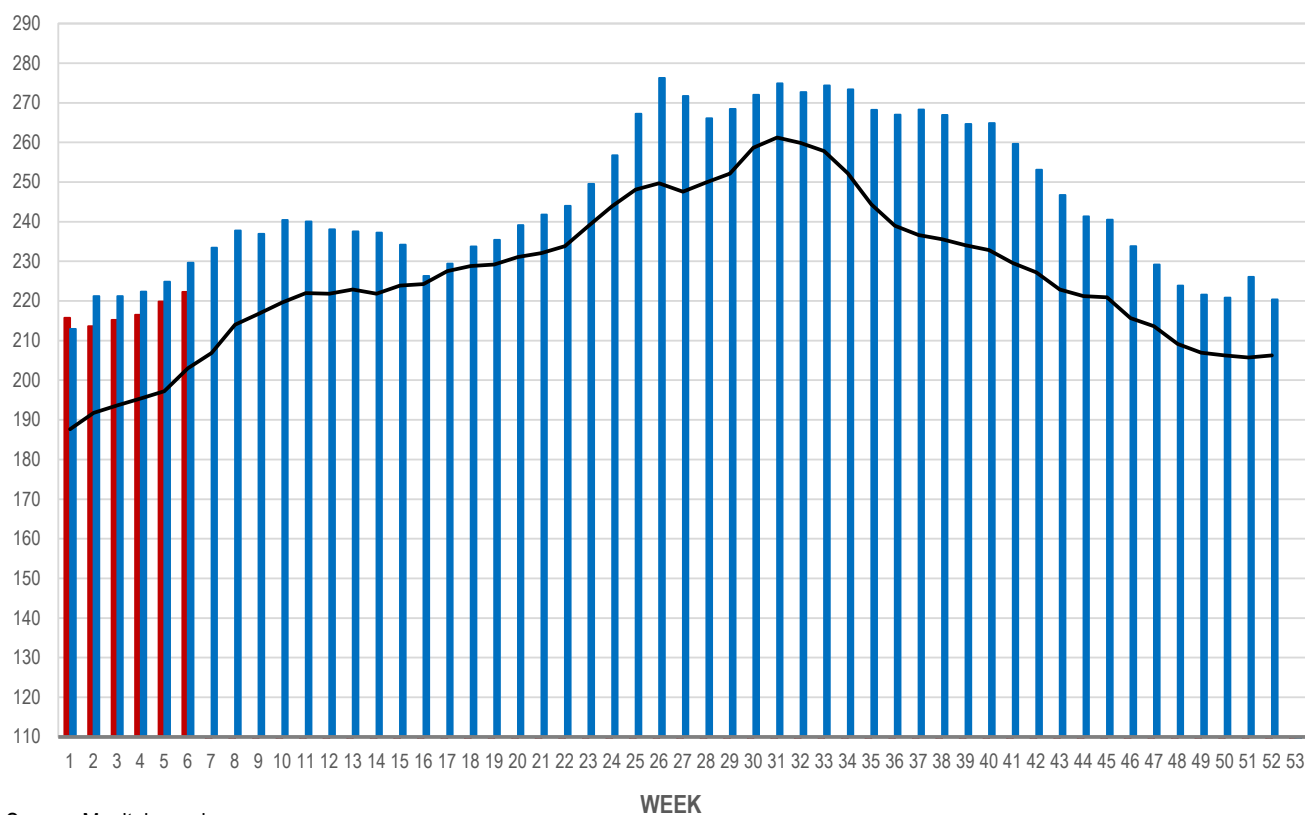
Week	Week ending date	2026	2025	Change from Previous Week	Change from Previous Year
3	2026-01-16	215.25	221.19	0.8%	-2.7%
4	2026-01-23	216.49	222.39	0.6%	-2.7%
5	2026-01-30	219.82	224.89	1.5%	-2.3%
6	2026-02-06	222.26	229.64	1.1%	-3.2%
Four week average		218.45	224.53	-	-0.03

Source: Manitoba major processors.

## MANITOBA WEIGHTED AVERAGE INDEX 100 HOG PRICES WEEKLY

C\$/100 KG

2026 2025 5-YEAR AVE (2021-2025)

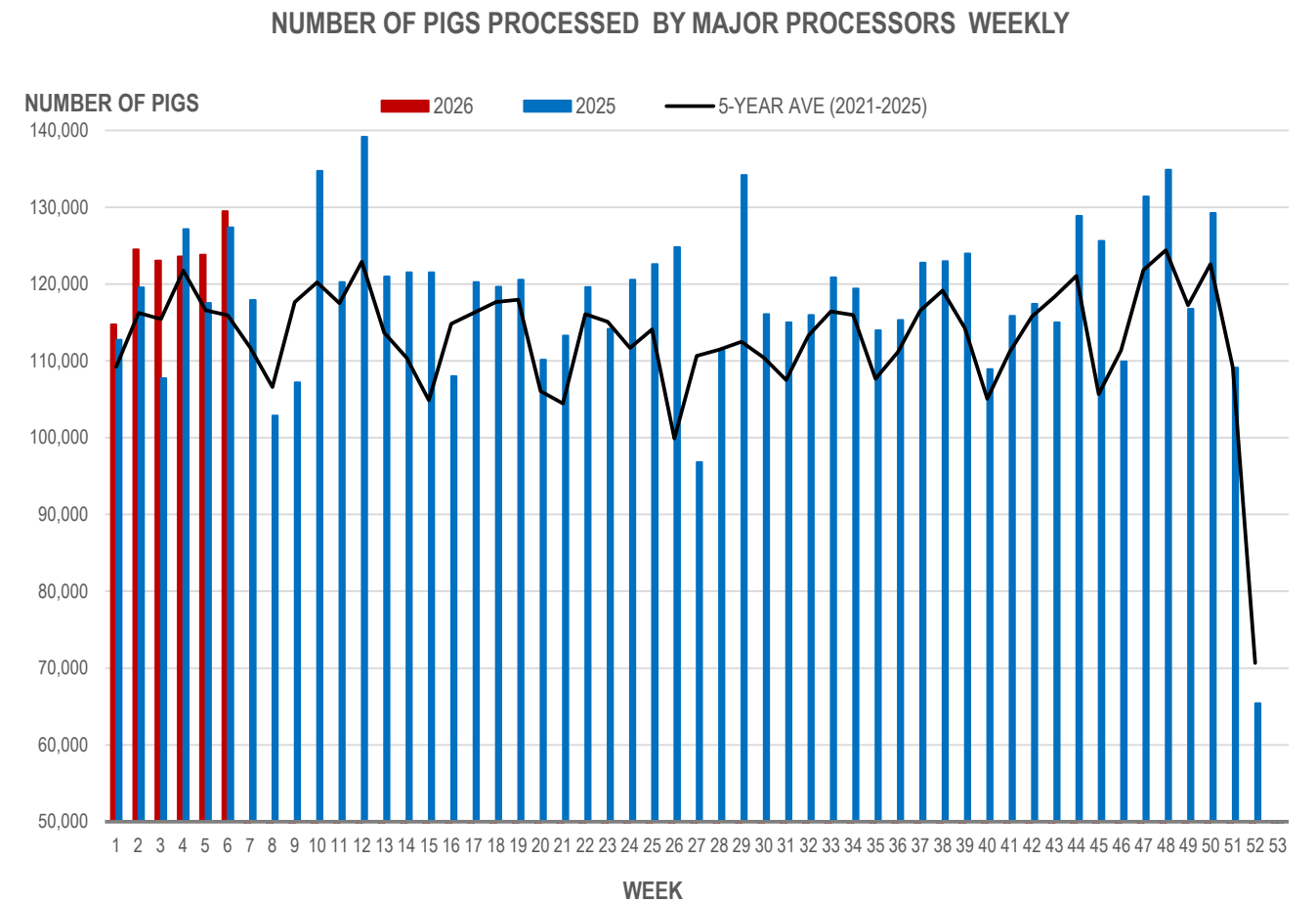


Source: Manitoba major processors

# Number of Pigs Processed by Major Processors

Week	Week ending date	2026	2025	Change from Previous Week	Change from Previous Year
3	2026-01-16	123,046	107,726	-1.2%	14.2%
4	2026-01-23	123,590	127,166	0.4%	-2.8%
5	2026-01-30	123,814	117,540	0.2%	5.3%
6	2026-02-06	129,485	127,371	4.6%	1.7%
Four week average		124,984	119,951	-	0.05

Source: Manitoba major processors.



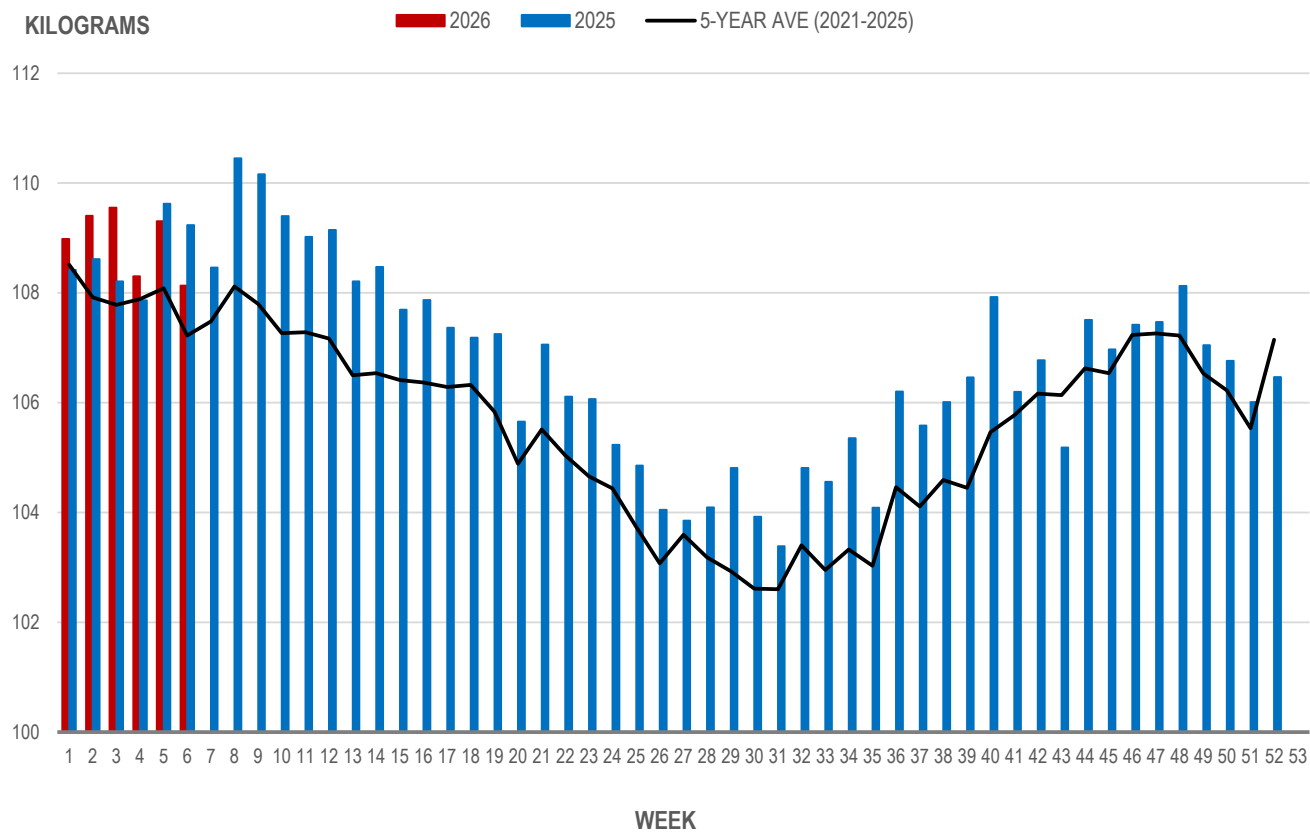
Source: Manitoba major processors

Average Weight of Hogs Processed by Major Processors, Kg

Week	Week ending date	2026	2025	Change from Previous Week	Change from Previous Year
3	2026-01-16	109.55	108.21	0.1%	1.2%
4	2026-01-23	108.30	107.86	-1.1%	0.4%
5	2026-01-30	109.31	109.62	0.9%	-0.3%
6	2026-02-06	108.13	109.24	-1.1%	-1.0%
Four week average		108.82	108.73	-	0.00

Source: Manitoba major processors.

AVERAGE WEIGHT OF HOGS PROCESSED BY MAJOR PROCESSORS WEEKLY



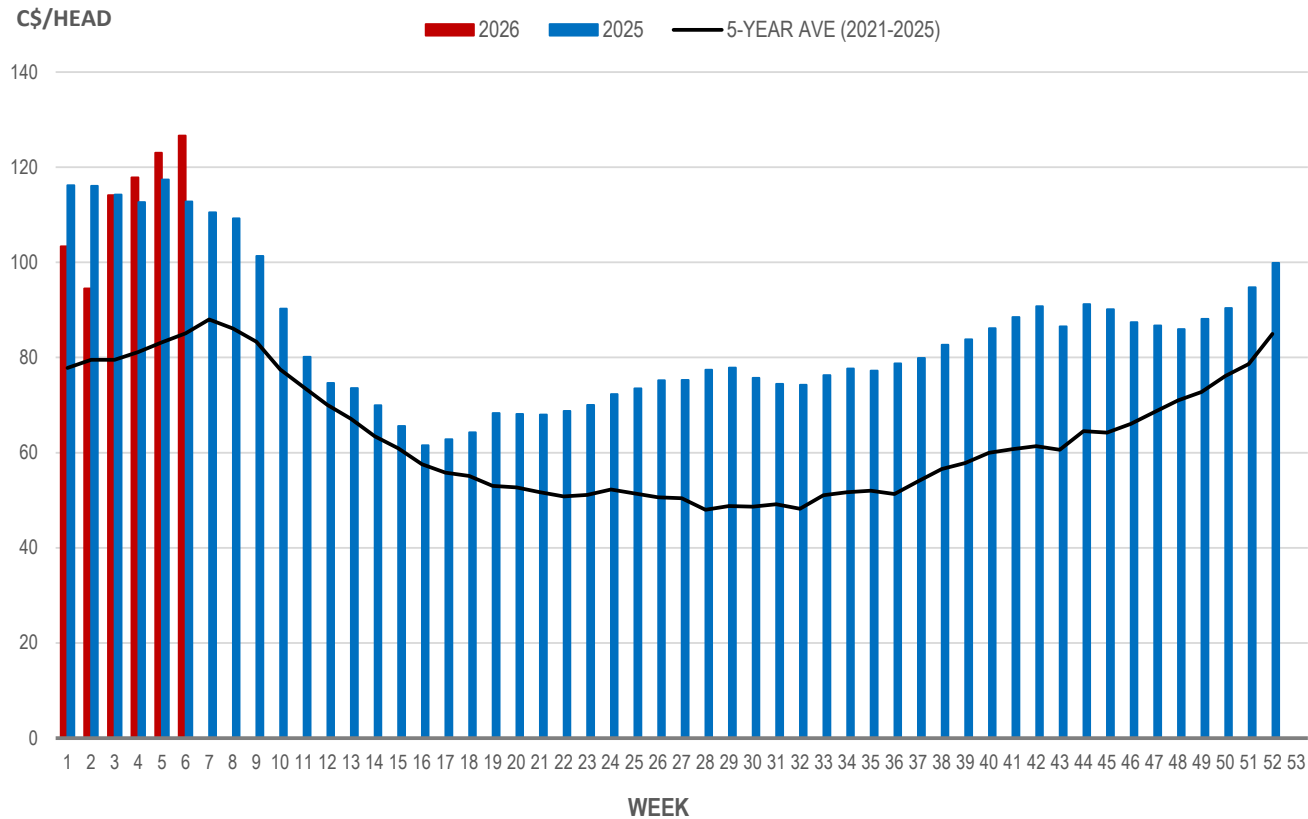
Source: Manitoba major processors

# Weaning Pigs (U.S. Total Composite Weighted Average Price per Head)

	Formula and Cash Low, US\$/Head	Formula and Cash High, US\$/Head	Wtd Avg Price, US\$/Head	Wtd Avg Price, C\$/Head
Early Weaned (10-12 lb)	49.87	115.14	92.78	126.63
Feeder Pigs (40 lb)	116.00	136.00	123.14	168.06

Source: USDA, AMS

## EARLY WEANED PIGS (U.S. TOTAL COMPOSITE WEIGHTED AVERAGE PRICE PER HEAD) WEEKLY



Source: USDA, AMS

### Contact us

- [www.manitoba.ca/agriculture/markets-and-statistics/](http://www.manitoba.ca/agriculture/markets-and-statistics/)
- Email us at [industryintelligence@gov.mb.ca](mailto:industryintelligence@gov.mb.ca)
- Follow us on X @MBGovAg

