

MANITOBA MARKETS

Hog Prices



January 6, 2026

[Click here for definitions of how data is collected and calculated.](#)

Exchange rates (Friday close)

1 US \$ = C \$1.3737

1 EURO = C \$1.6110

1 Yen = C \$0.00876

[Data source: Bank of Canada](#)

[Click to view the interactive hog dashboards for current and historical charts.](#)

Manitoba Weighted Average Carcass Prices (including premiums and discounts)

All In Weights C\$/100 kg

Week	Week ending date	2026	2025	Change from Previous Week	Change from Previous Year
50	2025-12-12	NA	NA*	NA	NA
51	2025-12-19	NA	NA*	NA	NA
52	2025-12-26	NA	NA*	NA	NA
1	2026-01-02	227.13	223.56	NA	1.6%
Four week average		NA	NA	-	NA

Source: Manitoba major processors.

*Please refer to the archived Manitoba Markets hog price reports for these values

<https://www.gov.mb.ca/agriculture/markets-and-statistics/livestock-statistics/livestock-market-prices-archive.html>



Index 100, C\$/100 kg

Week	Week ending date	2026	2025	Change from Previous Week	Change from Previous Year
50	2025-12-12	NA	NA*	NA	NA
51	2025-12-19	NA	NA*	NA	NA
52	2025-12-26	NA	NA*	NA	NA
1	2026-01-02	215.77	212.94	NA	1.3%
Four week average		NA	NA	-	NA

Source: Manitoba major processors.

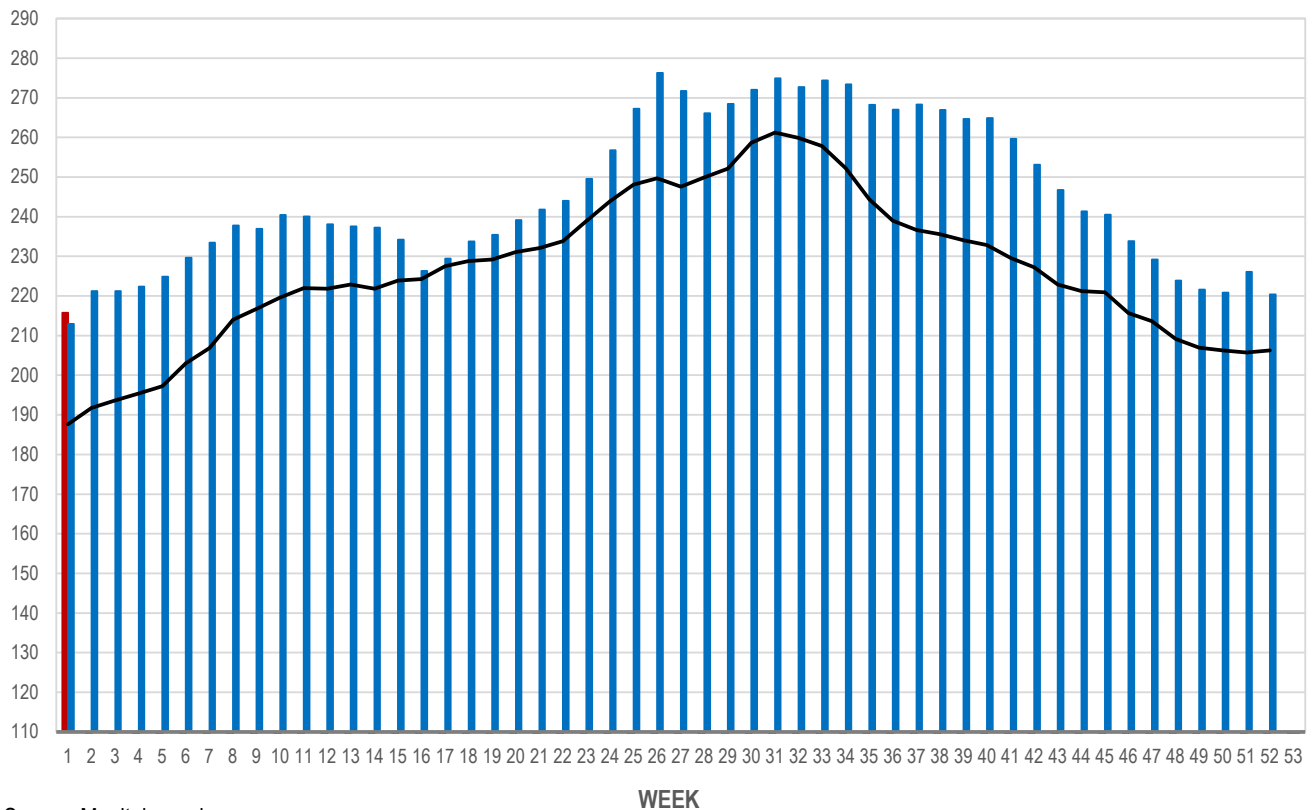
*Please refer to the archived Manitoba Markets hog price reports for these values

<https://www.gov.mb.ca/agriculture/markets-and-statistics/livestock-statistics/livestock-market-prices-archive.html>

MANITOBA WEIGHTED AVERAGE INDEX 100 HOG PRICES WEEKLY

C\$/100 KG

2026 2025 5-YEAR AVE (2021-2025)



Source: Manitoba major processors

Number of Pigs Processed by Major Processors

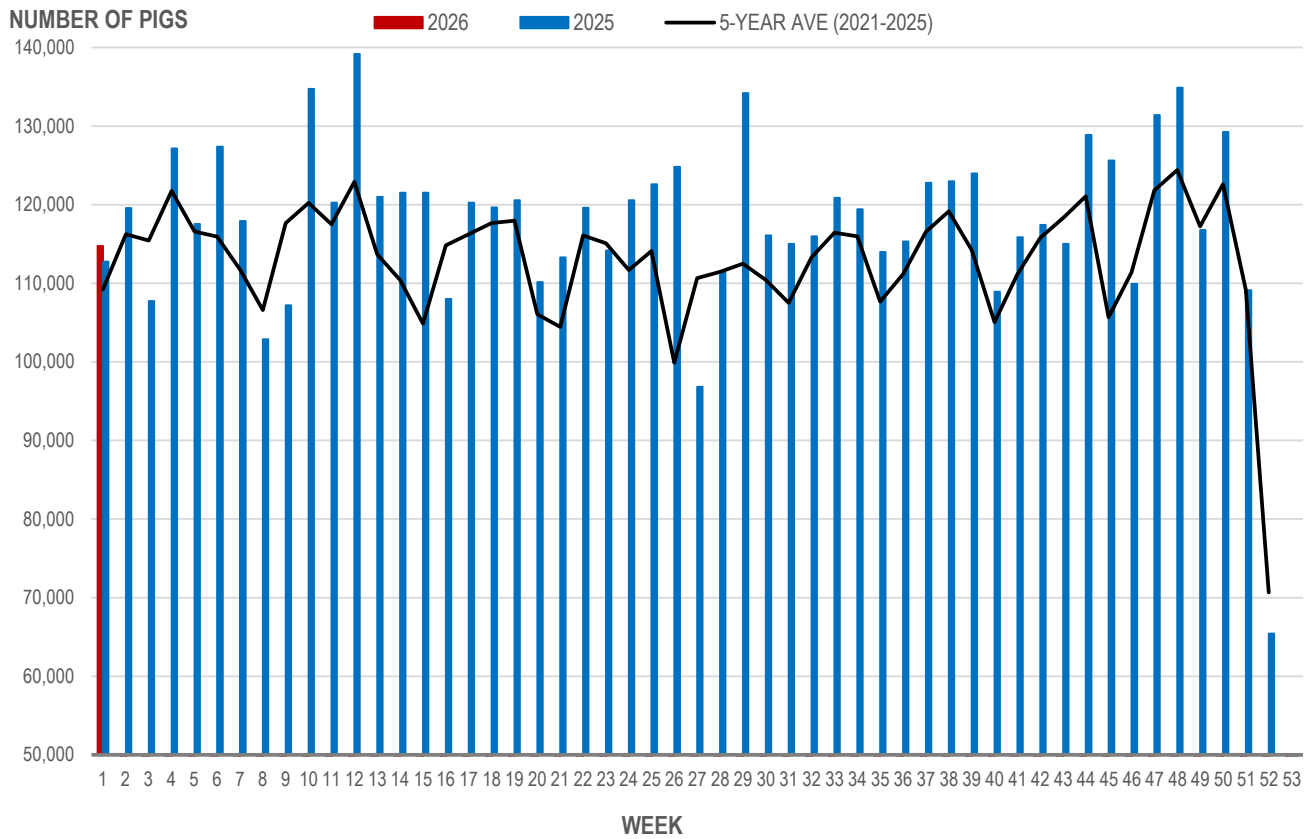
Week	Week ending date	2026	2025	Change from Previous Week	Change from Previous Year
50	2025-12-12	NA	NA*	NA	NA
51	2025-12-19	NA	NA*	NA	NA
52	2025-12-26	NA	NA*	NA	NA
1	2026-01-02	114,735	112,761	NA	1.8%
Four week average		NA	NA	-	NA

Source: Manitoba major processors.

*Please refer to the archived Manitoba Markets hog price reports for these values

<https://www.gov.mb.ca/agriculture/markets-and-statistics/livestock-statistics/livestock-market-prices-archive.html>

NUMBER OF PIGS PROCESSED BY MAJOR PROCESSORS WEEKLY



Source: Manitoba major processors

Average Weight of Hogs Processed by Major Processors, Kg

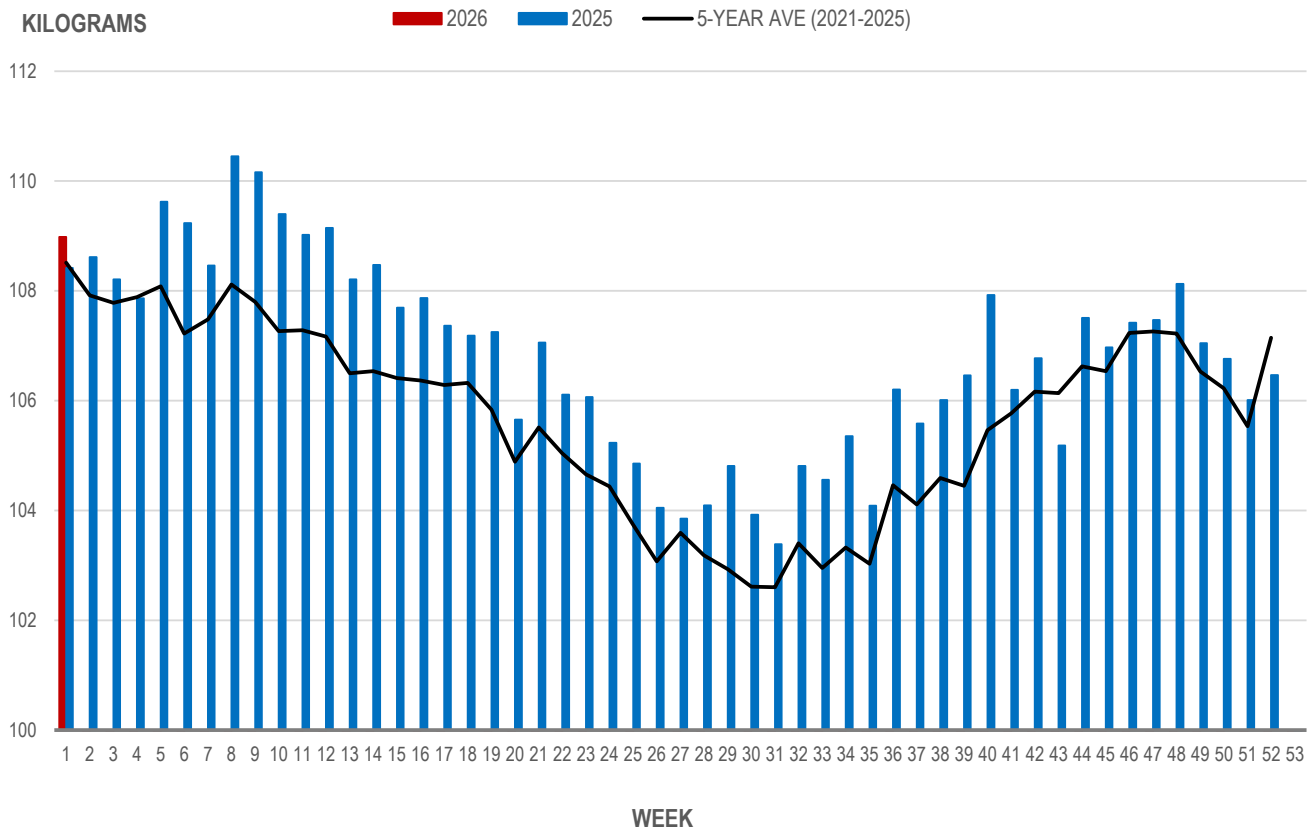
Week	Week ending date	2026	2025	Change from Previous Week	Change from Previous Year
50	2025-12-12	NA	NA*	NA	NA
51	2025-12-19	NA	NA*	NA	NA
52	2025-12-26	NA	NA*	NA	NA
1	2026-01-02	108.98	108.42	NA	0.5%
Four week average		NA	NA	-	NA

Source: Manitoba major processors.

*Please refer to the archived Manitoba Markets hog price reports for these values

<https://www.gov.mb.ca/agriculture/markets-and-statistics/livestock-statistics/livestock-market-prices-archive.html>

AVERAGE WEIGHT OF HOGS PROCESSED BY MAJOR PROCESSORS WEEKLY



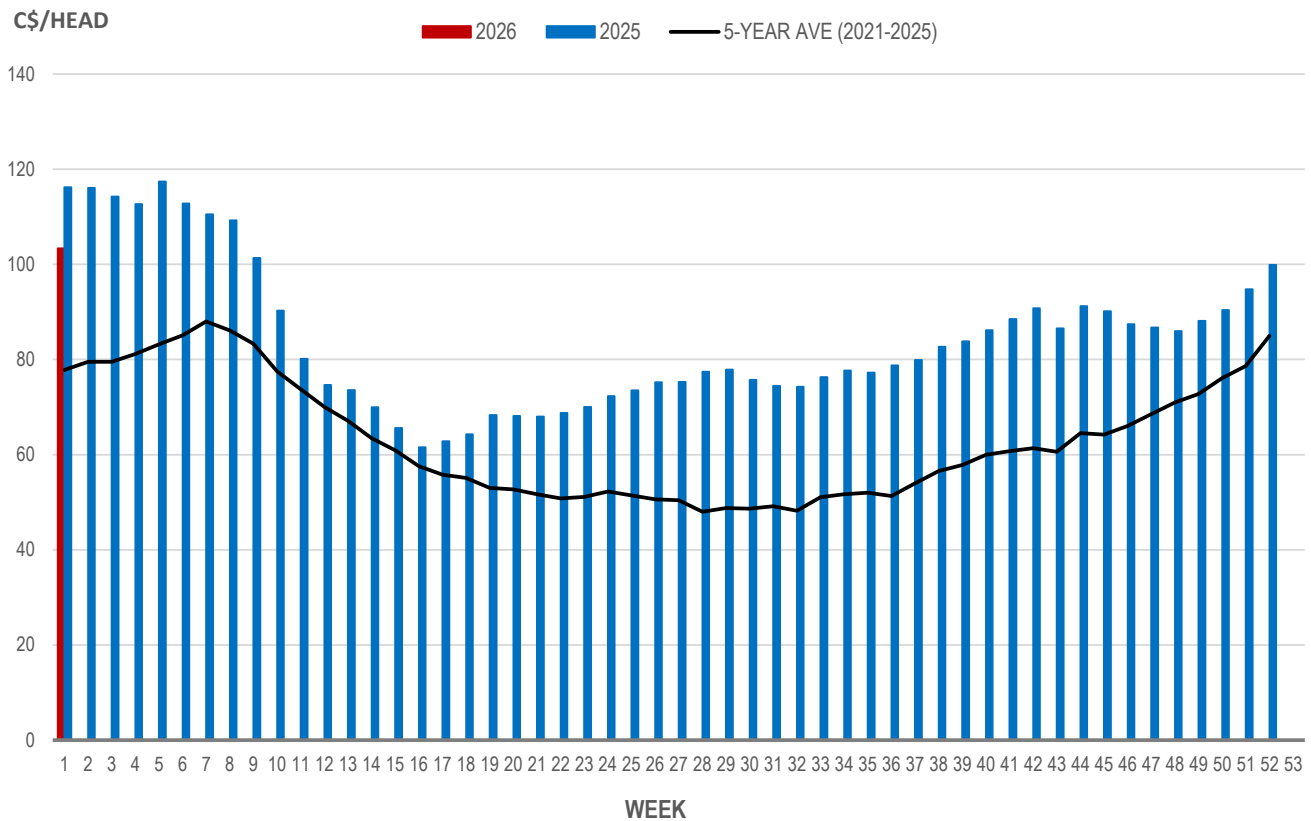
Source: Manitoba major processors

Weaning Pigs (U.S. Total Composite Weighted Average Price per Head)

	Formula and Cash Low, US\$/Head	Formula and Cash High, US\$/Head	Wtd Avg Price, US\$/Head	Wtd Avg Price, C\$/Head
Early Weaned (10-12 lb)	56.68	86.00	75.27	103.40
Feeder Pigs (40 lb)	89.00	108.00	96.08	131.99

Source: USDA, AMS

EARLY WEANED PIGS (U.S. TOTAL COMPOSITE WEIGHTED AVERAGE PRICE PER HEAD) WEEKLY



Source: USDA, AMS

Contact us

- www.manitoba.ca/agriculture/markets-and-statistics/
- Email us at industryintelligence@gov.mb.ca
- Follow us on X @MBGovAg

