

## MANITOBA MARKETS

# Hog Prices



August 26, 2025

[Click here for definitions of how data is collected and calculated.](#)

### Exchange rates (Friday close)

1 US \$ = C \$1.3854

1 EURO = C \$1.6200

1 Yen = C \$0.00941

[Data source: Bank of Canada](#)

[Click to view the interactive hog dashboards for current and historical charts.](#)

### Manitoba Weighted Average Carcass Prices (including premiums and discounts)

#### All In Weights C\$/100 kg

Week	Week ending date	2025	2024	Change from Previous Week	Change from Previous Year
31	2025-08-01	289.43	260.05	1.5%	11.3%
32	2025-08-08	283.80	253.66	-1.9%	11.9%
33	2025-08-15	288.04	249.09	1.5%	15.6%
34	2025-08-22	287.68	244.03	-0.1%	17.9%
Four week average		287.24	251.71	-	14.1%

Source: Manitoba major processors.

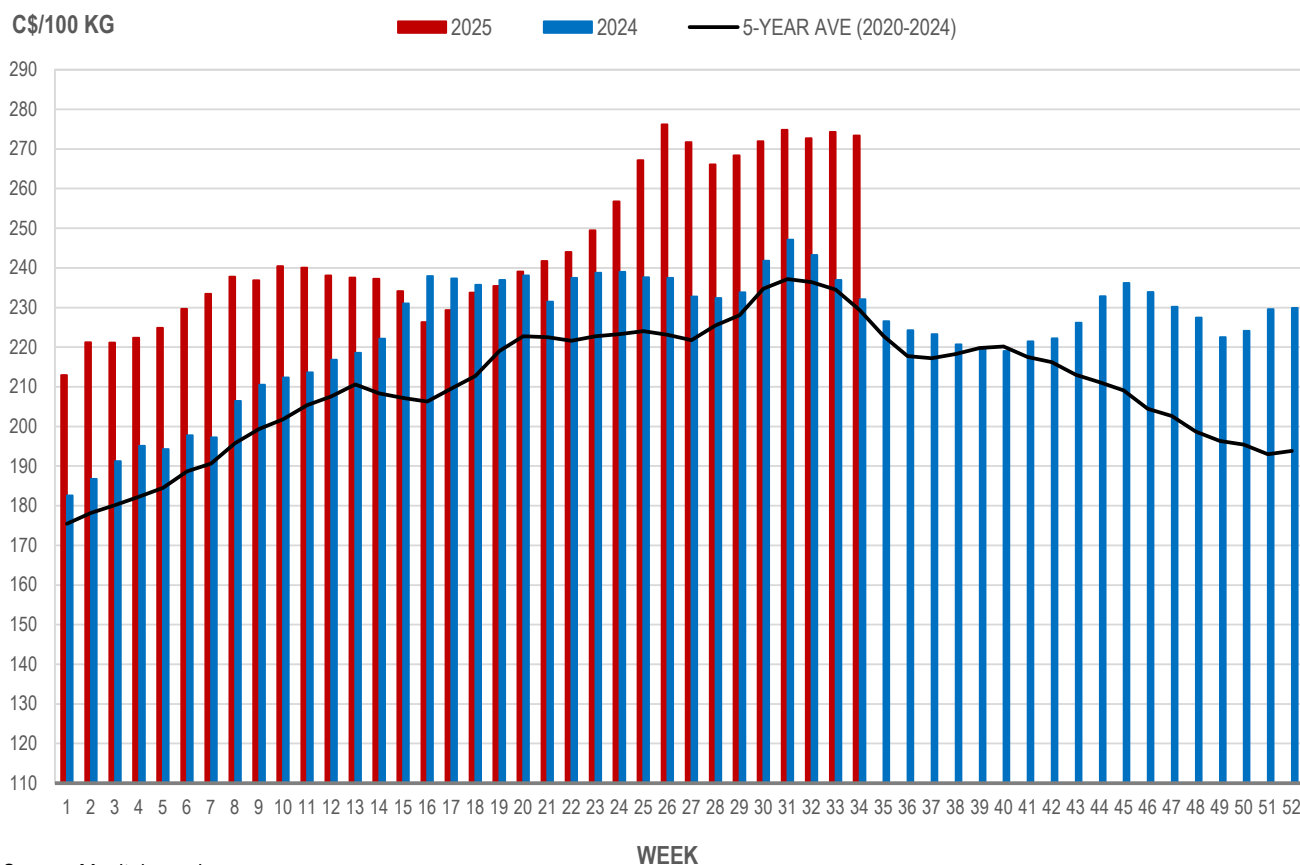


## Index 100, C\$/100 kg

Week	Week ending date	2025	2024	Change from Previous Week	Change from Previous Year
31	2025-08-01	274.86	247.13	1.1%	11.2%
32	2025-08-08	272.69	243.26	-0.8%	12.1%
33	2025-08-15	274.34	236.92	0.6%	15.8%
34	2025-08-22	273.37	232.13	-0.4%	17.8%
Four week average		273.82	239.86	-	14.2%

Source: Manitoba major processors.

## MANITOBA WEIGHTED AVERAGE INDEX 100 HOG PRICES WEEKLY



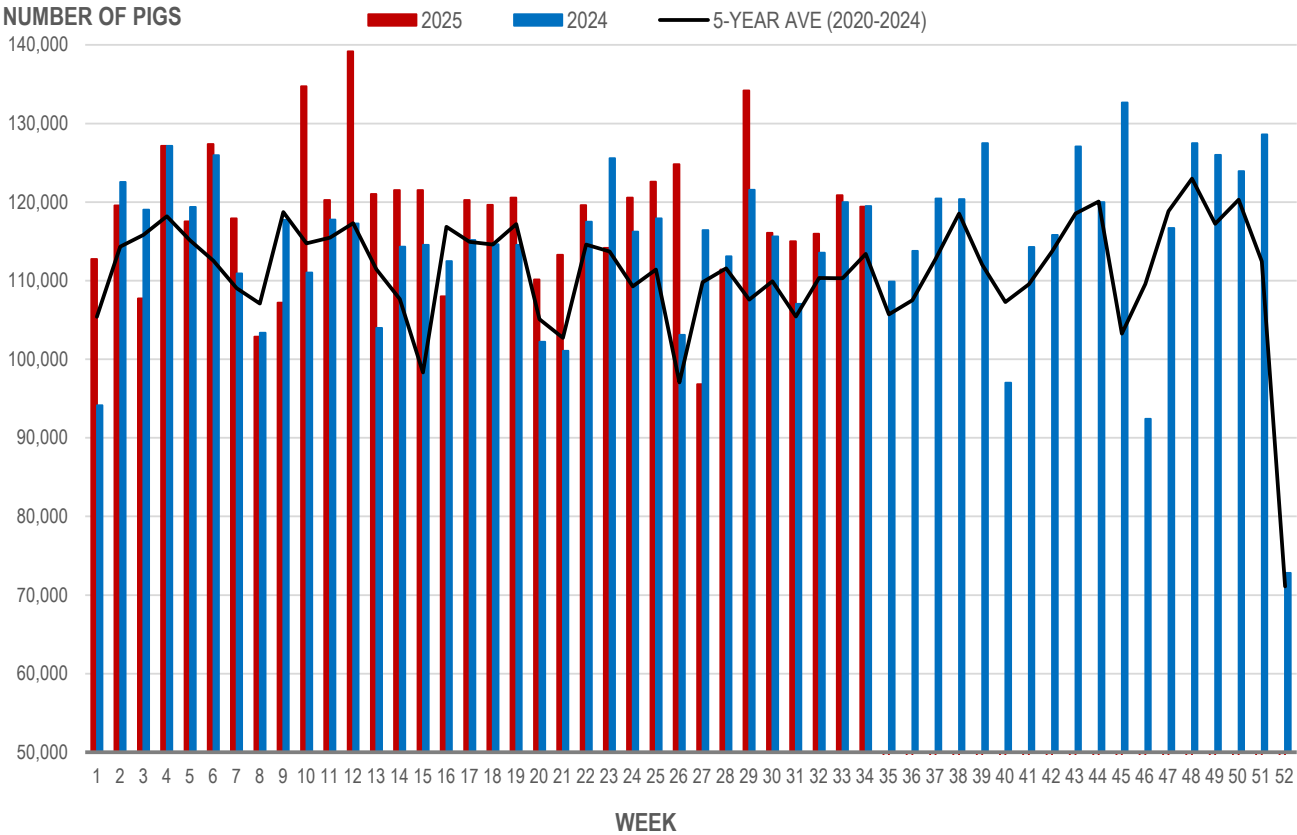
Source: Manitoba major processors

Number of Pigs Processed by Major Processors

Week	Week ending date	2025	2024	Change from Previous Week	Change from Previous Year
31	2025-08-01	115,018	107,030	-0.9%	7.5%
32	2025-08-08	115,954	113,542	0.8%	2.1%
33	2025-08-15	120,855	119,995	4.2%	0.7%
34	2025-08-22	119,420	119,474	-1.2%	0.0%
Four week average		117,812	115,010	-	2.4%

Source: Manitoba major processors.

NUMBER OF PIGS PROCESSED BY MAJOR PROCESSORS WEEKLY



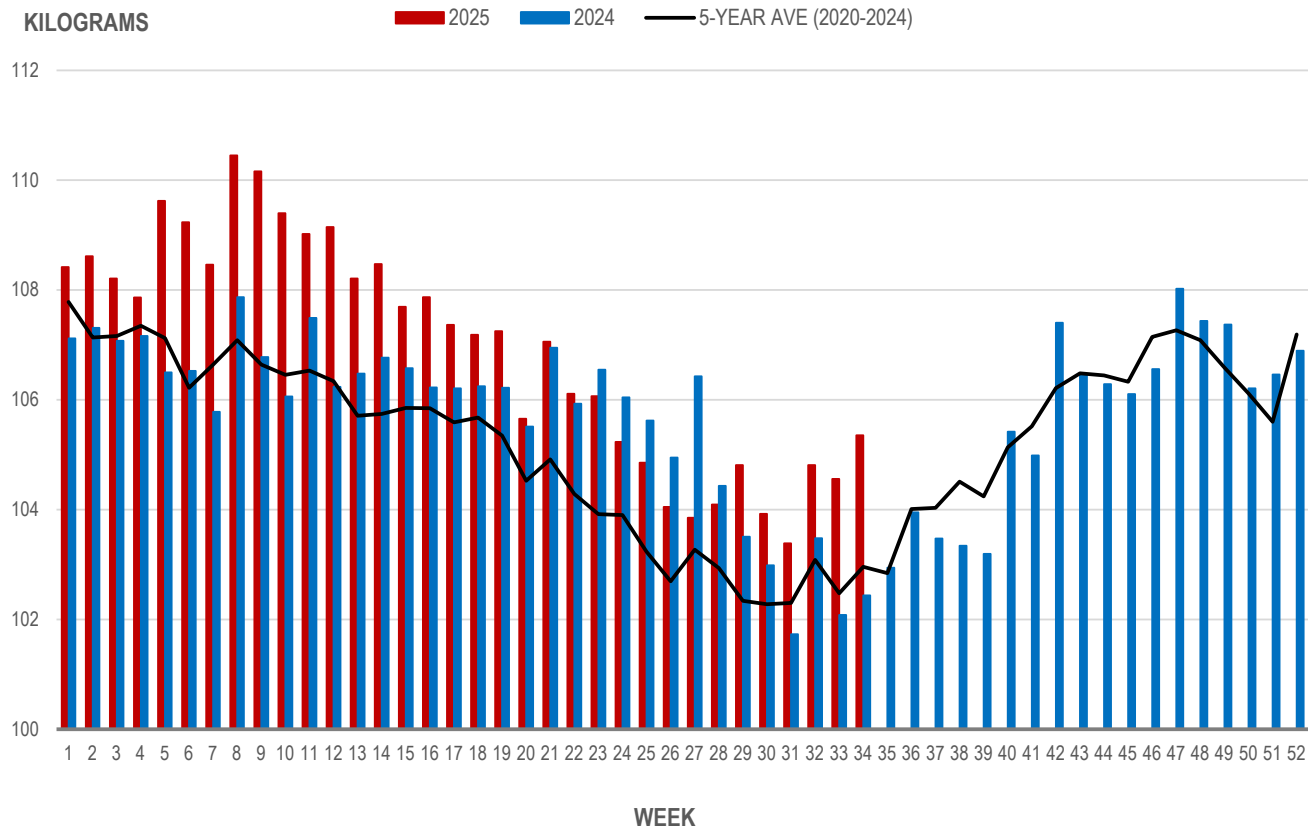
Source: Manitoba major processors

Average Weight of Hogs Processed by Major Processors, Kg

Week	Week ending date	2025	2024	Change from Previous Week	Change from Previous Year
31	2025-08-01	103.38	101.73	-0.5%	1.6%
32	2025-08-08	104.81	103.48	1.4%	1.3%
33	2025-08-15	104.56	102.08	-0.2%	2.4%
34	2025-08-22	105.35	102.44	0.8%	2.9%
Four week average		104.53	102.43	-	2.0%

Source: Manitoba major processors.

AVERAGE WEIGHT OF HOGS PROCESSED BY MAJOR PROCESSORS WEEKLY



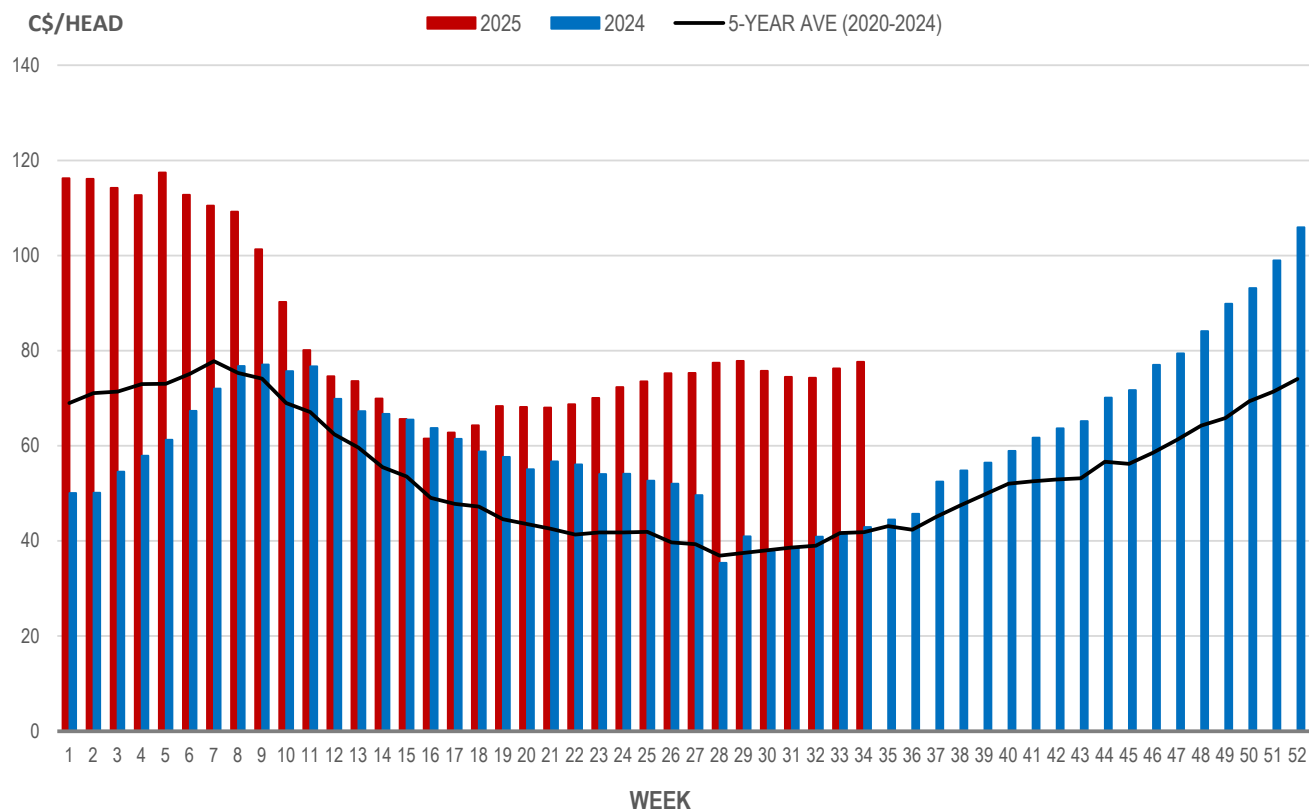
Source: Manitoba major processors

# Weaning Pigs (U.S. Total Composite Weighted Average Price per Head)

	Formula and Cash Low, US\$/Head	Formula and Cash High, US\$/Head	Wtd Avg Price, US\$/Head	Wtd Avg Price, C\$/Head
Early Weaned (10-12 lb)	44.00	66.00	56.07	77.68
Feeder Pigs (40 lb)	70.00	78.00	74.55	103.28

Source: USDA, AMS

## EARLY WEANED PIGS (U.S. TOTAL COMPOSITE WEIGHTED AVERAGE PRICE PER HEAD) WEEKLY



Source: USDA, AMS

### Contact us

- [www.manitoba.ca/agriculture/markets-and-statistics/](http://www.manitoba.ca/agriculture/markets-and-statistics/)
- Email us at [industryintelligence@gov.mb.ca](mailto:industryintelligence@gov.mb.ca)
- Follow us on X @MBGovAg

