

MANITOBA MARKETS

Hog Prices



June 3, 2025

[Click here for definitions of how data is collected and calculated.](#)

Exchange rates (Friday close)

1 US \$ = C \$1.3758

1 EURO = C \$1.5613

1 Yen = C \$0.00956

[Data source: Bank of Canada](#)

[Click to view the interactive hog dashboards for current and historical charts.](#)

Manitoba Weighted Average Carcass Prices (including premiums and discounts)

All In Weights C\$/100 kg

Week	Week ending date	2025	2024	Change from Previous Week	Change from Previous Year
19	2025-05-09	247.64	249.06	0.7%	-0.6%
20	2025-05-16	252.60	251.16	2.0%	0.6%
21	2025-05-23	252.51	242.48	0.0%	4.1%
22	2025-05-30	256.69	249.97	1.7%	2.7%
Four week average		252.36	248.17	-	1.7%

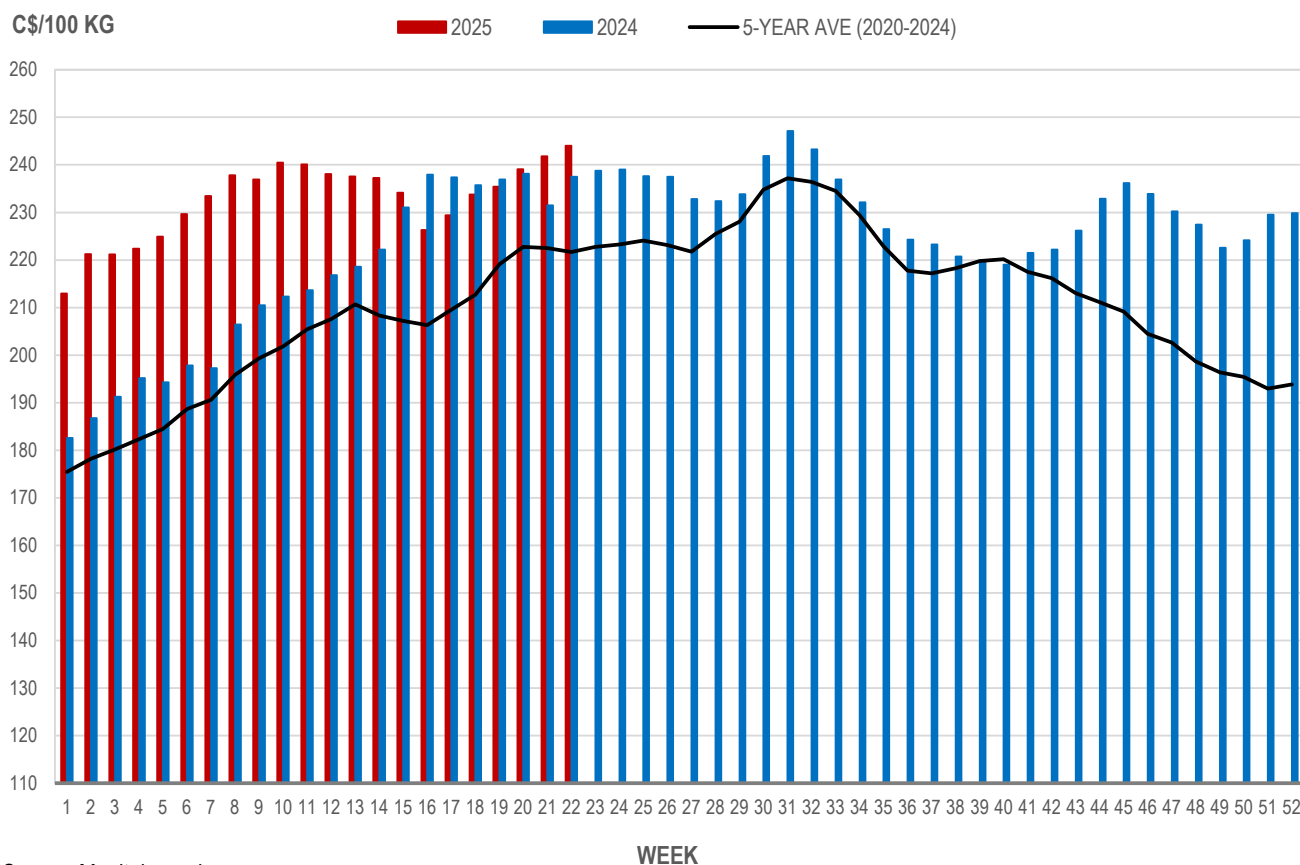
Source: Manitoba major processors.

Index 100, C\$/100 kg

Week	Week ending date	2025	2024	Change from Previous Week	Change from Previous Year
19	2025-05-09	235.44	236.94	0.7%	-0.6%
20	2025-05-16	239.11	238.12	1.6%	0.4%
21	2025-05-23	241.77	231.47	1.1%	4.5%
22	2025-05-30	244.02	237.52	0.9%	2.7%
Four week average		240.08	236.01	-	1.7%

Source: Manitoba major processors.

MANITOBA WEIGHTED AVERAGE INDEX 100 HOG PRICES WEEKLY



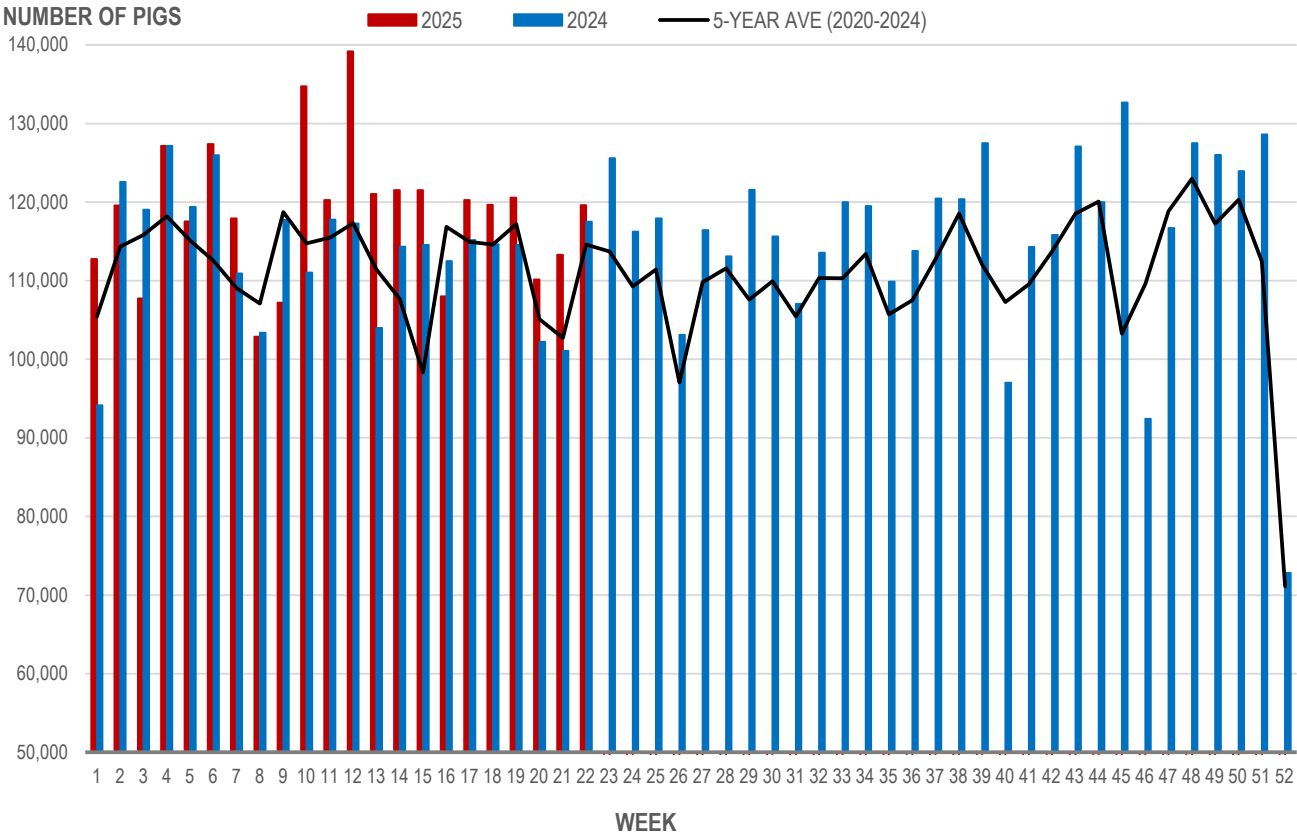
Source: Manitoba major processors

Number of Pigs Processed by Major Processors

Week	Week ending date	2025	2024	Change from Previous Week	Change from Previous Year
19	2025-05-09	120,557	114,537	0.7%	5.3%
20	2025-05-16	110,156	102,228	-8.6%	7.8%
21	2025-05-23	113,291	101,075	2.8%	12.1%
22	2025-05-30	119,622	117,497	5.6%	1.8%
Four week average		115,907	108,834	-	6.5%

Source: Manitoba major processors.

NUMBER OF PIGS PROCESSED BY MAJOR PROCESSORS WEEKLY



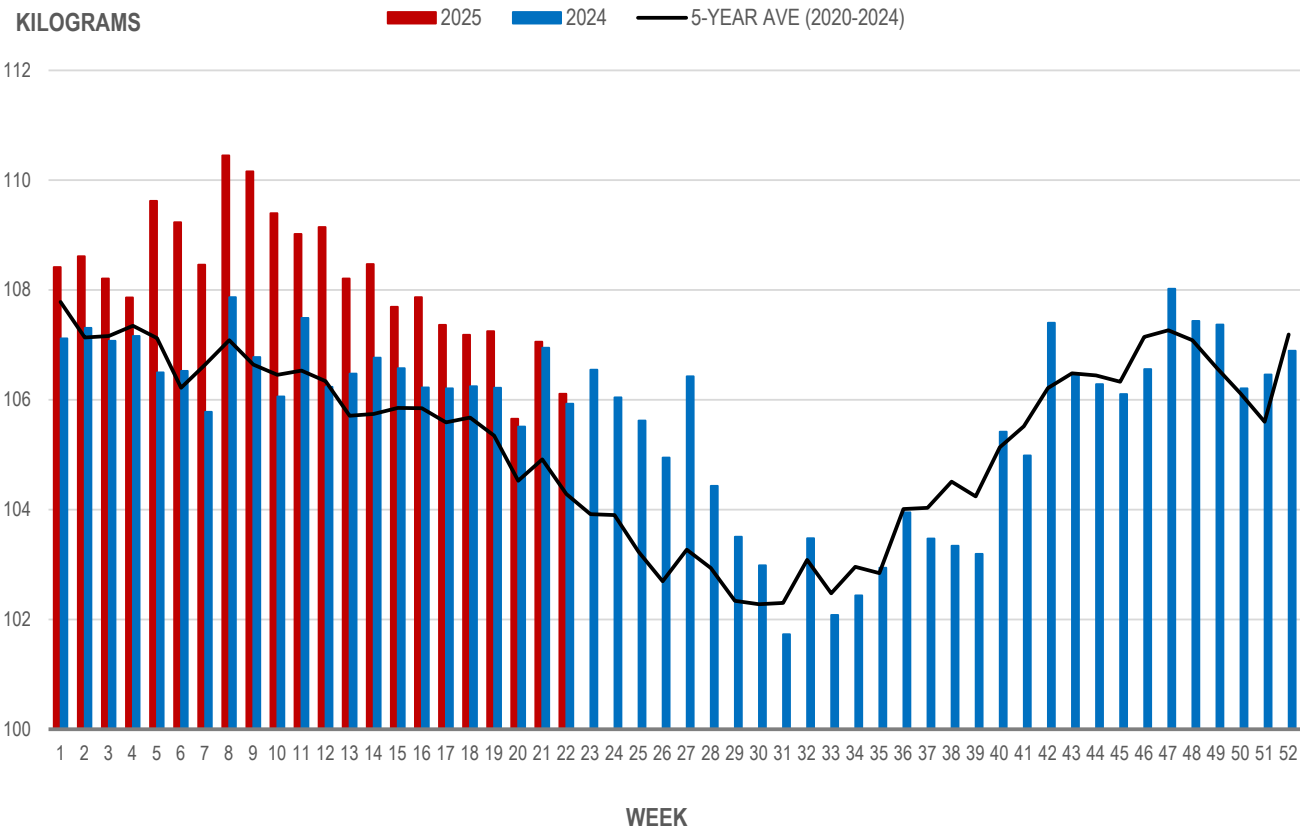
Source: Manitoba major processors

Average Weight of Hogs Processed by Major Processors, Kg

Week	Week ending date	2025	2024	Change from Previous Week	Change from Previous Year
19	2025-05-09	107.25	106.22	0.1%	1.0%
20	2025-05-16	105.66	105.51	-1.5%	0.1%
21	2025-05-23	107.06	106.95	1.3%	0.1%
22	2025-05-30	106.11	105.93	-0.9%	0.2%
Four week average		106.52	106.15	-	0.3%

Source: Manitoba major processors.

AVERAGE WEIGHT OF HOGS PROCESSED BY MAJOR PROCESSORS WEEKLY



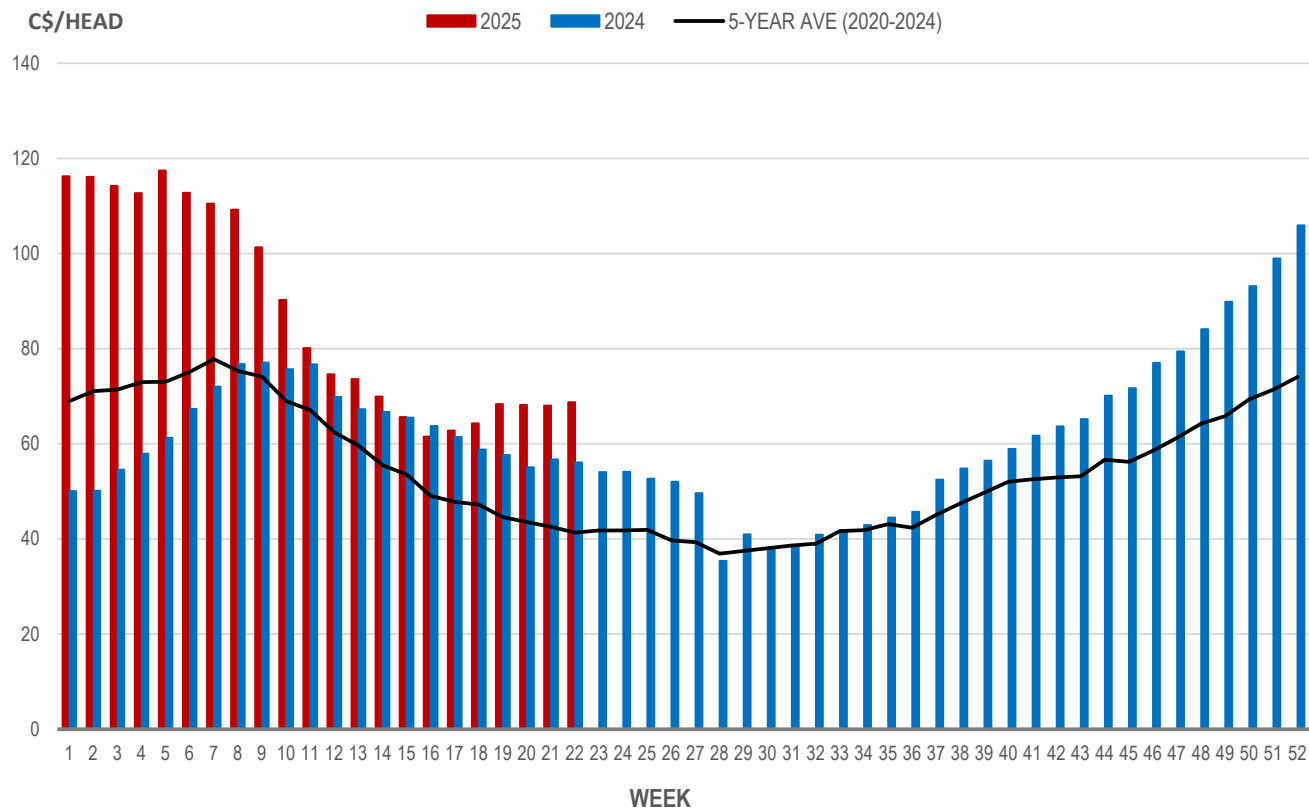
Source: Manitoba major processors

Weaning Pigs (U.S. Total Composite Weighted Average Price per Head)

	Formula and Cash Low, US\$/Head	Formula and Cash High, US\$/Head	Wtd Avg Price, US\$/Head	Wtd Avg Price, C\$/Head
Early Weaned (10-12 lb)	32.00	60.00	49.97	68.75
Feeder Pigs (40 lb)	72.00	87.00	82.26	113.17

Source: USDA, AMS

EARLY WEANED PIGS (U.S. TOTAL COMPOSITE WEIGHTED AVERAGE PRICE PER HEAD) WEEKLY



Source: USDA, AMS

Contact us

- www.manitoba.ca/agriculture/markets-and-statistics/
- Email us at industryintelligence@gov.mb.ca
- Follow us on X @MBGovAg

