

MANITOBA MARKETS

Hog Prices



May 6, 2025

[Click here for definitions of how data is collected and calculated.](#)

Exchange rates (Friday close)

1 US \$ = C \$1.3800

1 EURO = C \$1.5634

1 Yen = C \$0.00955

[Data source: Bank of Canada](#)

[Click to view the interactive hog dashboards for current and historical charts.](#)

Manitoba Weighted Average Carcass Prices (including premiums and discounts)

All In Weights C\$/100 kg

Week	Week ending date	2025	2024	Change from Previous Week	Change from Previous Year
15	2025-04-11	246.30	242.76	-1.2%	1.5%
16	2025-04-18	237.58	250.32	-3.5%	-5.1%
17	2025-04-25	241.20	249.29	1.5%	-3.2%
18	2025-05-02	245.87	247.63	1.9%	-0.7%
Four week average		242.74	247.50	-	-1.9%

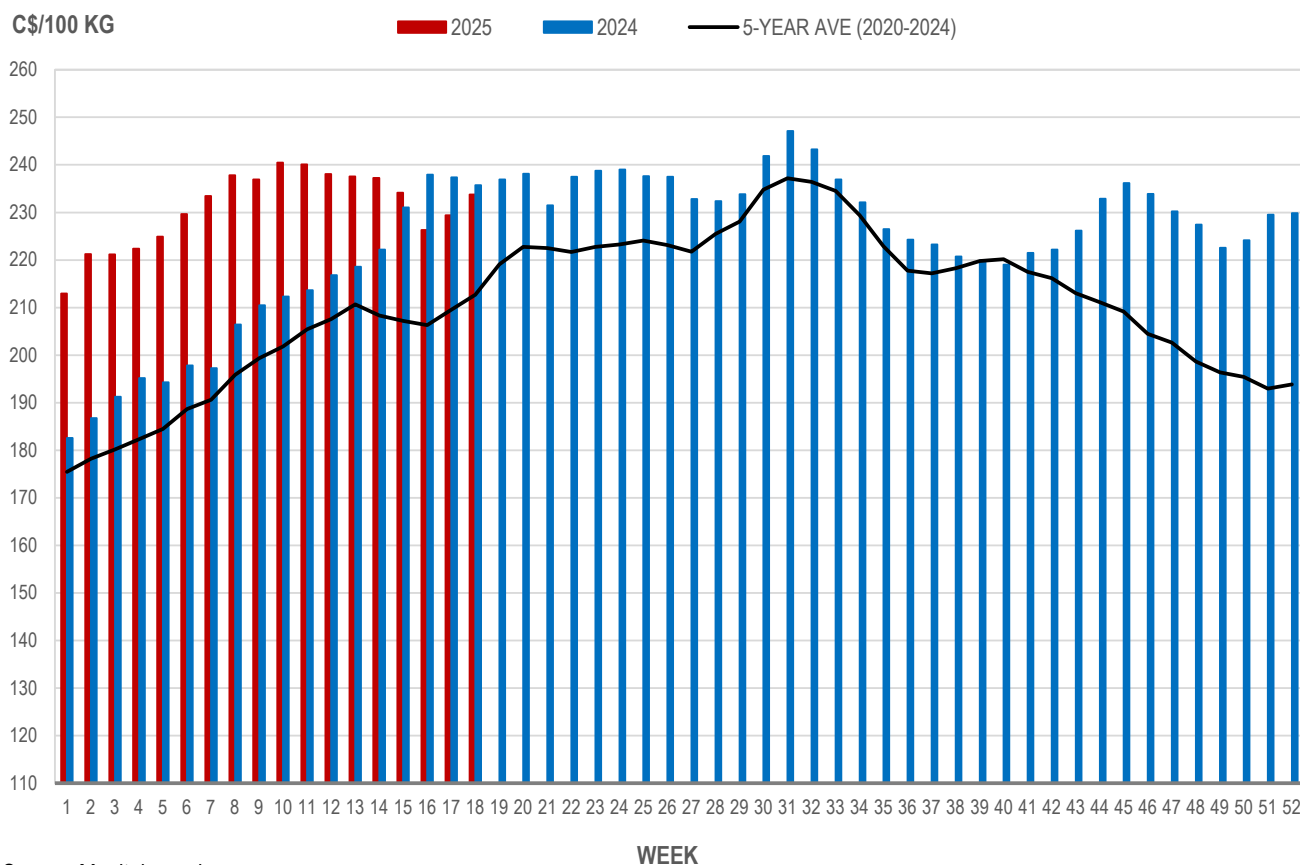
Source: Manitoba major processors.

Index 100, C\$/100 kg

Week	Week ending date	2025	2024	Change from Previous Week	Change from Previous Year
15	2025-04-11	234.17	231.03	-1.3%	1.4%
16	2025-04-18	226.30	237.94	-3.4%	-4.9%
17	2025-04-25	229.39	237.35	1.4%	-3.4%
18	2025-05-02	233.76	235.70	1.9%	-0.8%
Four week average		230.91	235.51	-	-2.0%

Source: Manitoba major processors.

MANITOBA WEIGHTED AVERAGE INDEX 100 HOG PRICES WEEKLY



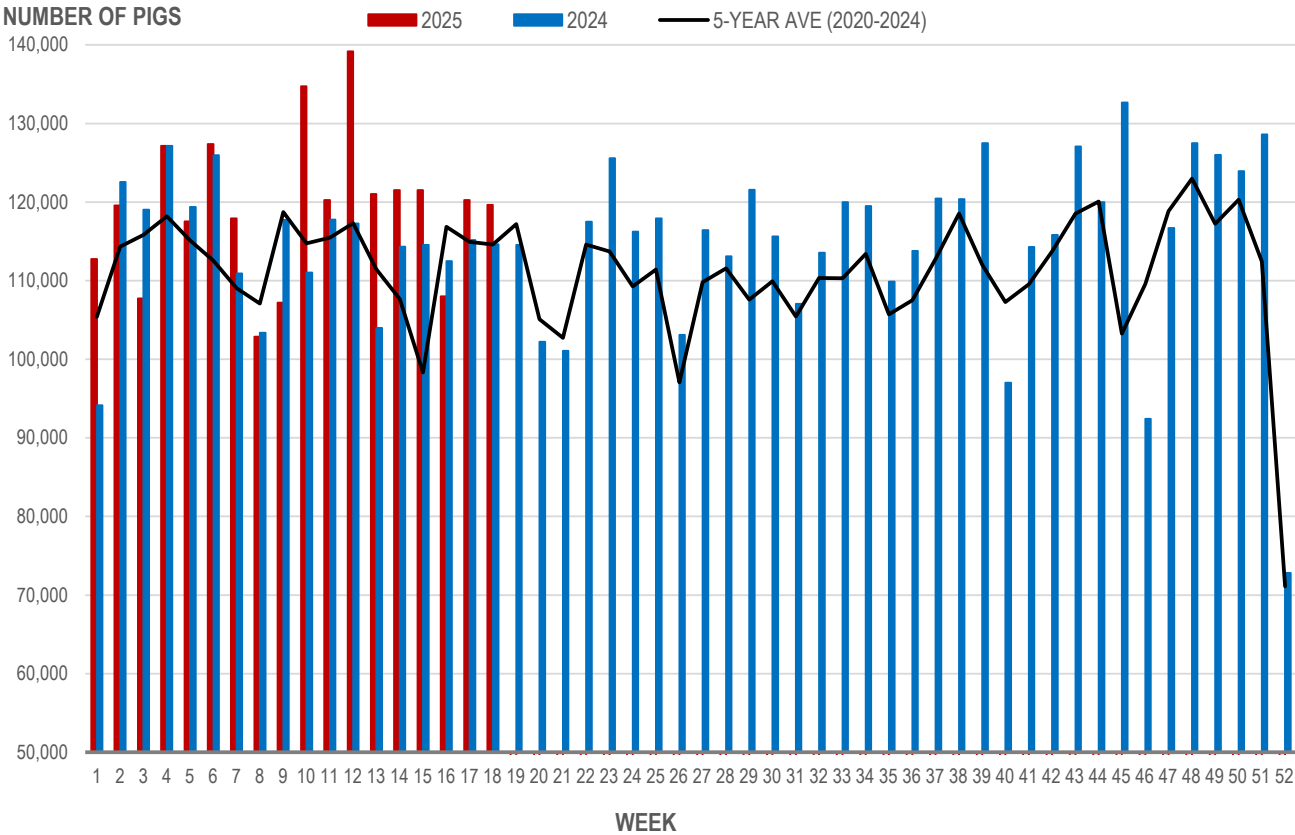
Source: Manitoba major processors

Number of Pigs Processed by Major Processors

Week	Week ending date	2025	2024	Change from Previous Week	Change from Previous Year
15	2025-04-11	121,534	114,544	0.0%	6.1%
16	2025-04-18	108,020	112,478	-11.1%	-4.0%
17	2025-04-25	120,272	115,180	11.3%	4.4%
18	2025-05-02	119,661	114,618	-0.5%	4.4%
Four week average		117,372	114,205	-	2.8%

Source: Manitoba major processors.

NUMBER OF PIGS PROCESSED BY MAJOR PROCESSORS WEEKLY



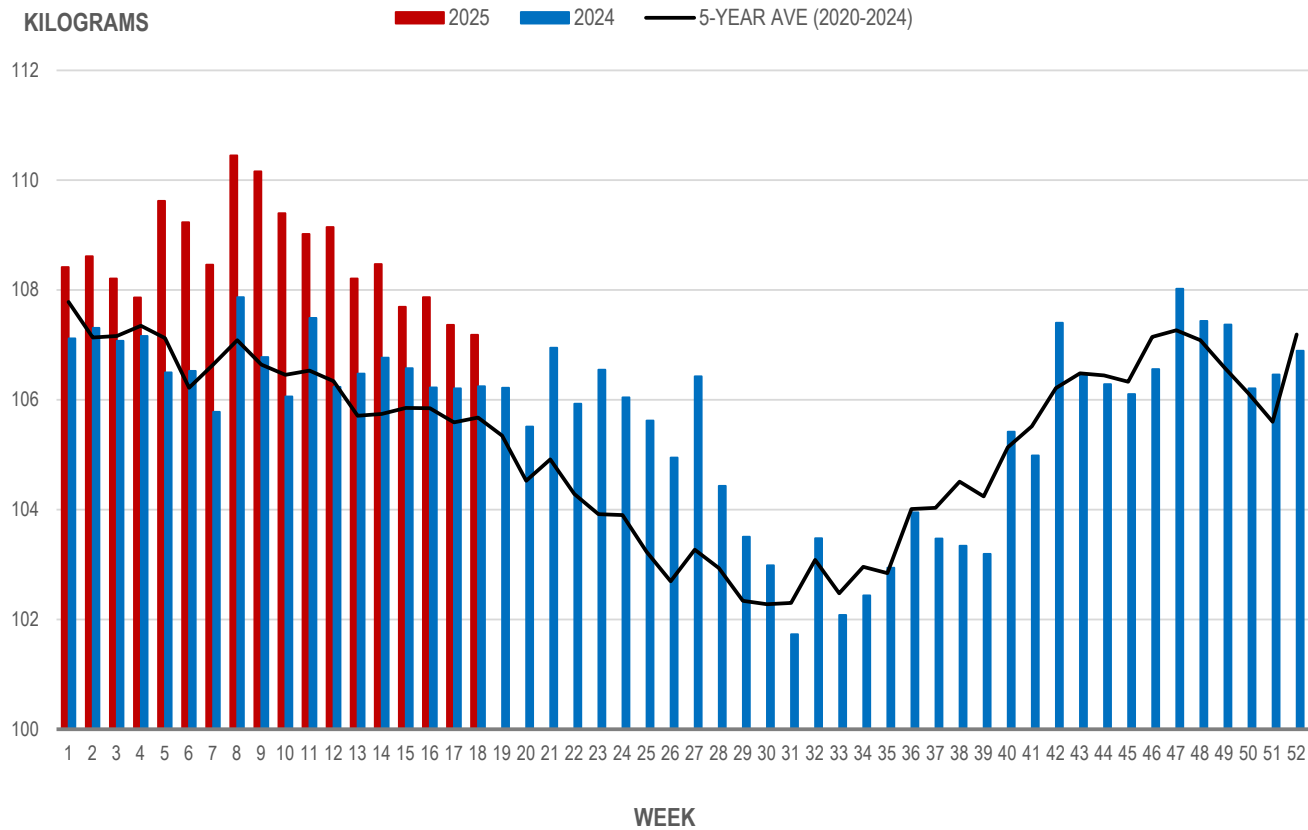
Source: Manitoba major processors

Average Weight of Hogs Processed by Major Processors, Kg

Week	Week ending date	2025	2024	Change from Previous Week	Change from Previous Year
15	2025-04-11	107.69	106.57	-0.7%	1.0%
16	2025-04-18	107.87	106.23	0.2%	1.5%
17	2025-04-25	107.37	106.21	-0.5%	1.1%
18	2025-05-02	107.18	106.25	-0.2%	0.9%
Four week average		107.53	106.31	-	1.1%

Source: Manitoba major processors.

AVERAGE WEIGHT OF HOGS PROCESSED BY MAJOR PROCESSORS WEEKLY



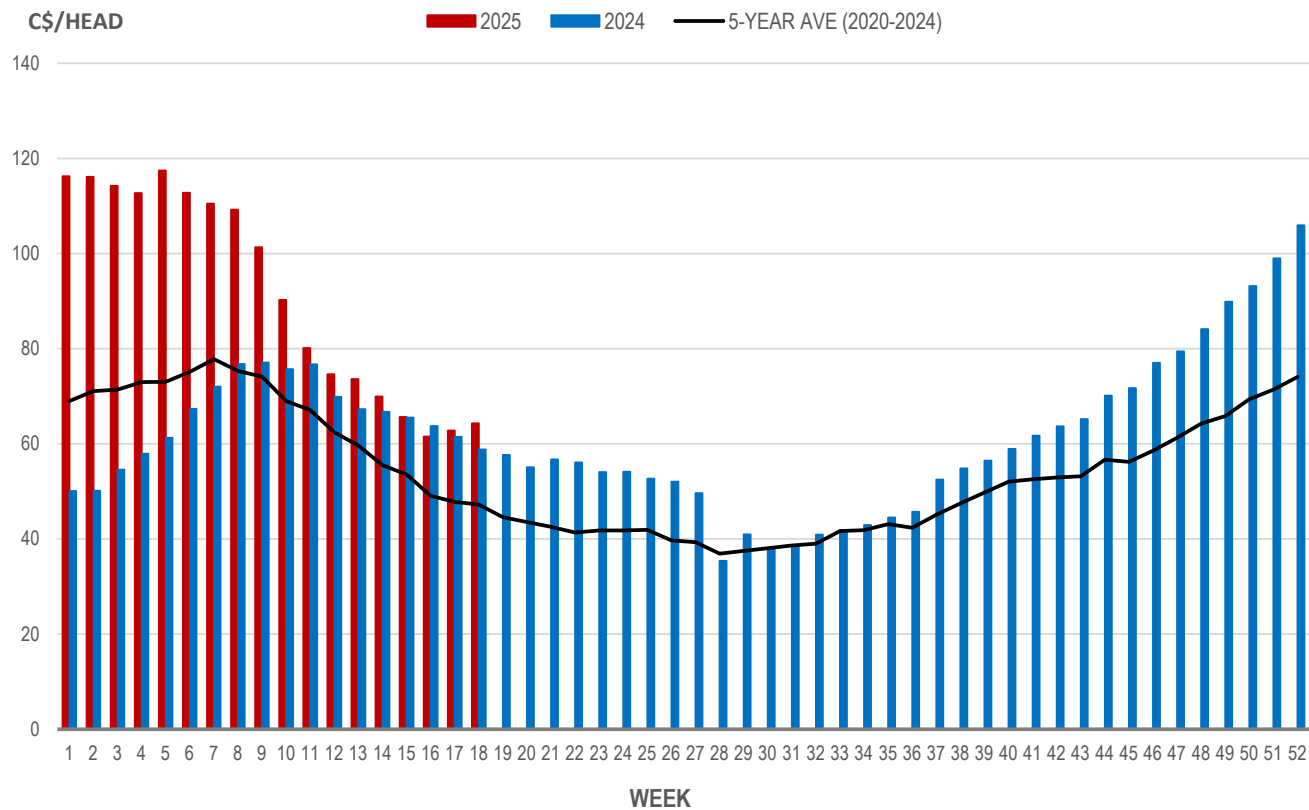
Source: Manitoba major processors

Weaning Pigs (U.S. Total Composite Weighted Average Price per Head)

	Formula and Cash Low, US\$/Head	Formula and Cash High, US\$/Head	Wtd Avg Price, US\$/Head	Wtd Avg Price, C\$/Head
Early Weaned (10-12 lb)	35.00	55.20	46.60	64.31
Feeder Pigs (40 lb)	75.00	82.00	79.29	109.42

Source: USDA, AMS

EARLY WEANED PIGS (U.S. TOTAL COMPOSITE WEIGHTED AVERAGE PRICE PER HEAD) WEEKLY



Source: USDA, AMS

Contact us

- www.manitoba.ca/agriculture/markets-and-statistics/
- Email us at industryintelligence@gov.mb.ca
- Follow us on X @MBGovAg

