

MANITOBA MARKETS

# Hog Prices



June 18, 2024

[Click here for definitions of how data is collected and calculated.](#)

## Exchange rates (Friday close)

1 US \$ = C \$1.3751

1 EURO = C \$1.4702

1 Yen = C \$0.00874

[Data source: Bank of Canada](#)

[Click to view the interactive hog dashboards for current and historical charts.](#)

## Manitoba Weighted Average Carcass Prices (including premiums and discounts)

### All In Weights C\$/100 kg

Week	Week ending date	2024	2023	Change from Previous Week	Change from Previous Year
21	2024-05-24	242.48	218.57	-3.5%	10.9%
22	2024-05-31	249.97	223.04	3.1%	12.1%
23	2024-06-07	250.24	226.53	0.1%	10.5%
24	2024-06-14	251.45	231.27	0.5%	8.7%
<b>Four week average</b>		<b>248.54</b>	<b>224.85</b>	<b>-</b>	<b>10.5%</b>

Source: Manitoba major processors.

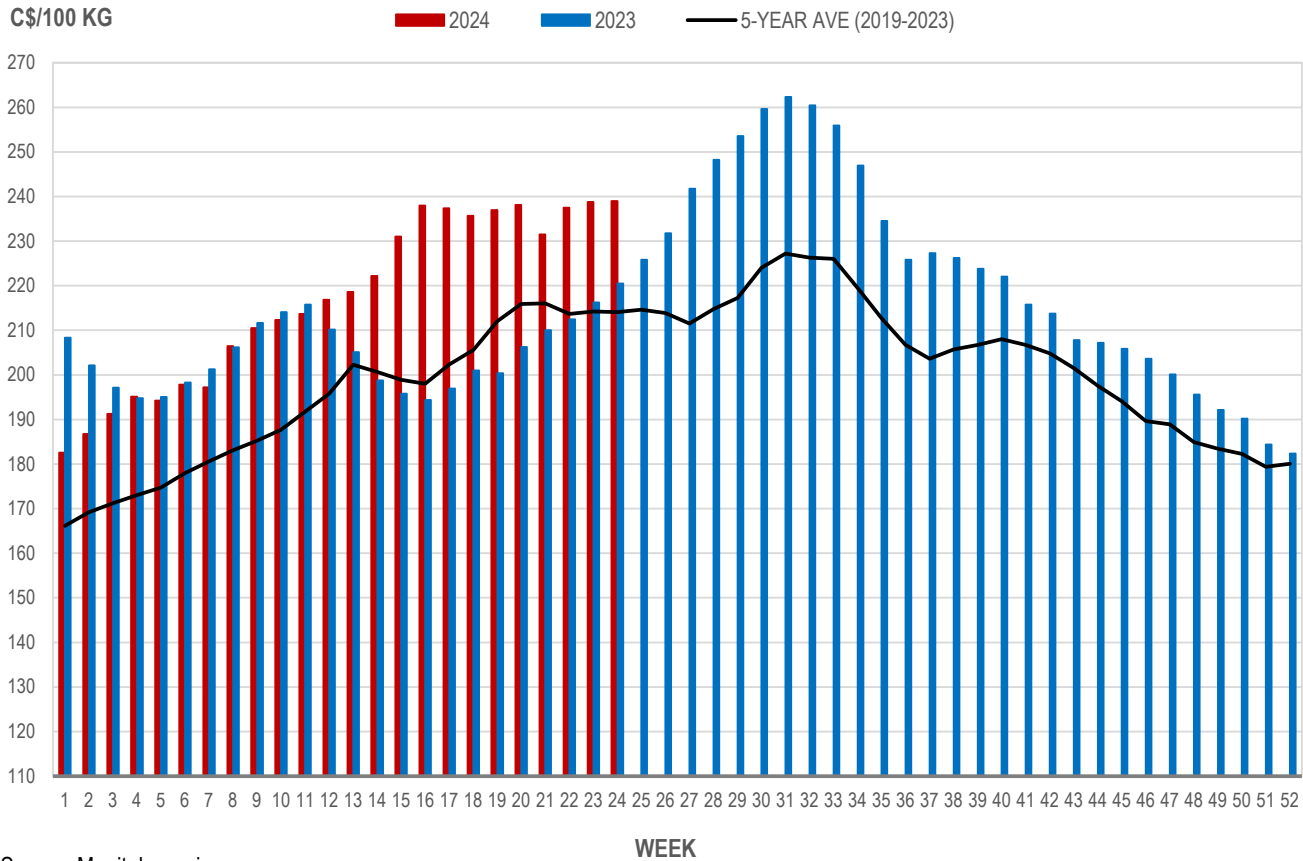


## Index 100, C\$/100 kg

Week	Week ending date	2024	2023	Change from Previous Week	Change from Previous Year
21	2024-05-24	231.47	210.05	-2.8%	10.2%
22	2024-05-31	237.52	212.43	2.6%	11.8%
23	2024-06-07	238.77	216.21	0.5%	10.4%
24	2024-06-14	239.00	220.50	0.1%	8.4%
<b>Four week average</b>		<b>236.69</b>	<b>214.80</b>	<b>-</b>	<b>10.2%</b>

Source: Manitoba major processors.

## MANITOBA WEIGHTED AVERAGE INDEX 100 HOG PRICES WEEKLY



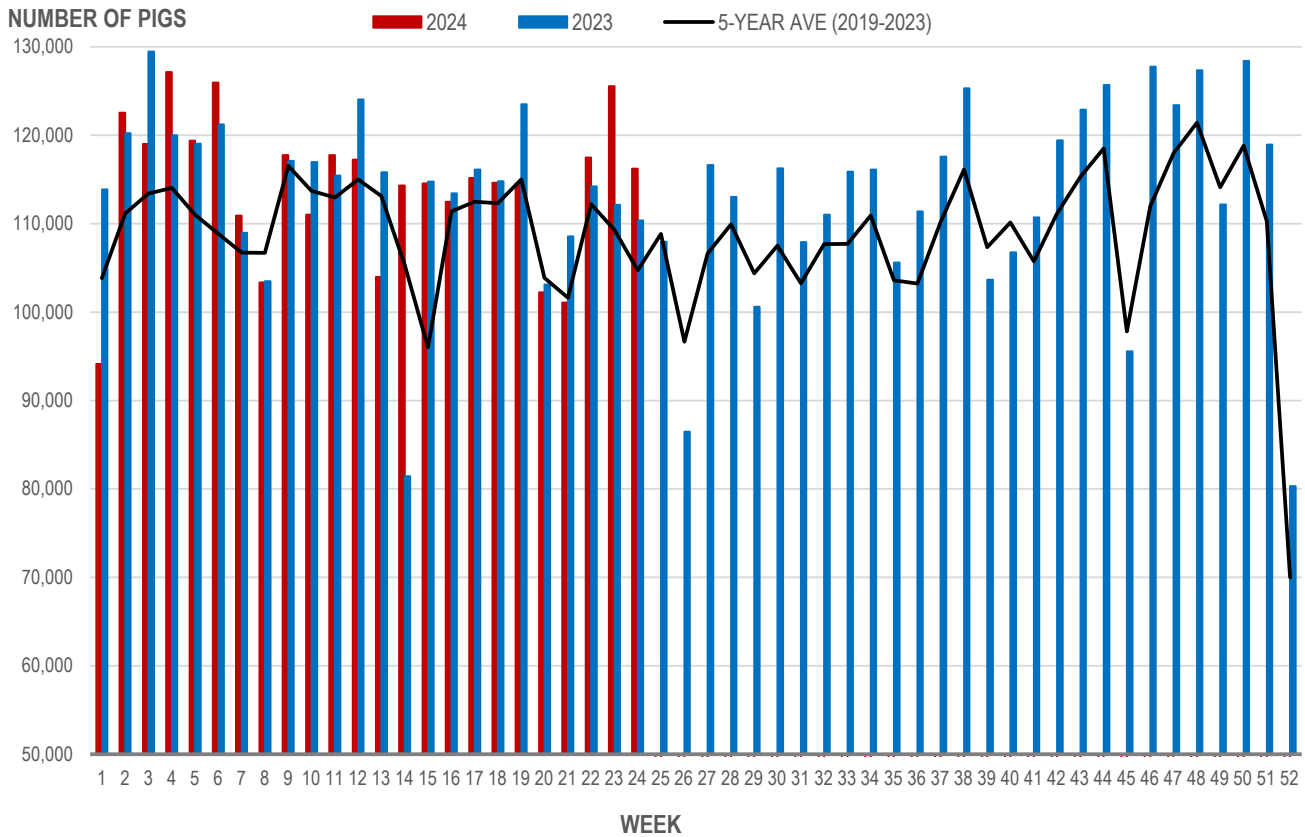
Source: Manitoba major processors

## Number of Pigs Processed by Major Processors

Week	Week ending date	2024	2023	Change from Previous Week	Change from Previous Year
21	2024-05-24	101,075	108,566	-1.1%	-6.9%
22	2024-05-31	117,497	114,224	16.2%	2.9%
23	2024-06-07	125,566	112,154	6.9%	12.0%
24	2024-06-14	116,231	110,359	-7.4%	5.3%
<b>Four week average</b>		<b>115,092</b>	<b>111,326</b>	<b>-</b>	<b>3.4%</b>

Source: Manitoba major processors.

### NUMBER OF PIGS PROCESSED BY MAJOR PROCESSORS WEEKLY



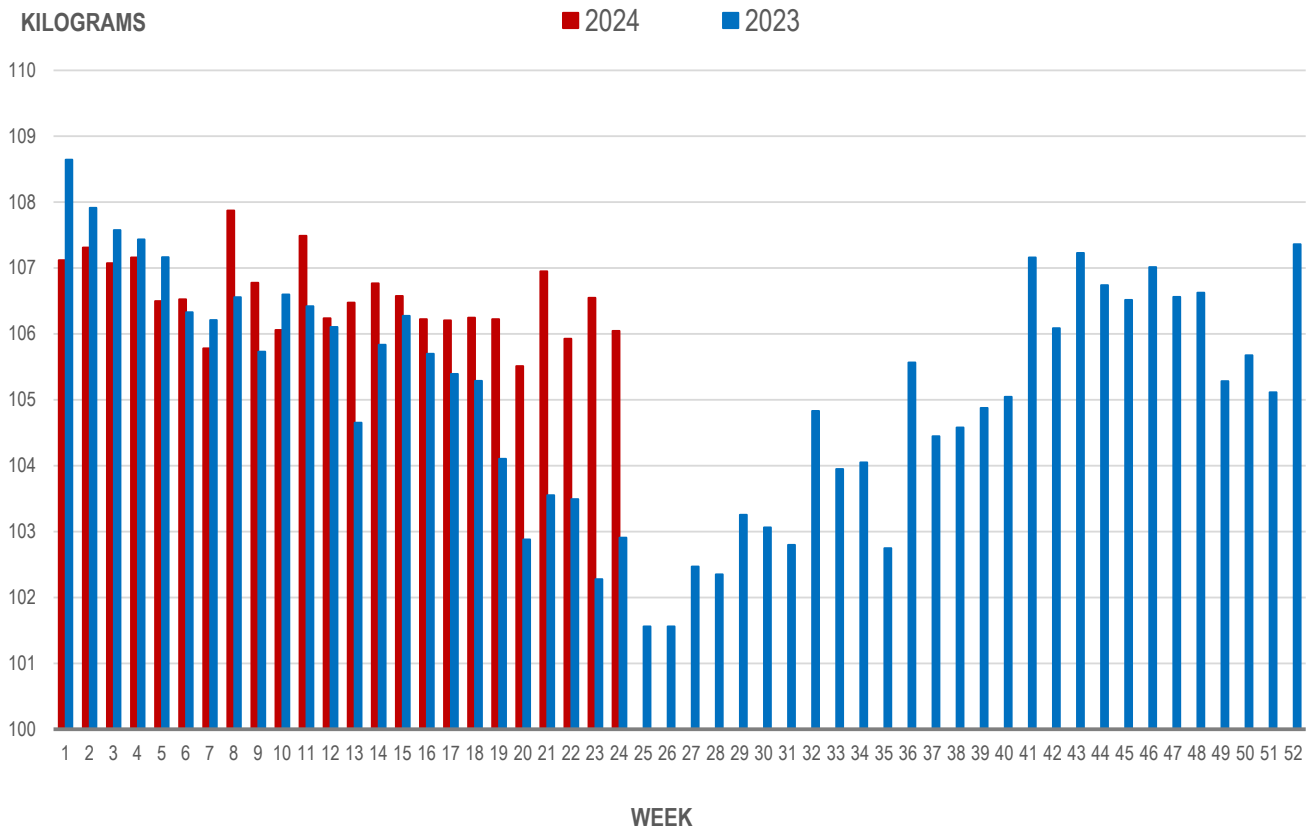
Source: Manitoba major processors

## Average Weight of Hogs Processed by Major Processors, Kg

Week	Week ending date	2024	2023	Change from Previous Week	Change from Previous Year
21	2024-05-24	106.95	103.55	1.4%	3.3%
22	2024-05-31	105.93	103.49	-1.0%	2.4%
23	2024-06-07	106.55	102.28	0.6%	4.2%
24	2024-06-14	106.05	102.91	-0.5%	3.0%
<b>Four week average</b>		<b>106.37</b>	<b>103.06</b>	<b>-</b>	<b>3.2%</b>

Source: Manitoba major processors.

## AVERAGE WEIGHT OF HOGS PROCESSED BY MAJOR PROCESSORS WEEKLY



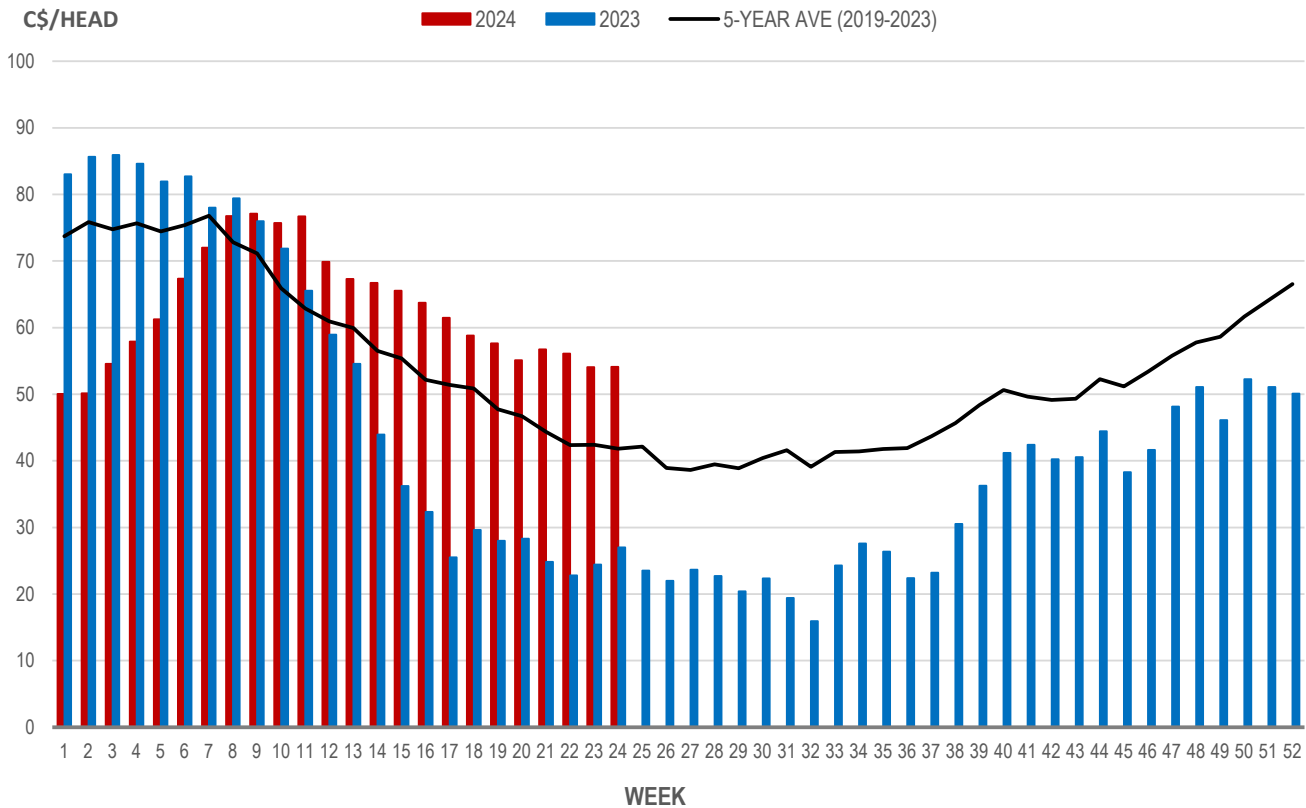
Source: Manitoba major processors

## Weaning Pigs (U.S. Total Composite Weighted Average Price per Head)

	Formula and Cash Low, US\$/Head	Formula and Cash High, US\$/Head	Wtd Avg Price, US\$/Head	Wtd Avg Price, C\$/Head
Early Weaned (10-12 lb)	25.00	55.13	39.35	54.11
Feeder Pigs (40 lb)	48.00	63.00	59.10	81.27

Source: USDA, AMS

### EARLY WEANED PIGS (U.S. TOTAL COMPOSITE WEIGHTED AVERAGE PRICE PER HEAD) WEEKLY



Source: USDA, AMS

### Contact us

- [www.manitoba.ca/agriculture/markets-and-statistics/](http://www.manitoba.ca/agriculture/markets-and-statistics/)
- Email us at [industryintelligence@gov.mb.ca](mailto:industryintelligence@gov.mb.ca)
- Follow us on X @MBGovAg

