

Food Manufacturing Sales 2024



May 22, 2025

The food manufacturing industry is the largest manufacturing industry in Manitoba, accounting for 33 per cent of the province’s total manufacturing sales in 2024. Manitoba’s food manufacturing sales have shown consistent year-over-year growth, rising from \$4.9 billion in 2019 to a peak of \$8.95 billion in 2024. The most recent data reflects a slight 0.3 per cent increase compared to 2023, reinforcing the sector's upward momentum. Over the past five years, food manufacturing has contributed an average of \$7.9 billion annually to Manitoba’s economy (not adjusted for inflation).

Meat product manufacturing continues to be the largest food manufacturing sector in Manitoba. In 2024, meat manufacturing reached \$3.3 billion in sales, accounting for 37 per cent of the total food manufacturing sales. Grain and oilseed milling, the second-largest food manufacturing sector, registered a sales value of \$2.1 billion. This accounted for 23 per cent of the total food manufacturing sales. In 2024, dairy product manufacturing and animal food manufacturing reached \$1.0 billion and \$515 million in sales value, respectively.

Among all food manufacturing sectors, meat products showed the largest percentage increase in sales in 2024, compared to 2023. Meat product sales increased by 15.7 per cent from \$2.9 billion in 2023 to \$3.3 billion in 2024. Dairy product manufacturing also saw an increase of 2.7 per cent compared to the previous year, reaching \$1.0 billion in sales. Animal food sales decreased by 19.4 per cent, reaching \$515 million in 2024. Grain and oilseed product sales decreased by 15.2 per cent from \$2.4 billion in 2023 to \$2.1 billion in 2024 due to a drop in canola seed prices.

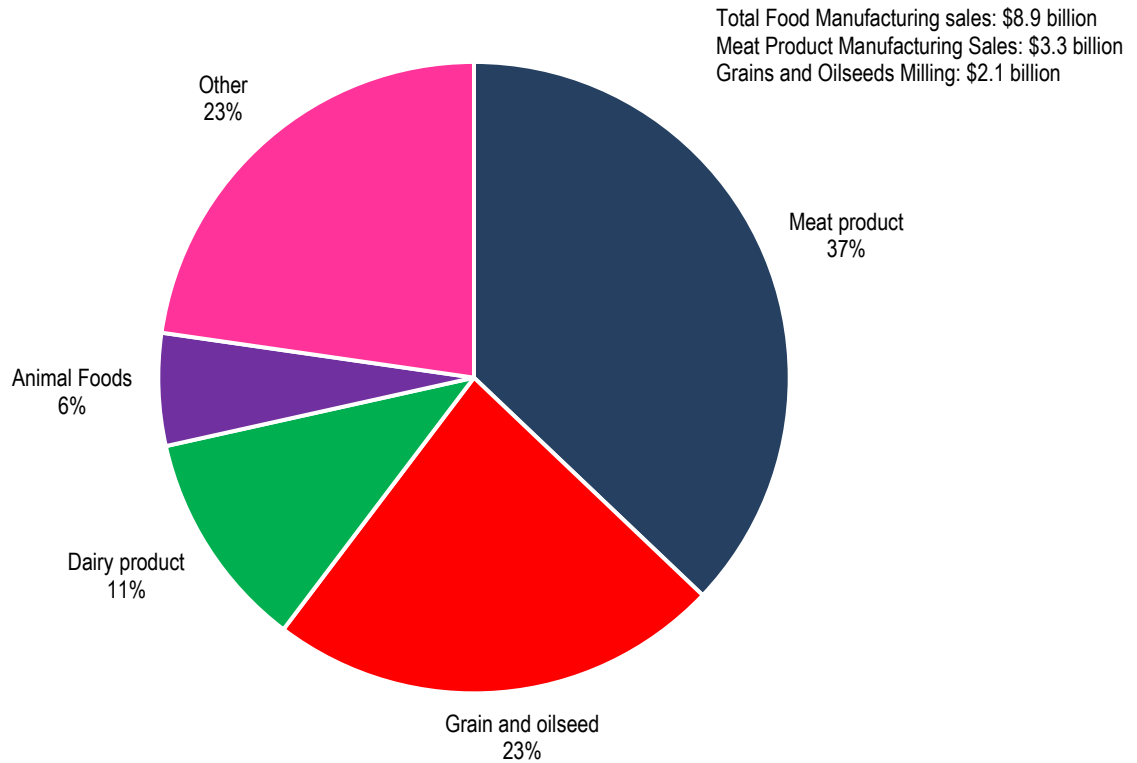
In 2024, Canadian food manufacturing sales reached \$148.3 billion, a slight decrease of 1.0 per cent compared to 2023. Manitoba’s share of Canadian food manufacturing sales was 6.0 per cent.

FOOD MANUFACTURING SALES 2023-2024 (\$ Thousand CAN)

Commodity Type	2023	2024	Difference (2024-2023)	Percentage change (%) 2024/2023
Meat product	\$2,871,619	\$3,322,465	\$450,846	15.70
Grain and oilseed	\$2,452,064	\$2,078,416	-\$373,648	-15.24
Dairy product	\$977,176	\$1,003,626	\$26,450	2.71
Animal foods	\$639,124	\$515,410	-\$123,714	-19.36
Others	\$1,984,923	\$2,034,783	\$49,860	2.51
Total food manufacturing	\$8,924,906	\$8,954,700	\$29,794	0.33

Source: Statistics Canada Table 16-10-0048-01 – May 15, 2025

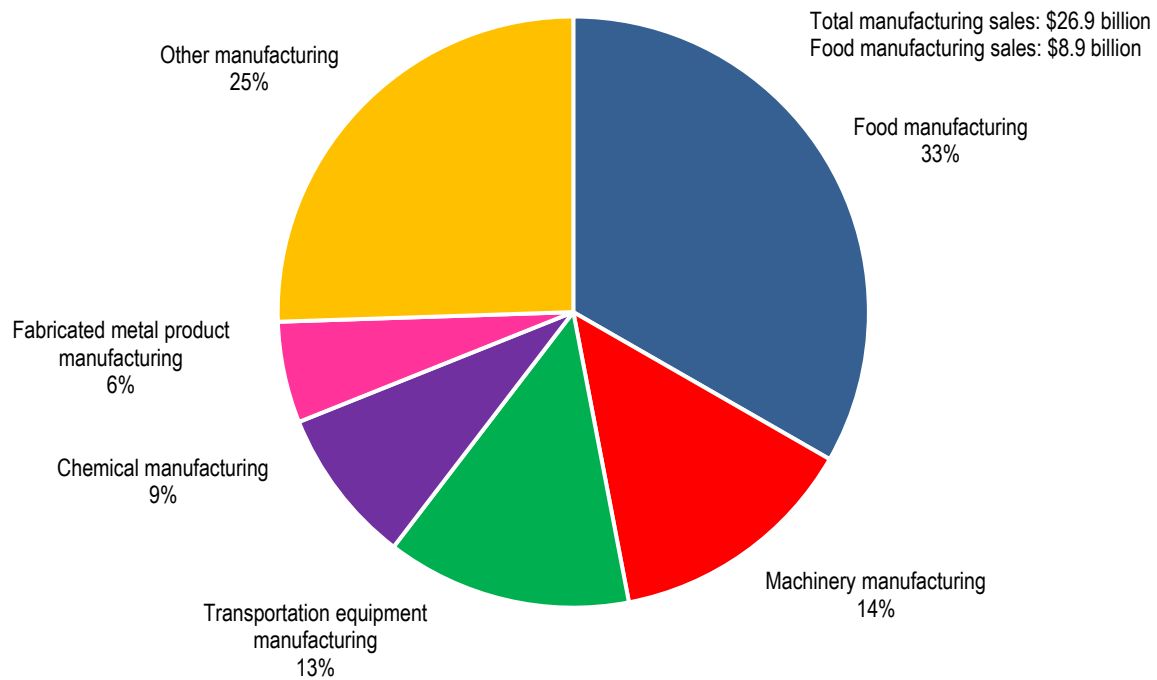
FOOD AND BEVERAGE MANUFACTURING SALES BY COMMODITY IN MANITOBA, 2024



Source: Statistics Canada Table 16-10-0048-01

Manitoba Agriculture, Foresight and Analysis 2025-05-15

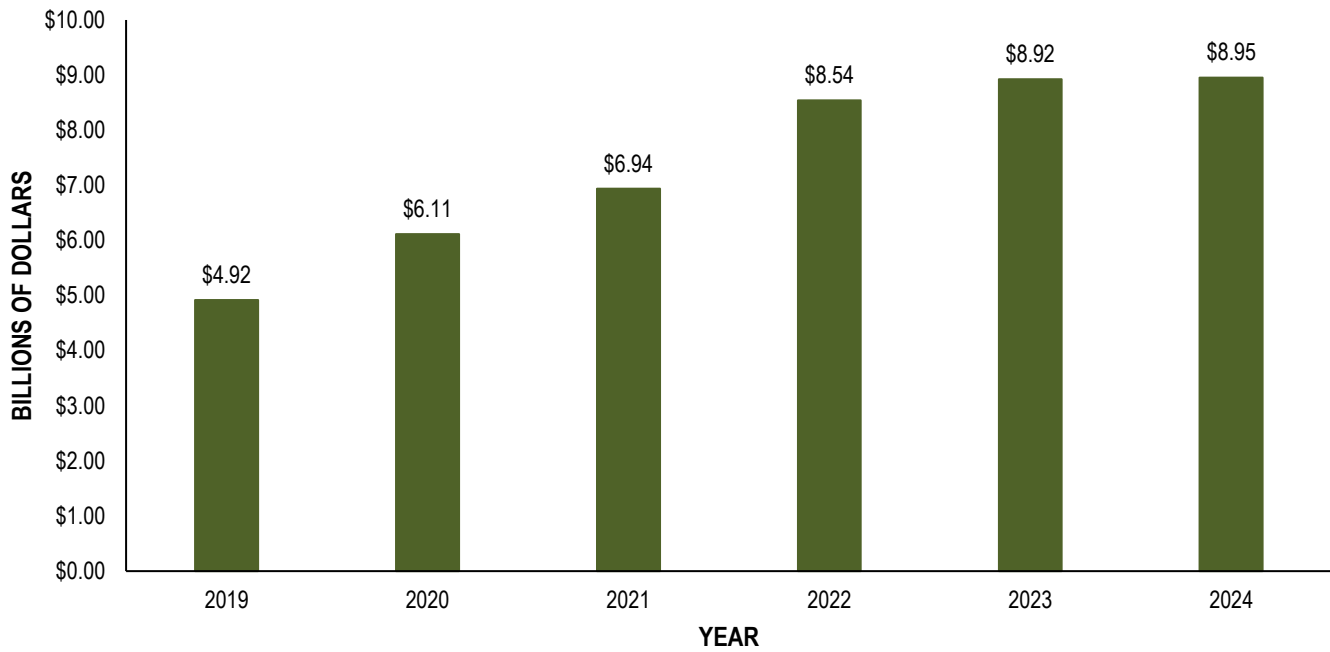
TOP FIVE SECTORS CONTRIBUTING TO MANUFACTURING SALES IN MANITOBA, 2024



Source: Statistics Canada Table 16-10-0048-01

Manitoba Agriculture, Foresight and Analysis 2025-05-15

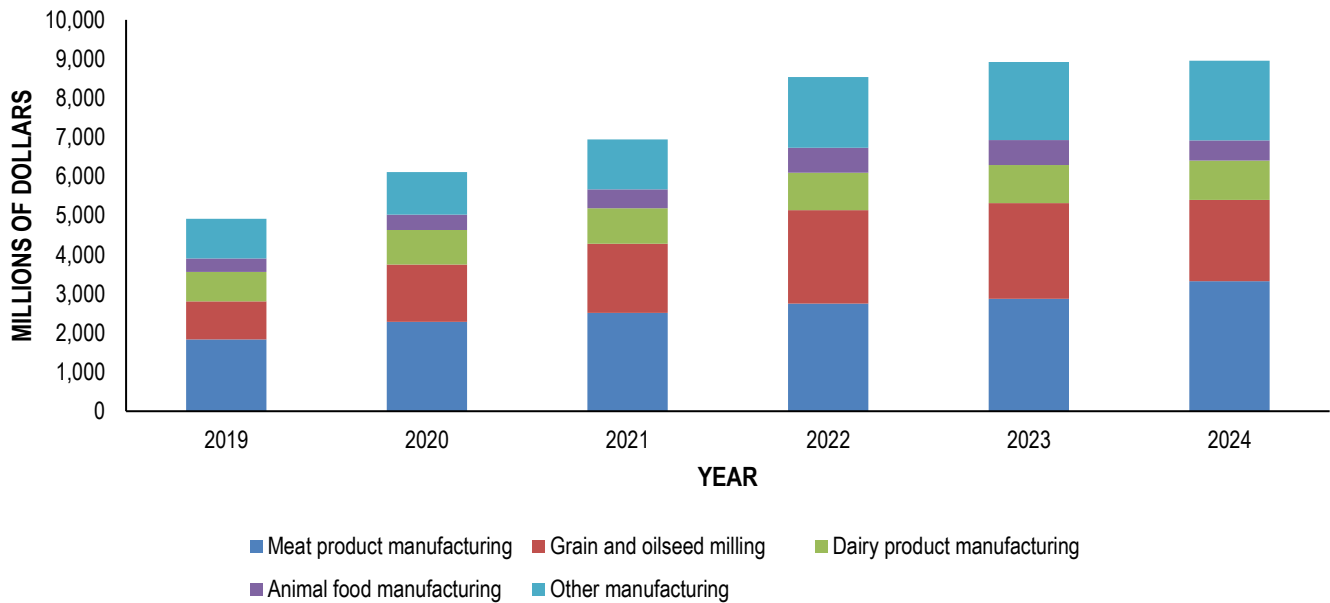
TRENDS IN MANITOBA FOOD MANUFACTURING SALES 2019-2024



Source: Statistics Canada Table 16-10-0048-01

Manitoba Agriculture, Foresight and Analysis 2025-05-15

FOOD MANUFACTURING SALES BY COMMODITY 2019-2024



Source: Statistics Canada Table 16-10-0048-01

Manitoba Agriculture, Foresight and Analysis 2025-05-15

Contact us

- www.manitoba.ca/agriculture/markets-and-statistics/
- Email us at industryintelligence@gov.mb.ca
- Follow us on X @MBGovAg