

MANITOBA

Farm Income 2021



Manitoba Farm Income 2021

- Farm cash receipts for 2021 were \$8.47 billion, up 20.5 per cent or \$1.44 billion from 2020. Crop and livestock receipts were \$5.26 billion and \$2.78 billion, respectively, while program payments were \$418 million.
- Crop receipts of \$5.26 billion rose 20.5 per cent from \$4.37 billion in 2020, setting a new record. Canola sales generated \$2.02 billion, up 24.9 per cent from 2020. Wheat sales also rose by 26.2 per cent from \$1.13 billion in 2020 to \$1.43 billion in 2021.
- Livestock receipts grew 18.0 per cent to \$2.78 billion in 2021 from \$2.36 billion in 2020. Hog receipts climbed 33.5 per cent to \$1.40 billion for 2021 from \$1.05 billion in 2020. Cattle and calf receipts edged up 1.3 per cent to \$629 million. Farm cash receipts for milk rose 3.5 per cent to \$326 million, while chickens for meat gained 15.4 per cent lower to \$142 million and egg receipts increased 5.5 per cent to \$130 million.
- Program payments increased 41.4 per cent to \$418 million in 2021 from \$295 million last year.
- For 2021, operating expenses climbed 11.5 per cent to \$5.97 billion, primarily due to a 35.1 per cent jump in fertilizer costs, a 22.3 per cent climb in commercial feed costs plus a 27.6 per cent jump in machinery fuel costs.
- Net cash incomes grew 49.4 per cent from \$1.67 billion in 2020 to \$2.50 billion in 2021. Realized net income likewise showed an increase of 86.4 per cent to \$1.64 billion in 2021 from \$878 million in 2020.
- Both net cash and realized farm income reflect the drawdown (sale) of \$1.15 billion worth of inventory, which will need to be replenished. It is more accurate to view this as drawing from savings (inventory from previous production) rather than income from production in calendar 2021.
- **Total net income shrank 36 per cent** to \$483 million in 2021 from \$753 million in 2020 due to the combination of the historic drawdown of inventories as well as higher operating expenses.
- To understand the impact of this historic inventory liquidation had inventory instead held stable, then total cash receipts would have been \$1.15 billion lower at about \$7.3 billion. This is still an increase of \$275 million from 2020, but falls short of the \$616 million increase in costs.
- Likewise, had that \$1.15 million simply held steady in inventory value, net cash income would have been \$1.38 billion representing a decline of 17.4 per cent from 2020. In addition, realized net income without the impact of inventory liquidation would have been \$483 million in 2021, a full 45 per cent below 2020.

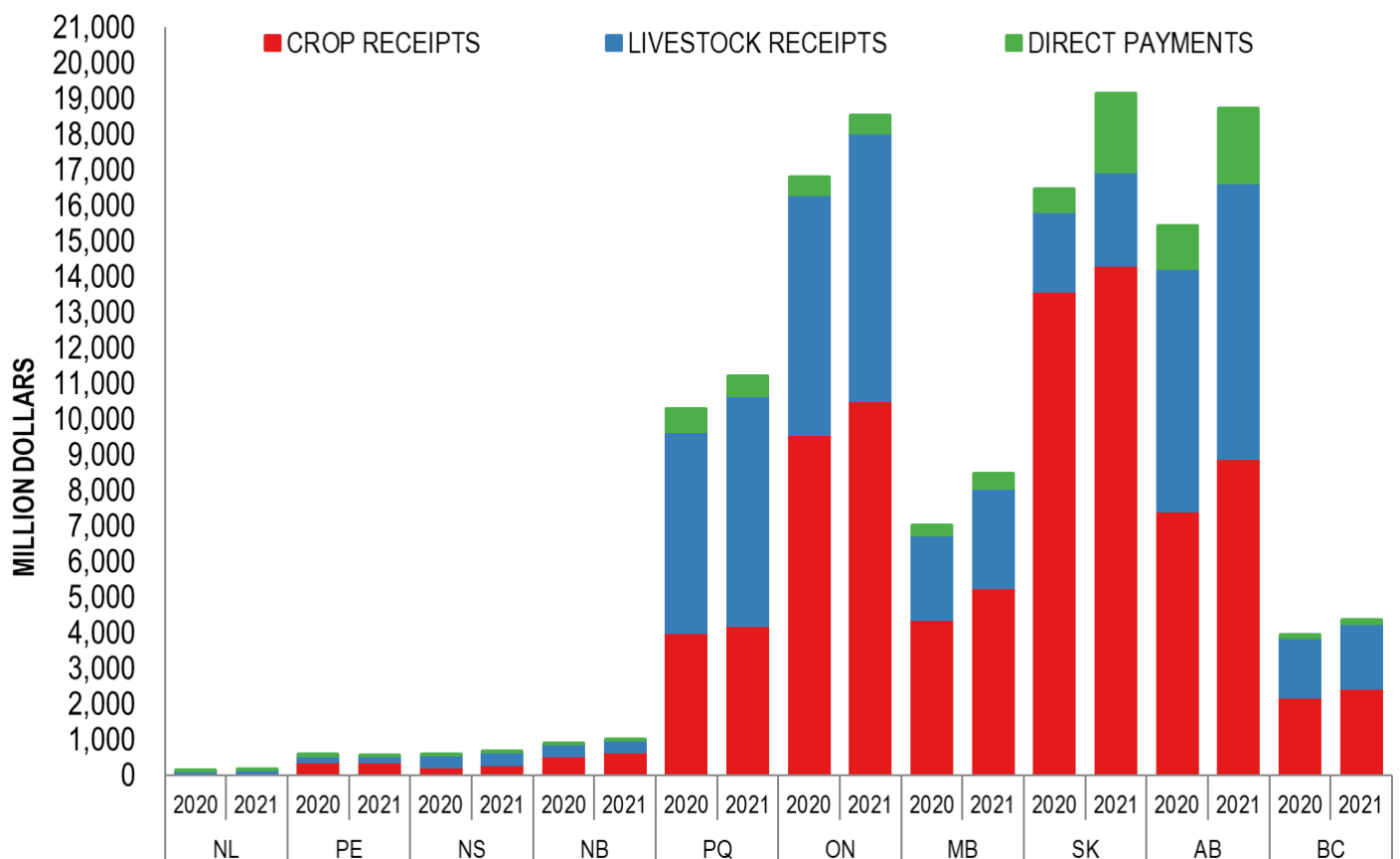
FARM INCOME SUMMARY, MANITOBA

Aggregate Farm Cash Receipts, Expenses & Income	2019	2020	2021	2020/19	2021/20
	- million of dollars -			%*	%*
Crop Receipts	4,006	4,370	5,264	109	120
Livestock Receipts	2,401	2,358	2,784	98	118
Total Payments	255	295	418	116	141
Total Cash Receipts	6,662	7,024	8,466	105	121
(-) Operating Expenses after rebates	5,321	5,353	5,969	101	112
(=) Net Cash Income	1,341	1,671	2,497	125	149
(+) Income-in-kind	5	5	6	108	115
(-) Depreciation	773	798	866	103	108
(=) Realized Net Income	572	878	1,637	153	186
(+) Value of Inventory Change	-164	-124	-1,153	76	927
TOTAL NET INCOME	408	753	483	185	64

Source: Statistics Canada tables 32-10-0052-01 and 32-10-0045-01

*The per cent change calculation may not be exact due to rounding

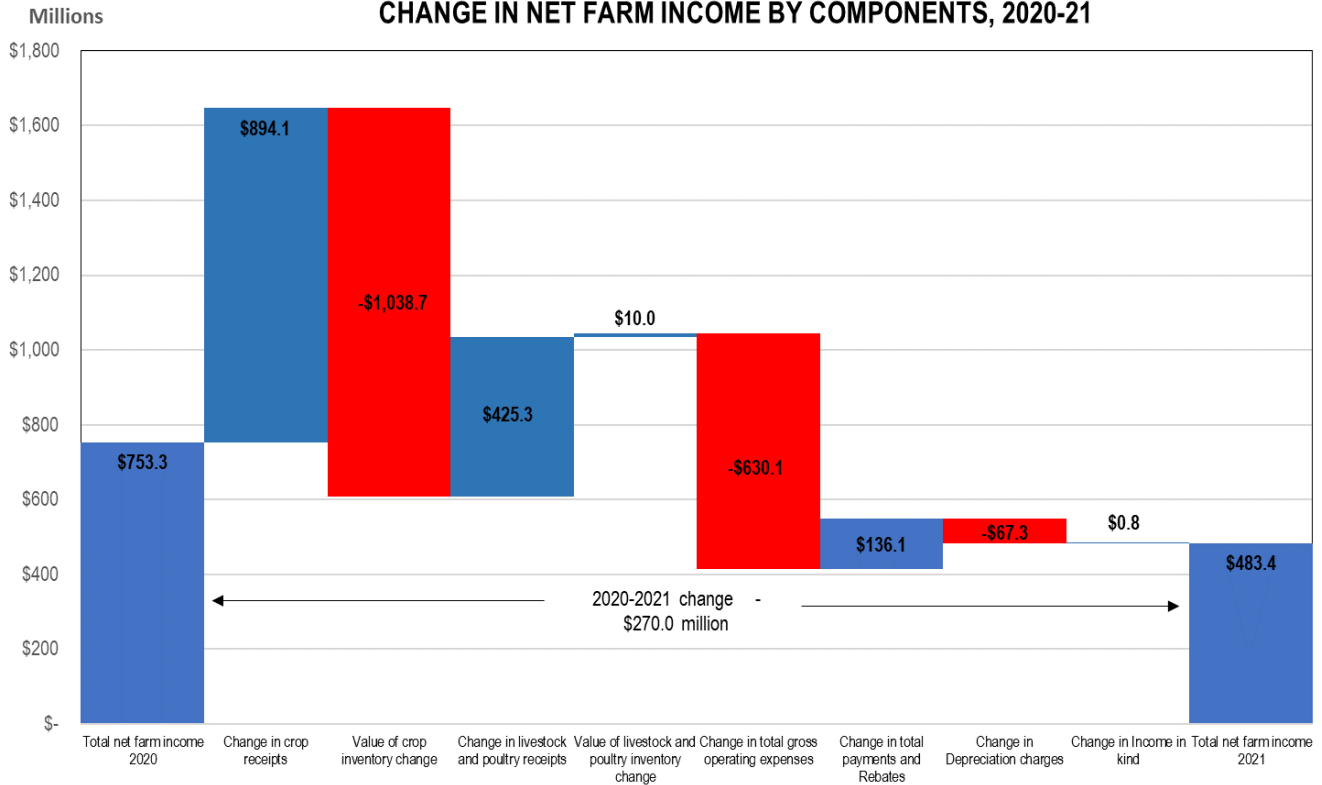
PROVINCES (CURRENT DOLLARS) FARM CASH RECEIPTS, 2020-2021



Source: Statistics Canada, Table 32-10-0045-01

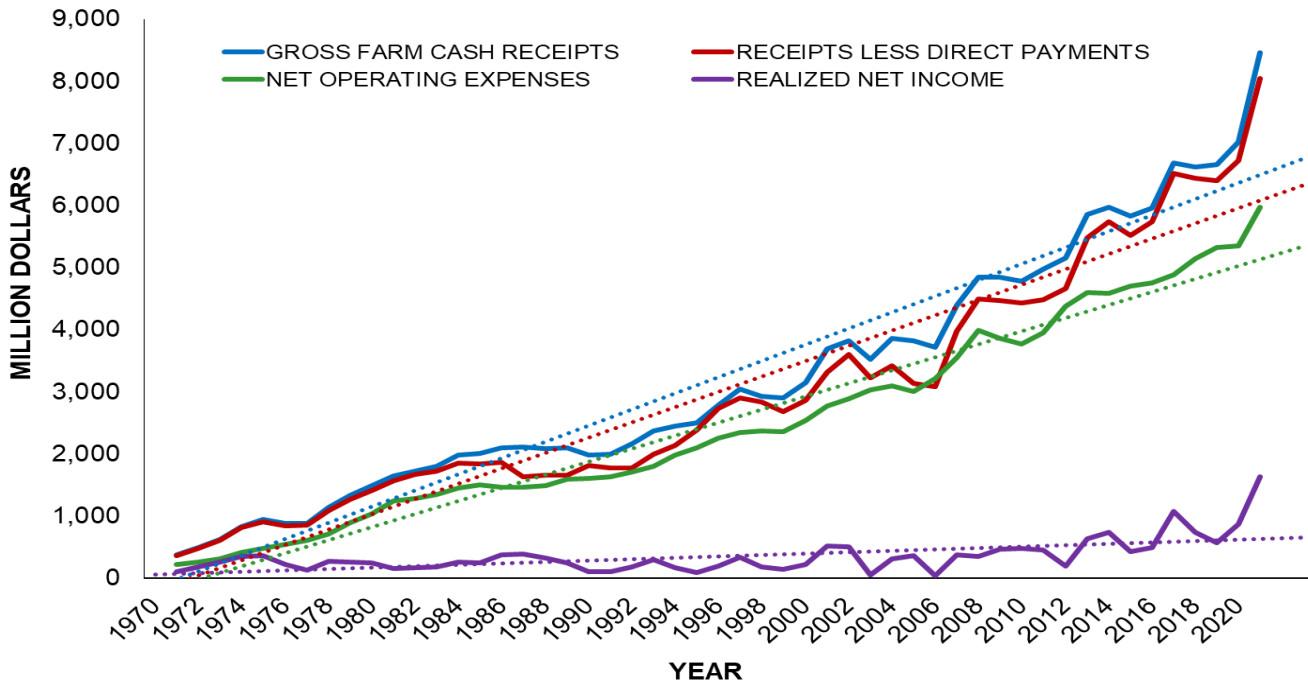
Manitoba Agriculture, Foresight and Analysis, 2022-05-26

MANITOBA CURRENT DOLLARS CHANGE IN NET FARM INCOME BY COMPONENTS, 2020-21



Source: Statistics Canada tables 32100052, 32100045, 32100049 and 32100105

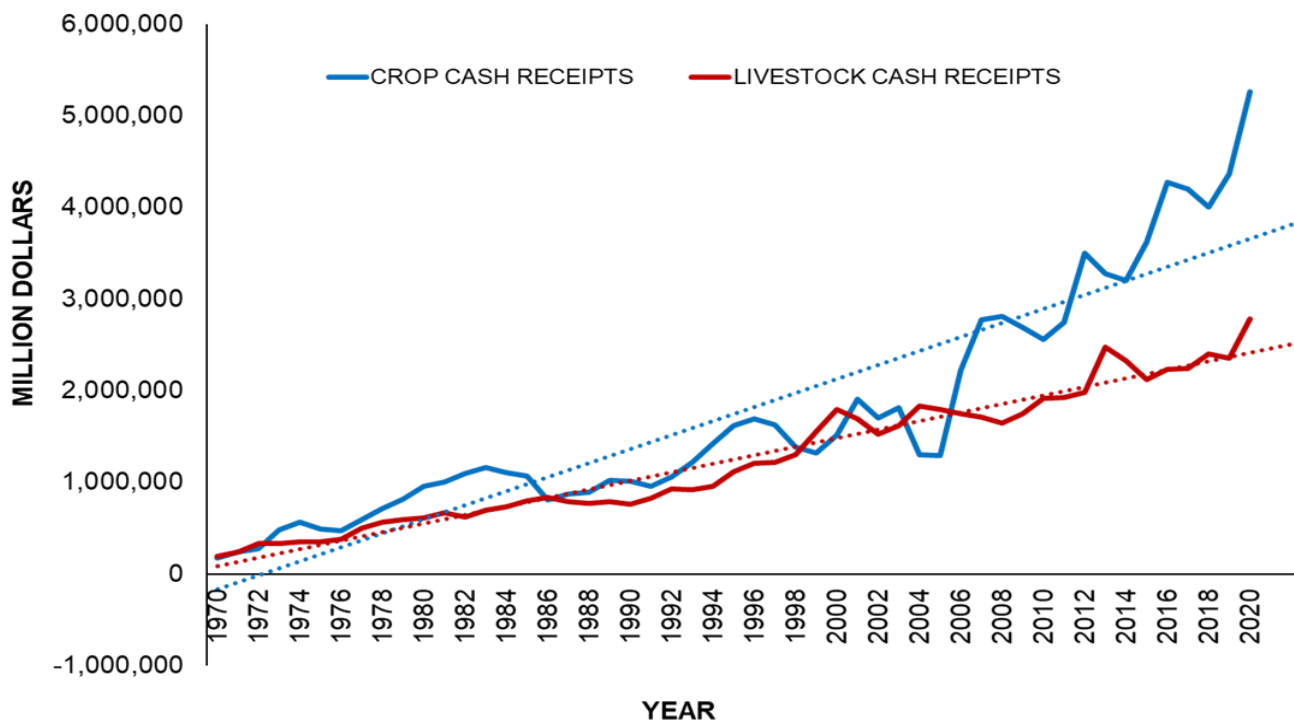
MANITOBA (NOMINAL DOLLARS) FARM INCOME AND EXPENSES, 50-YEAR TREND, 1971 - 2021



Source(s): Statistics Canada, Tables 32-10-0052-01 and 32-10-0045-01

Manitoba Agriculture, Foresight and Analysis, 2022-05-26

MANITOBA (NOMINAL DOLLARS) CROP AND LIVESTOCK CASH RECEIPTS, 50-YEAR TREND, 1971-2021



Source: Statistics Canada Tables 32-10-0045-01

Manitoba Agriculture, Foresight and Analysis, 2021-05-26

Contact us

- Go to manitoba.ca/agriculture and click on Markets and Statistics
- Email us at industryintelligence@gov.mb.ca
- Follow us on Twitter @MBGovAg