

Issue 2 – May 16, 2024

# Manitoba Potato Report



[Seasonal Reports](#)   [Weekly Weather Maps](#)   [Potato Production](#)

## Provincial Summary

- Over 75% of potato acres have been planted in Manitoba, ranging from 0 to 100% for various farms.
- Due to rain, planting has been interrupted for quite a few days in some areas.
- Regular weekly reports and other features will be provided, including late blight risk forecasts, updates on disease and insect pests on potatoes, and control recommendations. All reports and information will also be available at <http://www.mbpotatoes.ca/index.cfm>.

## Ag Weather Data

### Precipitation and Soil Moisture

- The top 30 cm was still generally wet or near optimal in the potato growing areas by May 12 (Fig. 1), which is slightly drier than previous week. The 0-120 cm depths show more areas that are optimal or dry in different potato areas (Fig. 2). <https://www.gov.mb.ca/agriculture/weather/pubs/soil-moisture-30cm.pdf> and <https://www.gov.mb.ca/agriculture/weather/pubs/soil-moisture-120cm.pdf>.
- Precipitation (mm) in the first two weeks of May was above normal in the south and south-west of the province (Fig. 3), and the potato growing areas receiving above normal rains, ranging from 113% (Holland) to 258% (Wawanesa) (Table 1) <http://www.gov.mb.ca/agriculture/weather/pubs/percent-normal-precipitation.pdf>.

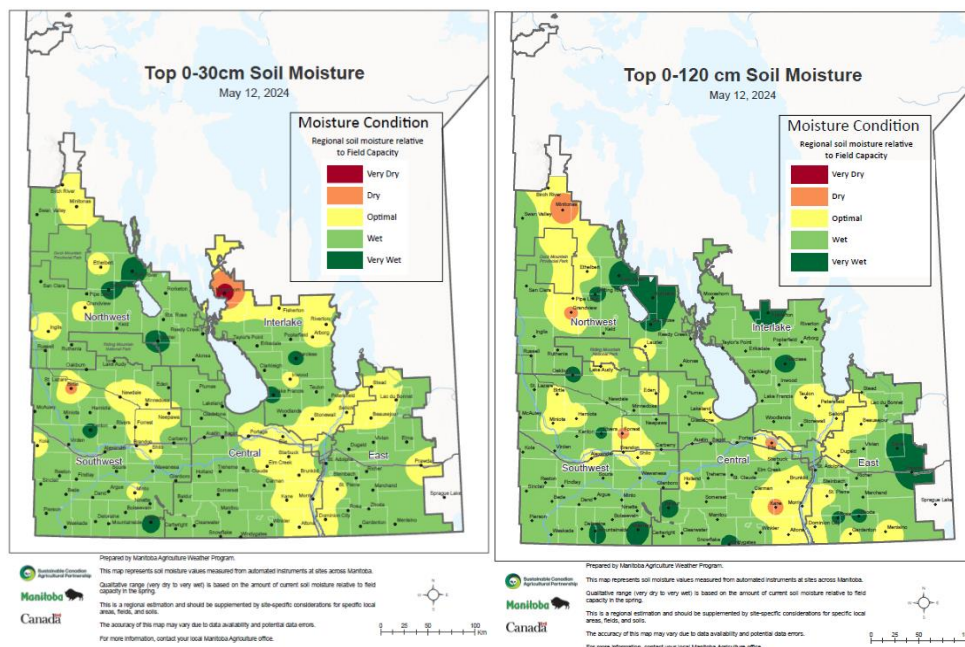


Fig. 1 (left): 0-30 cm depth and Fig. 2 (right): 0-120 cm depths: show optimal to wet current soil moisture conditions relative to field capacity

Report compiled by Dr. Vikram Bisht  
Potato and Horticulture Crop Pathologist, Manitoba Agriculture  
[Subscribe](#) to the weekly Potato Report



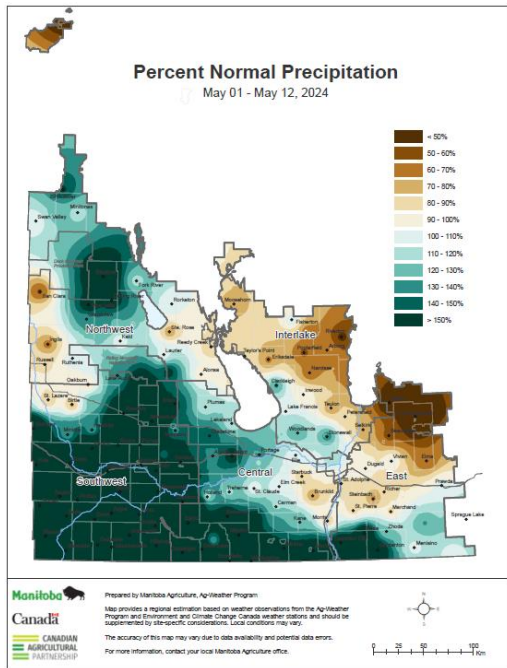


Fig. 3 (left). Precipitation (mm) in the first two weeks of May was 113 to 258% above normal in selected potato sites. South & south-west Manitoba had above normal rainfall.

## Temperatures – Air and Soil

- Last week (May 6-12) accumulated a lot of heat units (with a few days  $>30^{\circ}\text{C}$ ), resulting in GDD ranging from 100 to  $>125\%$  of normal for May 1 to 12 (Fig. 5, 6). Daytime high temperatures ranged from 28.8 to  $30.9^{\circ}\text{C}$  (Table 1). Overnight lows from 1.0 (Treherne) to  $4.1^{\circ}\text{C}$ , (Rivers). Air temperatures are ideal for planting, but rain has interrupted planting. The overnight lows in some sites have gone  $<0^{\circ}\text{C}$  on May 14.

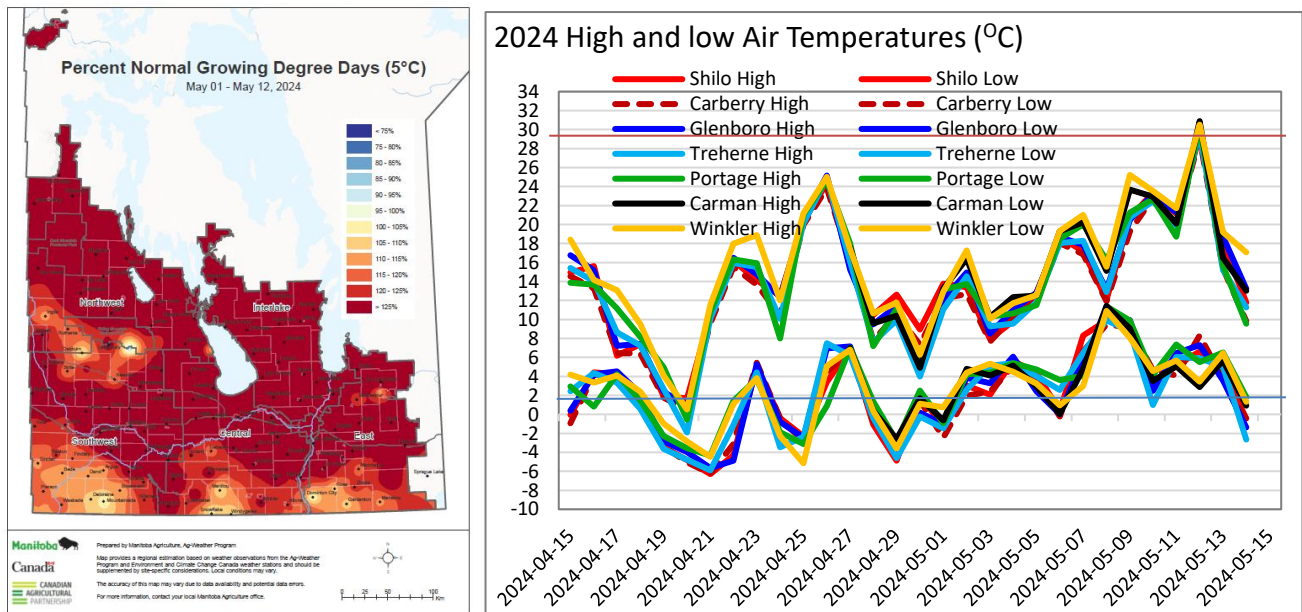


Fig. 5 (left) Growing Degree Days (GDD base 5) in the first two weeks of May has gone above normal, ranging from 100 to 125% of normal at different weather stations. Fig. 6 (right) After a cool early May, the 2<sup>nd</sup> week of May was warmer.

- Soil temperatures at 5 cm depths warmed up to nearly 10 to 15 °C at different sites (Fig.6). Temperatures were slightly cooler at the 20 cm depths, ranging from 7.5 to 14 °C (Fig. 7). The 2024 soil temperatures at 5 cm and 20 cm were warmer than at the same time in 2023, so a quicker emergence of potatoes could be expected.

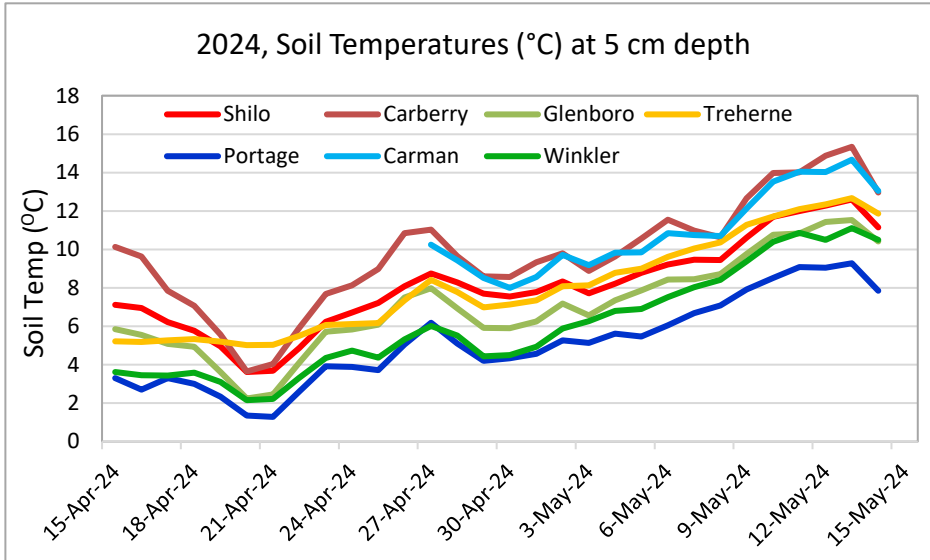
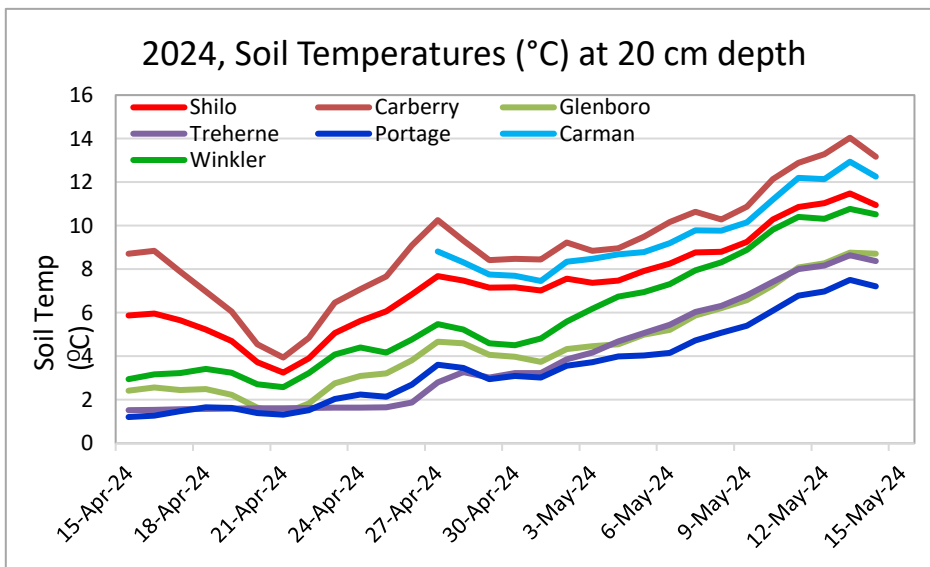


Fig. 6 (top). Soil temperatures at 5 and 20 cm. Fig. 7 (bottom) depths at selected sites show a dip around May 14. The 5 cm depths are warmer than 20 cm depths as expected.



- The week (May 6-12) had 1.4 to 21.8 mm of rainfall, mostly on May 7 (Table 1). The rains in the first two weeks of May have been slightly above normal for the period, and much higher than below normal rains of 2023.

Table 1. Manitoba Agriculture Weather Data – May 6-12

Region	Max Temp (°C)	Min Temp (°C)	Rain (mm) for the week	Rain (mm) (Since May 1)	2024 Rainfall (% of normal) May 1-12	2023 Rainfall (% of normal) May 1 - 14	2022 Rainfall (% of normal) May 1 - 14
Altona	30.3	2.3	1.8	33	<b>163</b>	<b>12</b>	135
Austin	30.4	4.3	8.3	25	<b>138</b>	<b>22</b>	188
Bagot	30.8	2.2	3.9	29	<b>162</b>	<b>60</b>	163
Carberry EC						<b>23</b>	132
Carman	30.9	2.9	1.4	24	<b>119</b>	<b>15</b>	108
Cypress River	28.8	1.7	8.3	39	<b>163</b>	<b>17</b>	165
Glenboro	29.6	2.5	17.1	40	<b>171</b>	<b>22</b>	146
Holland	29.8	3.3	4.3	27	<b>113</b>	<b>17</b>	153
Morden						<b>61</b>	105
Portage EC	30.7	2.2	2.6	22	<b>119</b>	<b>62</b>	134
Rivers	29.0	4.1	18.1	36	<b>193</b>	<b>27</b>	<b>287</b>
Shilo	29.2	3.0	15.2	42	<b>196</b>	<b>20</b>	184
St. Claude	29.5	3.6	2.7	24	<b>102</b>	<b>36</b>	93
Treherne	29.7	1.0	4.3	28	<b>117</b>	<b>28</b>	86
Wawanesa	29.8	2.4	21.8	55	<b>258</b>	<b>21</b>	148
Winkler	30.5	3.0	6.0	35	<b>157</b>	<b>38</b>	111

- For more Manitoba weather information, visit: [www.gov.mb.ca/agriculture/weather](http://www.gov.mb.ca/agriculture/weather)

## Crop Progress

- Potato planting in western Manitoba is further ahead of other areas in the province.
- Planting in the western side of the province is currently 75-100% complete. Central potato growing areas are around 0-80% complete. On one farm planting could not be started due to late arrival of seed and then rains came, so the planting will start next week. The southern part of the province is 50% to nearly 100% planted.
- Overall, Manitoba's potato planting is more than 75% complete. The week had sunny to partly cloudy days, which allowed for planting.
- There was no rain forecasted for the week (May 6-12), however, there was rain on the 7<sup>th</sup>, which interrupted planting in some areas. There was widespread rain on the 14<sup>th</sup> and 15<sup>th</sup> (data not included this week) which stopped planting in most of Manitoba. Many farms have just a few acres left to plant.
- There is a forecast for a few rainy days in the coming 10 days in many areas of Manitoba.
- Late blight risk maps, P-Days, and SprayCast maps will be available at <http://www.mbpotatoes.ca/index.cfm>.

## Disease Monitoring

- Some of the seed size profile appears to be a bit smaller than 2023, including some seed coming into Manitoba from outside the province.
- Late blight risk forecasting will be provided on a regional basis at [www.mbpotatoes.ca](http://www.mbpotatoes.ca). Late blight disease risk normally starts accumulating around June 1, when normally 50% of the fields show emergence. In the last four years, no late blight has been observed in Manitoba.
- Diseases like blackleg, early blight, and powdery scab will be monitored during the season.
- Herbicide injury on seed and non-target drift will be identified, if needed.

## Insect Pest Monitoring

- Aphid monitoring using suction traps will start in early June in 8 or 9 seed potato fields. Green peach aphid (GPA) and Potato aphids (PA) could be a concern for seed potatoes. In 2023 GPA and PA aphid catches were very high.
- ECB monitoring will start in early July.
- Colorado potato beetle incidences will be monitored and if possible tested for insecticide resistance.
- Wireworm damage has been sporadic in the province.

Growers and industry stakeholders, please report or submit for diagnosis, any disease or insect observations of importance. If you suspect late blight in your area, please contact [vikram.bisht@gov.mb.ca](mailto:vikram.bisht@gov.mb.ca)